

DWARF Debugging Information Format Version 6



DWARF Debugging Information Format
Committee

<http://www.dwarfstd.org>

January 8, 2025

WORKING DRAFT

Copyright

DWARF Debugging Information Format, Version 6

Copyright © 2010, 2017, 2024, 2025 DWARF Debugging Information Format
Committee

Permission is granted to copy, distribute and/or modify this document under the terms of the GNU Free Documentation License, Version 1.3; with no Invariant Sections, with no Front-Cover Texts, and with no Back-Cover Texts.

A copy of the license is included in the section entitled “GNU Free Documentation License.”

This document is based in part on the DWARF Debugging Information Format, Version 2, which contained the following notice:

UNIX International

Programming Languages SIG

Revision: 2.0.0 (July 27, 1993)

Copyright © 1992, 1993 UNIX International, Inc.

Permission to use, copy, modify, and distribute this documentation for any purpose and without fee is hereby granted, provided that the above copyright notice appears in all copies and that both that copyright notice and this permission notice appear in supporting documentation, and that the name UNIX International not be used in advertising or publicity pertaining to distribution of the software without specific, written prior permission. UNIX International makes no representations about the suitability of this documentation for any purpose. It is provided “as is” without express or implied warranty.

This document is further based on the DWARF Debugging Information Format, Version 3, Version 4 and Version 5, which are subject to the GNU Free Documentation License.

Trademarks:

- Intel386 is a trademark of Intel Corporation.
- Java is a trademark of Oracle, Inc.
- All other trademarks found herein are property of their respective owners.

Foreword

The DWARF Debugging Information Format Committee was originally organized in 1988 as the Programming Languages Special Interest Group (PLSIG) of Unix International, Inc., a trade group organized to promote Unix System V Release 4 (SVR4).

PLSIG drafted a standard for DWARF Version 1, compatible with the DWARF debugging format used at the time by SVR4 compilers and debuggers from AT&T. This was published as Revision 1.1.0 on October 6, 1992. PLSIG also designed the DWARF Version 2 format, which followed the same general philosophy as Version 1, but with significant new functionality and a more compact, though incompatible, encoding. An industry review draft of DWARF Version 2 was published as Revision 2.0.0 on July 27, 1993.

Unix International dissolved shortly after the draft of Version 2 was released; no industry comments were received or addressed, and no final standard was released. The committee mailing list was hosted by OpenGroup (formerly XOpen).

The Committee reorganized in October, 1999, and met for the next several years to address issues that had been noted with DWARF Version 2 as well as to add a number of new features. In mid-2003, the Committee became a workgroup under the Free Standards Group (FSG), an industry consortium chartered to promote open standards. DWARF Version 3 was published on December 20, 2005, following industry review and comment.

The DWARF Committee withdrew from the Free Standards Group in February, 2007, when FSG merged with the Open Source Development Labs to form The Linux Foundation, more narrowly focused on promoting Linux. The DWARF Committee has been independent since that time.

It is the intention of the DWARF Committee that migrating from an earlier version of the DWARF standard to the current version should be straightforward and easily accomplished. Almost all constructs from DWARF Version 2 onward have been retained unchanged in DWARF Version 6, although a few have been compatibly superseded by improved constructs which are more compact and/or more expressive.

This document was created using the \LaTeX document preparation system.

The DWARF Debugging Information Format Committee

The DWARF Debugging Information Format Committee is open to compiler and debugger developers who have experience with source language debugging and debugging formats, and have an interest in promoting or extending the DWARF debugging format.

DWARF Committee members contributing to Version 6 are:

| | |
|----------------------------------------------|----------------------|
| Todd Allen | Concurrent Real-Time |
| Pedro Alves | Pedro Alves Services |
| David Anderson, Associate Editor | |
| David Blaikie | Google |
| Ron Brender, Editor | |
| Andrew Cagney | |
| Eric Christopher | Google |
| Cary Coutant, Chair (from March 2023) | |
| John DelSignore | Perforce |
| Jonas Devlieghere | Apple |
| Michael Eager, past Chair (to February 2023) | Eager Consulting |
| Jini Susan George | AMD |
| Tommy Hoffner | Untether AI |
| Jakub Jelínek | Red Hat |
| Simon Marchi | EfficiOS |
| Jason Merrill | Red Hat |
| Markus Metzger | Intel |
| Jeremy Morse | Sony |
| Adrian Prantl | Apple |
| Hafiz Abid Qadeer | Mentor Graphics |
| Paul Robinson | Sony |
| Tom Russell | Sony |
| Fāng-ruì Sòng | Google |
| Caroline Tice | Google |
| Tom Tromeey | Adacore |
| Tony Tye | AMD |
| Keith Walker | Arm |
| Mark Wielaard | Red Hat |
| Brock Wyma | Intel |
| Jian Xu | IBM |
| Zoran Zaric | AMD |

For further information about DWARF or the DWARF Committee, see:

<http://www.dwarfstd.org>

How to Use This Document

This document is intended to be usable in online as well as traditional paper forms. Both online and paper forms include page numbers, a Table of Contents, a List of Figures, a List of Tables and an Index.

Text in normal font describes required aspects of the DWARF format. Text in *italics* is explanatory or supplementary material, and not part of the format definition itself.

Online Form

In the online form, [blue text](#) is used to indicate hyperlinks. Most hyperlinks link to the definition of a term or construct, or to a cited Section or Figure. However, attributes in particular are often used in more than one way or context so that there is no single definition; for attributes, hyperlinks link to the introductory table of all attributes which in turn contains hyperlinks for the multiple usages.

The occurrence of a DWARF name in its definition (or one of its definitions in the case of some attributes) is shown in **red text**. Other occurrences of the same name in the same or possibly following paragraphs are generally in normal text color.)

The Table of Contents, List of Figures, List of Tables and Index provide hyperlinks to the respective items and places.

Paper Form

In the traditional paper form, the appearance of the hyperlinks and definitions on a page of paper does not distract the eye because the blue hyperlinks and the color used for definitions are typically imaged by black and white printers in a manner nearly indistinguishable from other text. (Hyperlinks are not underlined for this same reason.)

Contents

| | |
|-------------------------------------------------------------|------------|
| Contents | vii |
| List of Figures | xii |
| List of Tables | xvi |
| 1 Introduction | 1 |
| 1.1 Purpose and Scope | 1 |
| 1.2 Overview | 2 |
| 1.3 Objectives and Rationale | 2 |
| 1.4 Changes from Version 5 to Version 6 | 8 |
| 1.5 Changes from Version 4 to Version 5 | 8 |
| 1.6 Changes from Version 3 to Version 4 | 10 |
| 1.7 Changes from Version 2 to Version 3 | 11 |
| 1.8 Changes from Version 1 to Version 2 | 12 |
| 2 General Description | 15 |
| 2.1 The Debugging Information Entry (DIE) | 15 |
| 2.2 Attribute Types | 17 |
| 2.3 Relationship of Debugging Information Entries | 25 |
| 2.4 Target Addresses | 26 |
| 2.5 DWARF Expressions | 26 |
| 2.6 Location Descriptions | 43 |
| 2.7 Types of Program Entities | 52 |
| 2.8 Accessibility of Declarations | 52 |
| 2.9 Visibility of Declarations | 52 |
| 2.10 Virtuality of Declarations | 53 |
| 2.11 Artificial Entries | 53 |
| 2.12 Address Classes | 54 |
| 2.13 Non-Defining Declarations and Completions | 54 |
| 2.14 Declaration Coordinates | 55 |

CONTENTS

| | | |
|----------|--------------------------------------------------------------|------------|
| 2.15 | Identifier Names | 56 |
| 2.16 | Data Locations and DWARF Procedures | 56 |
| 2.17 | Code Addresses, Ranges and Base Addresses | 57 |
| 2.18 | Entry Address | 61 |
| 2.19 | Static and Dynamic Values of Attributes | 61 |
| 2.20 | Entity Descriptions | 62 |
| 2.21 | Byte and Bit Sizes | 62 |
| 2.22 | Linkage Names | 62 |
| 2.23 | Template Parameters | 63 |
| 2.24 | Alignment | 64 |
| 3 | Program Scope Entries | 65 |
| 3.1 | Unit Entries | 65 |
| 3.2 | Module, Namespace and Importing Entries | 78 |
| 3.3 | Subroutine and Entry Point Entries | 82 |
| 3.4 | Call Site Entries and Parameters | 97 |
| 3.5 | Lexical Block Entries | 100 |
| 3.6 | Label Entries | 101 |
| 3.7 | With Statement Entries | 101 |
| 3.8 | Try and Catch Block Entries | 102 |
| 3.9 | Declarations with Reduced Scope | 103 |
| 4 | Data Object and Object List | 105 |
| 4.1 | Data Object Entries | 105 |
| 4.2 | Common Block Entries | 108 |
| 4.3 | Namelist Entries | 109 |
| 5 | Type Entries | 111 |
| 5.1 | Base Type Entries | 111 |
| 5.2 | Unspecified Type Entries | 117 |
| 5.3 | Type Modifier Entries | 118 |
| 5.4 | Typedef Entries | 120 |
| 5.5 | Array Type Entries | 120 |
| 5.6 | Coarray Type Entries | 122 |
| 5.7 | Structure, Union, Class and Interface Type Entries | 123 |
| 5.8 | Condition Entries | 134 |
| 5.9 | Enumeration Type Entries | 134 |
| 5.10 | Subroutine Type Entries | 136 |
| 5.11 | String Type Entries | 137 |
| 5.12 | Set Type Entries | 138 |
| 5.13 | Subrange Type Entries | 138 |

CONTENTS

| | | |
|----------|---------------------------------------------------------------------------------------------|------------|
| 5.14 | Pointer to Member Type Entries | 140 |
| 5.15 | File Type Entries | 141 |
| 5.16 | Dynamic Type Entries | 141 |
| 5.17 | Template Alias Entries | 142 |
| 5.18 | Dynamic Properties of Types | 142 |
| 6 | Other Debugging Information | 145 |
| 6.1 | Accelerated Access | 145 |
| 6.2 | Line Number Information | 159 |
| 6.3 | Macro Information | 176 |
| 6.4 | Call Frame Information | 183 |
| 7 | Data Representation | 196 |
| 7.1 | Extensibility | 196 |
| 7.2 | Reserved Values | 197 |
| 7.3 | Relocatable, Split, Executable, Shared, Package and Supplementary Object Files | 198 |
| 7.4 | 32-Bit and 64-Bit DWARF Formats | 209 |
| 7.5 | Format of Debugging Information | 212 |
| 7.6 | Variable Length Data | 236 |
| 7.7 | DWARF Expressions and Location Descriptions | 237 |
| 7.8 | Base Type Attribute Encodings | 242 |
| 7.9 | Accessibility Codes | 244 |
| 7.10 | Visibility Codes | 244 |
| 7.11 | Virtuality Codes | 245 |
| 7.12 | Source Languages | 245 |
| 7.13 | Address Class Encodings | 247 |
| 7.14 | Identifier Case | 248 |
| 7.15 | Calling Convention Encodings | 248 |
| 7.16 | Inline Codes | 249 |
| 7.17 | Array Ordering | 249 |
| 7.18 | Discriminant Lists | 249 |
| 7.19 | Name Index Table | 250 |
| 7.20 | Defaulted Member Encodings | 250 |
| 7.21 | Line Number Information | 251 |
| 7.22 | Macro Information | 253 |
| 7.23 | Call Frame Information | 255 |
| 7.24 | Range List Entries for Non-contiguous Address Ranges | 256 |
| 7.25 | String Offsets Table | 257 |
| 7.26 | Address Table | 258 |
| 7.27 | Range List Table | 259 |

CONTENTS

| | | |
|----------|--------------------------------------------------|------------|
| 7.28 | Value List and Location List Table | 260 |
| 7.29 | Dependencies and Constraints | 261 |
| 7.30 | Integer Representation Names | 262 |
| 7.31 | Type Signature Computation | 262 |
| 7.32 | Name Table Hash Function | 266 |
| 7.33 | Contiguous Tables | 267 |
| A | Attributes by Tag (Informative) | 268 |
| B | Debug Section Relationships (Informative) | 290 |
| B.1 | Normal DWARF Section Relationships | 290 |
| B.2 | Split DWARF Section Relationships | 291 |
| C | Encoding/Decoding (Informative) | 300 |
| D | Examples (Informative) | 304 |
| D.1 | General Description Examples | 304 |
| D.2 | Aggregate Examples | 310 |
| D.3 | Namespace Examples | 337 |
| D.4 | Member Function Examples | 341 |
| D.5 | Line Number Examples | 345 |
| D.6 | Call Frame Information Example | 349 |
| D.7 | Inlining Examples | 353 |
| D.8 | Constant Expression Example | 362 |
| D.9 | Unicode Character Example | 364 |
| D.10 | Type-Safe Enumeration Example | 365 |
| D.11 | Template Examples | 366 |
| D.12 | Template Alias Examples | 368 |
| D.13 | Implicit Pointer Examples | 371 |
| D.14 | String Type Examples | 375 |
| D.15 | Call Site Examples | 377 |
| D.16 | Macro Example | 385 |
| D.17 | Parameter Default Value Examples | 389 |
| D.18 | SIMD Lane Example | 391 |
| E | Compression (Informative) | 394 |
| E.1 | Using Compilation Units | 394 |
| E.2 | Using Type Units | 404 |
| E.3 | Summary of Compression Techniques | 417 |
| F | Split DWARF Object Files (Informative) | 420 |
| F.1 | Overview | 420 |

CONTENTS

| | | |
|----------|----------------------------------------------|------------|
| F.2 | Split DWARF Object File Example | 425 |
| F.3 | DWARF Package File Example | 438 |
| G | Section Version Numbers (Informative) | 444 |
| H | GNU Free Documentation License | 448 |
| H.1 | APPLICABILITY AND DEFINITIONS | 449 |
| H.2 | VERBATIM COPYING | 450 |
| H.3 | COPYING IN QUANTITY | 451 |
| H.4 | MODIFICATIONS | 452 |
| H.5 | COMBINING DOCUMENTS | 454 |
| H.6 | COLLECTIONS OF DOCUMENTS | 454 |
| H.7 | AGGREGATION WITH INDEPENDENT WORKS | 454 |
| H.8 | TRANSLATION | 455 |
| H.9 | TERMINATION | 455 |
| H.10 | FUTURE REVISIONS OF THIS LICENSE | 456 |
| H.11 | RELICENSING | 456 |
| | Index | 460 |

List of Figures

| | | |
|------|----------------------------------------------------------------|-----|
| 5.1 | Type modifier examples | 119 |
| 6.1 | Name Index Layout | 149 |
| 7.1 | Name Table Hash Function Definition | 267 |
| B.1 | Debug section relationships | 292 |
| B.2 | Split DWARF section relationships | 296 |
| C.1 | Algorithm to encode an unsigned integer | 300 |
| C.2 | Algorithm to encode a signed integer | 301 |
| C.3 | Algorithm to decode an unsigned LEB128 integer | 301 |
| C.4 | Algorithm to decode a signed LEB128 integer | 302 |
| D.1 | Compilation units and abbreviations table | 305 |
| D.2 | Fortran array example: source fragment | 310 |
| D.3 | Fortran array example: descriptor representation | 311 |
| D.4 | Fortran array example: DWARF description | 314 |
| D.5 | Fortran scalar coarray: source fragment | 317 |
| D.6 | Fortran scalar coarray: DWARF description | 317 |
| D.7 | Fortran array coarray: source fragment | 317 |
| D.8 | Fortran array coarray: DWARF description | 317 |
| D.9 | Fortran multidimensional coarray: source fragment | 318 |
| D.10 | Fortran multidimensional coarray: DWARF description | 318 |
| D.11 | Declaration of a Fortran 2008 assumed-rank array | 319 |
| D.12 | One of many possible layouts for an array descriptor | 319 |
| D.13 | Sample DWARF for the array descriptor in Figure D.12 | 320 |
| D.14 | How to interpret the DWARF from Figure D.13 | 321 |
| D.15 | Fortran dynamic type example: source | 322 |
| D.16 | Fortran dynamic type example: DWARF description | 323 |
| D.17 | Anonymous structure example: source fragment | 324 |
| D.18 | Anonymous structure example: DWARF description | 324 |
| D.19 | Ada example: source fragment | 325 |

LIST OF FIGURES

| | |
|--------------------------------------------------------------------------------------------|-----|
| D.20 Ada example: DWARF description | 326 |
| D.21 Packed record example: source fragment | 327 |
| D.22 Packed record example: DWARF description | 327 |
| D.23 Big-endian data bit offsets | 330 |
| D.24 Little-endian data bit offsets | 330 |
| D.25 Ada biased bit-field example: Ada source | 331 |
| D.26 Ada biased bit-field example: DWARF description | 331 |
| D.27 Pascal variant record example: source | 332 |
| D.28 Pascal variant record example: DWARF description | 333 |
| D.29 Ada variant record example: source | 334 |
| D.30 Ada variant record example: DWARF description | 335 |
| D.31 Rust enum example: source | 335 |
| D.32 Rust enum example: DWARF description | 336 |
| D.33 Namespace example #1: source fragment | 337 |
| D.34 Namespace example #1: DWARF description | 338 |
| D.35 Namespace example #2: source fragment | 340 |
| D.36 Namespace example #2: DWARF description | 340 |
| D.37 Member function example: source fragment | 341 |
| D.38 Member function example: DWARF description | 341 |
| D.39 Reference- and rvalue-reference-qualification example: source fragment | 343 |
| D.40 Reference- and rvalue-reference-qualification example: DWARF description | 344 |
| D.41 Example line number program header | 345 |
| D.42 Example line number special opcode mapping | 346 |
| D.43 Line number program example: machine code | 347 |
| D.44 Call frame information example: machine code fragments | 350 |
| D.45 Inlining examples: pseudo-source fragment | 353 |
| D.46 Inlining example #1: abstract instance | 355 |
| D.47 Inlining example #1: concrete instance | 356 |
| D.48 Inlining example #2: abstract instance | 358 |
| D.49 Inlining example #2: concrete instance | 360 |
| D.50 Inlining example #3: abstract instance | 361 |
| D.51 Inlining example #3: concrete instance | 362 |
| D.52 Constant expressions: C++ source | 362 |
| D.53 Constant expressions: DWARF description | 363 |
| D.54 Unicode character example: source | 364 |
| D.55 Unicode character example: DWARF description | 364 |
| D.56 Type-safe enumeration example: source | 365 |
| D.57 Type-safe enumeration example: DWARF description | 365 |
| D.58 C++ template example #1: source | 366 |
| D.59 C++ template example #1: DWARF description | 366 |

LIST OF FIGURES

| | |
|--------------------------------------------------------------------------|-----|
| D.60 C++ template example #2: source | 367 |
| D.61 C++ template example #2: DWARF description | 367 |
| D.62 C++ template alias example #1: source | 368 |
| D.63 C++ template alias example #1: DWARF description | 369 |
| D.64 C++ template alias example #2: source | 369 |
| D.65 C++ template alias example #2: DWARF description | 370 |
| D.66 C implicit pointer example #1: source | 371 |
| D.67 C implicit pointer example #1: DWARF description | 372 |
| D.68 C implicit pointer example #2: source | 373 |
| D.69 C implicit pointer example #2: DWARF description | 374 |
| D.70 String type example: source | 375 |
| D.71 String type example: DWARF representation | 376 |
| D.72 Call Site Example #1: Source | 377 |
| D.73 Call Site Example #1: Code | 378 |
| D.74 Call site example #1: DWARF encoding | 380 |
| D.75 Call site example #2: source | 382 |
| D.76 Call site example #2: code | 383 |
| D.77 Call site example #2: DWARF encoding | 384 |
| D.78 Macro example: source | 385 |
| D.79 Macro example: simple DWARF encoding | 386 |
| D.80 Macro example: sharable DWARF encoding | 387 |
| D.81 Default value example #1: C++ source | 389 |
| D.82 Default value example #1: DWARF encoding | 389 |
| D.83 Default value example #2: Ada source | 390 |
| D.84 Default value example #2: DWARF encoding | 390 |
| D.85 SIMD Lane Example: C OpenMP Source | 391 |
| D.86 SIMD Lane Example: Pseudo-Assembly Code | 392 |
| D.87 SIMD Lane Example: DWARF Encoding | 393 |
| | |
| E.1 Duplicate elimination example #1: C++ Source | 401 |
| E.2 Duplicate elimination example #1: DWARF section group | 401 |
| E.3 Duplicate elimination example #1: primary compilation unit | 402 |
| E.4 Duplicate elimination example #2: Fortran source | 402 |
| E.5 Duplicate elimination example #2: DWARF section group | 403 |
| E.6 Duplicate elimination example #2: primary unit | 404 |
| E.7 Duplicate elimination example #2: companion source | 404 |
| E.8 Duplicate elimination example #2: companion DWARF | 405 |
| E.9 Type signature examples: C++ source | 406 |
| E.10 Type signature computation #1: DWARF representation | 407 |
| E.11 Type signature computation #1: flattened byte stream | 408 |
| E.12 Type signature computation #2: DWARF representation | 409 |

LIST OF FIGURES

| | | |
|------|-----------------------------------------------------------------------|-----|
| E.13 | Type signature example #2: flattened byte stream | 411 |
| E.14 | Type signature example usage | 414 |
| E.15 | Type signature computation grammar | 415 |
| E.16 | Completing declaration of a member function: DWARF encoding . . . | 416 |
| | | |
| F.1 | Split object example: source fragment #1 | 425 |
| F.2 | Split object example: source fragment #2 | 426 |
| F.3 | Split object example: source fragment #3 | 427 |
| F.4 | Split object example: skeleton DWARF description | 428 |
| F.5 | Split object example: executable file DWARF excerpts | 430 |
| F.6 | Split object example: demo1.dwo excerpts | 432 |
| F.7 | Split object example: demo2.dwo DWARF .debug_info.dwo excerpts . . | 435 |
| F.8 | Split object example: demo2.dwo DWARF .debug_loclists.dwo excerpts | 437 |
| F.9 | Sections and contributions in example package file demo.dwp | 439 |
| F.10 | Example CU index section | 441 |
| F.11 | Example TU index section | 442 |

List of Tables

| | | |
|-----|-----------------------------------------------------------|-----|
| 2.1 | Tag names | 16 |
| 2.2 | Attribute names | 17 |
| 2.3 | Classes of attribute value | 23 |
| 2.4 | Accessibility codes | 52 |
| 2.5 | Visibility codes | 53 |
| 2.6 | Virtuality codes | 53 |
| 3.1 | Language names | 68 |
| 3.2 | Version Encoding Schemes | 70 |
| 3.3 | Identifier case codes | 71 |
| 3.4 | Calling convention codes for subroutines | 83 |
| 3.5 | Inline codes | 90 |
| 4.1 | Endianness attribute values | 108 |
| 5.1 | Encoding attribute values | 113 |
| 5.2 | Decimal sign attribute values | 116 |
| 5.3 | Type modifier tags | 118 |
| 5.4 | Array ordering | 121 |
| 5.5 | Calling convention codes for types | 125 |
| 5.6 | Defaulted attribute names | 131 |
| 5.7 | Discriminant descriptor values | 133 |
| 6.1 | Index attribute encodings | 158 |
| 6.3 | State machine registers | 161 |
| 6.4 | Line number program initial state | 163 |
| 7.1 | DWARF package file section identifier encodings | 207 |
| 7.2 | Unit header unit type encodings | 213 |
| 7.3 | Tag encodings | 218 |
| 7.4 | Child determination encodings | 221 |
| 7.5 | Attribute encodings | 222 |
| 7.6 | Attribute form encodings | 234 |

LIST OF TABLES

| | | |
|------|-------------------------------------------------------------------|-----|
| 7.7 | Examples of unsigned LEB128 encodings | 237 |
| 7.8 | Examples of signed LEB128 encodings | 237 |
| 7.9 | DWARF operation encodings | 238 |
| 7.10 | Location list entry encoding values | 242 |
| 7.11 | Base type encoding values | 242 |
| 7.12 | Decimal sign encodings | 244 |
| 7.13 | Endianness encodings | 244 |
| 7.14 | Accessibility encodings | 244 |
| 7.15 | Visibility encodings | 245 |
| 7.16 | Virtuality encodings | 245 |
| 7.17 | Language encodings | 246 |
| 7.18 | Identifier case encodings | 248 |
| 7.19 | Calling convention encodings | 248 |
| 7.20 | Inline encodings | 249 |
| 7.21 | Ordering encodings | 249 |
| 7.22 | Discriminant descriptor encodings | 249 |
| 7.23 | Name index attribute encodings | 250 |
| 7.24 | Defaulted attribute encodings | 250 |
| 7.25 | Line number standard opcode encodings | 251 |
| 7.26 | Line number extended opcode encodings | 252 |
| 7.27 | Line number header entry format encodings | 252 |
| 7.28 | Macro information entry type encodings | 254 |
| 7.29 | Call frame instruction encodings | 255 |
| 7.30 | Range list entry encoding values | 257 |
| 7.31 | Integer representation names | 262 |
| 7.32 | Attributes used in type signature computation | 263 |
| A.1 | Attributes by tag value | 269 |
| D.2 | Line number program example: one encoding | 348 |
| D.3 | Line number program example: alternate encoding | 348 |
| D.4 | Call frame information example: conceptual matrix | 350 |
| D.5 | Call frame information example: common information entry encoding | 351 |
| D.6 | Call frame information example: frame description entry encoding | 352 |
| F.1 | Unit attributes by unit kind | 424 |
| G.1 | Section version numbers | 445 |

LIST OF TABLES

(empty page)

Change Summary

Change Summary

Note

This change summary is included only in draft versions of this document.

| <i>Date</i> | <i>Issue Incorporated or Other Change</i> |
|-------------|--------------------------------------------------------------------------------------------------------------------------------------------------------------------------------------------------------------------|
| 2/17/2021 | <i>Begin DWARF Version 6. Update front matter.</i> |
| 3/10/2021 | <i>Remove change bars commands that were lingering from V5 (disabled in public release). Remove "New in DWARF Version 5" annotations.</i> |
| 3/11/2021 | <i>Issue 180613.1, stop using horizontal space to suppress ligatures.</i> |
| 3/14/2021 | <i>Issues 171130.1, 200505.1, 200505.2 and 200505.3, minor editorial corrections.</i> |
| 3/23/2021 | <i>Issues 200505.4 and 200505.7, editorial corrections. Issue 161206.2, add non-normative clarification re DW_OP_piece vs DW_OP_bit_piece.</i> |
| 4/14/2021 | <i>Remove 2005 from Copyright statement (was then the Free Standards Group).</i> |
| 4/25/2021 | <i>Issue 170527.1 re DW_IDX_external for external symbols.</i> |
| 5/2/2021 | <i>Start V6 column in version numbers appendix.</i> |
| 5/3/2021 | <i>Cleanup some table formatting in the L^AT_EX source.</i> |
| 5/17/2021 | <i>Issue 191025.1, DW_OP_bit_piece.</i> |
| 5/21/2021 | <i>Issue 180503.1, usage suggestions for LEB128 padding. Issue 170427.2, extending loclists.</i> |
| 6/17/2021 | <i>Issue 200427.1, missing link and related notes for Figure B.1, and Issue 200519.1, missing notes for Figure B.2. Issue 180426.2, add line number extended op DW_LNE_padding.</i> |
| 6/30/2021 | <i>180326.1, clarify consistency of DWARF 32/64 format within a CU.</i> |
| 7/12/2021 | <i>210218.1, index entry shows up in PDF.</i> |
| 8/14/2021 | <i>210628.1, clarification of relative paths in DW_AT_comp_dir. 200710.1, inconsistent description of data representation for the range list table.</i> |
| 9/28/2021 | <i>180625.1, inconsistent initial length descriptions. 181019.1, inconsistency in DW_AT_import descriptions.</i> |
| 10/9/2021 | <i>171103.1, DW_AT_call_origin should be encoded as reference class. 180426.1, Add DW_FORM_strp_sup to forms allowed in .debug_line vendor-defined ['producer-defined' per 231110.2] content descriptions.</i> |
| 10/30/2021 | <i>200505.4, Augmentation string is null-terminated. See 3/23/2021. 200505.7, Declarations with reduced scope. See 3/23/2021 and 5/7/2022.</i> |
| 11/21/2021 | <i>200709.1, DW_AT_rnglists_base in DW_TAG_skeleton_unit 181205.1, Clarify DW_OP_piece documentation for parts of values that are optimized out.</i> |

Change Summary

| <i>Date</i> | <i>Issue Incorporated or Other Change</i> |
|-------------------------|-----------------------------------------------------------------------------------------------------------------------------------------------------------------------------------------------------------------------------|
| 1/14/2022 | 200602.1, <i>.debug_macro.dwo</i> refers to <i>.debug_line.dwo</i> ? Also, tweak some member names and affiliations in the Foreword. |
| 1/20/2022 | 210314.1, Eliminate all indefinite antecedents. |
| 3/12/2022 | 210113.1, Allow zero-length entries in <i>.debug_aranges</i> . 200609.1, Reserve an address for "not present". |
| 3/26/2022 | 201007.1, Wide registers in location description expressions. 210310.1, Clarify <i>DW_AT_rnglists_base</i> and <i>DW_FORM_rnglistx</i> in split DWARF. 210429.1, Clarify description of line number extended opcodes. |
| 4/16/2022 | 180517.1, Variant parts without a discriminant. 210622.1, Typo in <i>.debug_rnglists</i> section header description. |
| 5/7/2022 | 210208.2, Standardize <i>DW_AT_GNU_numerator</i> and <i>DW_AT_GNU_denominator</i> . 200505.4, Augmentation string. Reverses 10/30/2021. |
| 5/30/2022 | 211101.1, Allow 64-bit string offsets in DWARF-32. |
| 6/15/2022 | 210419.1, Split <i>DW_AT_language</i> into <i>DW_AT_language_name</i> and <i>DW_AT_language_version</i> . |
| 7/5/2022 | 190809.1, Add <i>DW_AT_bias</i> . |
| 7/17/2022 | 180201.1, Source text embedding. |
| 8/6/2022 | 210713.1, Fix "file 0". |
| 8/7/2022 | 211108.2, Allow non-uniform record formats in the file name table. |
| 8/8/2022 | 211022.1, Empty range list entry. 181003.1, Forbid <i>DW_OP_call_ref</i> and <i>DW_FORM_addr_ref</i> in a <i>.dwo</i> file. |
| 8/14/2022 | 220427.1, Deprecate the <i>DW_AT_segment</i> attribute. |
| 9/4/2022 | 181223.1, Add Microsoft SourceLink support. 211108.2, Rework example in D.5 to illustrate <i>DW_LNCT_source</i> and <i>DW_LNCT_URL</i> . Review and adjust pagination. |
| 10/12/2022 | 211108.2, Further rework of the example in D.5. |
| 10/22/2022 | 211102.1, No <i>DW_FORM_strp</i> in <i>.dwo</i> files. 141117.1, Arbitrary expressions as formal parameter default values. |
| 11/7/2022 | 220212.1, Disambiguate "ending address offset in location and range lists. |
| 11/8/2022 | 211004.1, Replace <i>DW_MACRO_define/undefine_sup</i> with sized versions. |
| 11/14/2022 | 220708.1, Remove edge (fo) from Figure B.2. 220711.1, Name Table index attribute. 220711.2, Name Table Figure 6.1. |
| 11/14/2022 | 211103.1, Call site entries for optimized out functions. |
| 11/30/2022 | Incorporate minor review tweaks. |
| 12/10/2022 <i>et al</i> | Additional minor review tweaks. |
| 1/29/2023 | 210218.2, Generalize complex number support. 220708.2, <i>.debug_c,tu_index</i> missing/incomplete DWARF64 support. |

Change Summary

| <i>Date</i> | <i>Issue Incorporated or Other Change</i> |
|-------------|--------------------------------------------------------------------------------------------------------------------------------------------------------------------------------------------------------------------------------------------------------------------------------------------------------------------------------------------------------------------------------------------------------------|
| 4/3/2023 | 221031.1, Future-proof text from 211102.1. 220802.1, Introduce DW_FORM_addr_offset paired form. 170427.3, Extending loclists with common sublists. 220713.1, Name Table Figure 6.1. Update committee members list and roles. |
| 6/15/2023 | 211108.1, Add DW_AT_artificial for DW_TAG_typedef. |
| 6/27/2023 | 220824.1, Use uniform encoding of DWARF expressions in CFI instructions. 180123.1, Layout of discriminant entries in variant parts. 181026.3, Don't forbid extensions to the dwp file. 221118.1, Name Table 6.1.1.4.8. |
| 7/10/2023 | 221114.1, DW_FORM_implicit_const and DW_FORM_indirect. 230223.1, Tidy up location description descriptions. 230414.1, Eliminate last use of "location expression". |
| 8/6/2023 | 221203.1, Remove suggestion that DW_FORM_sec_offset may not be used for lists in split units. |
| 10/24/2023 | 230103.1, Clarify that DW_CFA_remember_state includes the current CFA. 230120.1, DW_OP_call_ref & DW_OP_implicit_pointer correction. 230616.1, New form classes for values vs. location descriptions. 210514.1, Add GPU shading and kernel languages. 210115.1, DW_lang_code for the Netwide Assembler (NASM). 230203.1, C# language ID. 230502.1, New language name Mojo. |
| 11/14/2023 | 230808.1, DW_OP_entry_value description. 230413.1, Tensor types. |
| 12/3/2023 | 230329.1, Tables which have a unit_length header field must be contiguous. 230529.1, Bit-precise integer types. |
| 1/15/2024 | 231230.1, New language code for Ruby. 231013.1, Tombstoning TU entries in .debug_names. 230324.1, Expression operation vendor ['producer' per 231110.2] extensibility opcode. |
| 2/18/2024 | 230412.1, Ambiguity in static and dynamic values of attributes. |
| 3/7/2024 | 230324.2, Expression operation standard extensibility opcode. |
| 4/24/2024 | 230120.4, Add the HIP programming language. 240202.1, New language name for Move. 240213.1, New language code for Hylo. 240422.1, Add version scheme for Swift language. 230120.4, Add the HIP Programming Language. 240423.1, Duplicate DW_AT_LNAME 1d. 240424.1, Add versioning scheme for Fortran. 240424.2, C standard release dates for DW_AT_language_version, clarify semantics. |

Change Summary

| <i>Date</i> | <i>Issue Incorporated or Other Change</i> |
|-------------|-----------------------------------------------------------------------------------------------------------------------------------------------------------------------------------------------------------------------|
| | 240429.0, Remove all "incomplete support" related indications from Table 3.1 Language Names. |
| 5/13/2024 | 240115.1, Add vallist class for list of DWARF expressions returning values. 221203.1, Remove suggestion that DW_FORM_sec_offset may not be used for lists in split units. |
| 6/14/2024 | 211206.1, Add lane support for SIMD/SIMT machines. 240118.1, Allow padding in all tables. |
| 7/5/2024 | 231110.2, Change 'vendor' to 'producer' for DWARF extensions. |
| 7/9/2024 | 240320.2, Clarify description of line table compression. 240616.1, Add language codes for C++23 (no change in this document). 240627.1, Add language codes for Odin. |
| 7/15/2024 | Improve indexing of line number state register names. |
| 9/30/2024 | 240725.1, Add language code for P4. |
| 10/6/2024 | 240320.1, Add local and indirect strings to name index. Completion of edits to Figure B.2 is pending. |
| 11/1/2024 | Apply trailing whitespace patch from GPU Group. |
| 11/9/2024 | 220724.1, Remove .debug_aranges and require unit-level ranges/high/low. |
| 11/17/2024 | 240320.1, Complete work on Figure B.2. |
| 11/29/2024 | 241111.1, Language ID for Metal. 241120.1, New DWARF5 language code for C23. [N/A to V6.] 241121.1, Default lower bound for Fortran18. [N/A to V6.] 241121.2, New Language code for Fortran 23. [N/A to V6.] |
| 1/6/2025 | 241209.1, Policy for DWARF6 language codes in DWARF5 producers. [Visible in DRAFT document only.] |
| 1/7/2025 | 241231.1, Example in Appendix D Refers to Ada Example in Error. 241231.2, Erroneous use of class rnglistsptr. 250101.1, Initial length. 241011.1, Expression evaluation context. |

LIST OF TABLES

(empty page)

Chapter 1

Introduction

This document defines a format for describing programs to facilitate user source level debugging. This description can be generated by compilers, assemblers and linkage editors. It can be used by debuggers and other tools. The debugging information format does not favor the design of any compiler or debugger. Instead, the goal is to create a method of communicating an accurate picture of the source program to any debugger in a form that is extensible to different languages while retaining compatibility. ■

The design of the debugging information format is open-ended, allowing for the addition of new debugging information to accommodate new languages or debugger capabilities while remaining compatible with other languages or different debuggers.

1.1 Purpose and Scope

The debugging information format described in this document is designed to meet the symbolic, source-level debugging needs of different languages in a unified fashion by requiring language independent debugging information whenever possible. Aspects of individual languages, such as C++ virtual functions or Fortran common blocks, are accommodated by creating attributes that are used only for those languages. This document is believed to cover most debugging information needs of Ada, C, C++, COBOL, and Fortran; it also covers the basic needs of various other languages.

This document describes DWARF Version 5, the fifth generation of debugging information based on the DWARF format. DWARF Version 5 extends DWARF Version 4 in a compatible manner.

Chapter 1. Introduction

1 The intended audience for this document is the developers of both producers
2 and consumers of debugging information, typically compilers, debuggers and
3 other tools that need to interpret a binary program in terms of its original source.

4 **1.2 Overview**

5 There are two major pieces to the description of the DWARF format in this
6 document. The first piece is the informational content of the debugging entries.
7 The second piece is the way the debugging information is encoded and
8 represented in an object file.

9 The informational content is described in Chapters 2 through 6. Chapter 2
10 describes the overall structure of the information and attributes that are common
11 to many or all of the different debugging information entries. Chapters 3, 4 and 5
12 describe the specific debugging information entries and how they communicate
13 the necessary information about the source program to a debugger. Chapter 6
14 describes debugging information contained outside of the debugging
15 information entries. The encoding of the DWARF information is presented in
16 Chapter 7.

17 This organization closely follows that used in the DWARF Version 4 document.
18 Except where needed to incorporate new material or to correct errors, the
19 DWARF Version 4 text is generally reused in this document with little or no
20 modification.

21 In the following sections, text in normal font describes required aspects of the
22 DWARF format. Text in *italics* is explanatory or supplementary material, and not
23 part of the format definition itself. The several appendices consist only of
24 explanatory or supplementary material, and are not part of the formal definition.

25 **1.3 Objectives and Rationale**

26 DWARF has had a set of objectives since its inception which have guided the
27 design and evolution of the debugging format. A discussion of these objectives
28 and the rationale behind them may help with an understanding of the DWARF
29 Debugging Format.

30 Although DWARF Version 1 was developed in the late 1980's as a format to
31 support debugging C programs written for AT&T hardware running SVR4,
32 DWARF Version 2 and later has evolved far beyond this origin. One difference
33 between DWARF and other formats is that the latter are often specific to a
34 particular language, architecture, and/or operating system.

1.3.1 Language Independence

DWARF is applicable to a broad range of existing procedural languages and is designed to be extensible to future languages. These languages may be considered to be "C-like" but the characteristics of C are not incorporated into DWARF Version 2 and later, unlike DWARF Version 1 and other debugging formats. DWARF abstracts concepts as much as possible so that the description can be used to describe a program in any language. As an example, the DWARF descriptions used to describe C functions, Pascal subroutines, and Fortran subprograms are all the same, with different attributes used to specify the differences between these similar programming language features.

On occasion, there is a feature which is specific to one particular language and which doesn't appear to have more general application. For these, DWARF has a description designed to meet the language requirements, although, to the extent possible, an effort is made to generalize the attribute. An example of this is the DW_TAG_condition debugging information entry, used to describe COBOL level 88 conditions, which is described in abstract terms rather than COBOL-specific terms. Conceivably, this TAG might be used with a different language which had similar functionality.

1.3.2 Architecture Independence

DWARF can be used with a wide range of processor architectures, whether byte or word oriented, with any word or byte size. DWARF can be used with Von Neumann architectures, using a single address space for both code and data; Harvard architectures, with separate code and data address spaces; and potentially for other architectures such as DSPs with their idiosyncratic memory organizations. DWARF can be used with common register-oriented architectures or with stack architectures.

DWARF assumes that memory has individual units (words or bytes) which have unique addresses which are ordered. (Identifying aliases is an implementation issue.)

1.3.3 Operating System Independence

DWARF is widely associated with SVR4 Unix and similar operating systems like BSD and Linux. DWARF fits well with the section organization of the ELF object file format. Nonetheless, DWARF attempts to be independent of either the OS or the object file format. There have been implementations of DWARF debugging data in COFF, Mach-O and other object file formats.

Chapter 1. Introduction

1 DWARF assumes that any object file format will be able to distinguish the
2 various DWARF data sections in some fashion, preferably by name.

3 DWARF makes a few assumptions about functionality provided by the
4 underlying operating system. DWARF data sections can be read sequentially and
5 independently. Each DWARF data section is a sequence of 8-bit bytes, numbered
6 starting with zero. The presence of offsets from one DWARF data section into
7 other data sections does not imply that the underlying OS must be able to
8 position files randomly; a data section could be read sequentially and indexed
9 using the offset.

10 **1.3.4 Compact Data Representation**

11 The DWARF description is designed to be a compact file-oriented representation.

12 There are several encodings which achieve this goal, such as the TAG and
13 attribute abbreviations or the line number encoding. References from one section
14 to another, especially to refer to strings, allow these sections to be compacted to
15 eliminate duplicate data.

16 There are multiple schemes for eliminating duplicate data or reducing the size of
17 the DWARF debug data associated with a given file. These include COMDAT,
18 used to eliminate duplicate function or data definitions, the split DWARF object
19 files which allow a consumer to find DWARF data in files other than the
20 executable, or the type units, which allow similar type definitions from multiple
21 compilations to be combined.

22 In most cases, it is anticipated that DWARF debug data will be read by a
23 consumer (usually a debugger) and converted into a more efficiently accessed
24 internal representation. For the most part, the DWARF data in a section is not the
25 same as this internal representation.

26 **1.3.5 Efficient Processing**

27 DWARF is designed to be processed efficiently, so that a producer (a compiler)
28 can generate the debug descriptions incrementally and a consumer can read only
29 the descriptions which it needs at a given time. The data formats are designed to
30 be efficiently interpreted by a consumer.

31 As mentioned, there is a tension between this objective and the preceding one. A
32 DWARF data representation which resembles an internal data representation
33 may lead to faster processing, but at the expense of larger data files. This may
34 also constrain the possible implementations.

1.3.6 Implementation Independence

DWARF attempts to allow developers the greatest flexibility in designing implementations, without mandating any particular design decisions. Issues which can be described as quality-of-implementation are avoided.

1.3.7 Explicit Rather Than Implicit Description

DWARF describes the source to object translation explicitly rather than using common practice or convention as an implicit understanding between producer and consumer. For example, where other debugging formats assume that a debugger knows how to virtually unwind the stack, moving from one stack frame to the next using implicit knowledge about the architecture or operating system, DWARF makes this explicit in the Call Frame Information description.

1.3.8 Avoid Duplication of Information

DWARF has a goal of describing characteristics of a program once, rather than repeating the same information multiple times. The string sections can be compacted to eliminate duplicate strings, for example. Other compaction schemes or references between sections support this. Whether a particular implementation is effective at eliminating duplicate data, or even attempts to, is a quality-of-implementation issue.

1.3.9 Leverage Other Standards

Where another standard exists which describes how to interpret aspects of a program, DWARF defers to that standard rather than attempting to duplicate the description. For example, C++ has specific rules for deciding which function to call depending name, scope, argument types, and other factors. DWARF describes the functions and arguments, but doesn't attempt to describe how one would be selected by a consumer performing any particular operation.

1.3.10 Limited Dependence on Tools

DWARF data is designed so that it can be processed by commonly available assemblers, linkers, and other support programs, without requiring additional functionality specifically to support DWARF data. This may require the implementer to be careful that they do not generate DWARF data which cannot be processed by these programs. Conversely, an assembler which can generate LEB128 (Little-Endian Base 128) values may allow the compiler to generate more

1 compact descriptions, and a linker which understands the format of string
2 sections can merge these sections. Whether or not an implementation includes
3 these functions is a quality-of-implementation issue, not mandated by the
4 DWARF specification.

5 **1.3.11 Separate Description From Implementation**

6 DWARF intends to describe the translation of a program from source to object,
7 while neither mandating any particular design nor making any other design
8 difficult. For example, DWARF describes how the arguments and local variables
9 in a function are to be described, but doesn't specify how this data is collected or
10 organized by a producer. Where a particular DWARF feature anticipates that it
11 will be implemented in a certain fashion, informative text will suggest but not
12 require this design.

13 **1.3.12 Permissive Rather Than Prescriptive**

14 The DWARF Standard specifies the meaning of DWARF descriptions. It does not
15 specify in detail what a particular producer must generate for any source to
16 object conversion. One producer may generate a more complete description than
17 another, it may describe features in a different order (unless the standard
18 explicitly requires a particular order), or it may use different abbreviations or
19 compression methods. Similarly, DWARF does not specify exactly what a
20 particular consumer should do with each part of the description, although we
21 believe that the potential uses for each description should be evident.

22 DWARF is permissive, allowing different producers to generate different
23 descriptions for the same source to object conversion, and permitting different
24 consumers to provide more or less functionality or information to the user. This
25 may result in debugging information being larger or smaller, compilers or
26 debuggers which are faster or slower, and more or less functional. These are
27 described as differences in quality-of-implementation.

28 Each producer conforming to the DWARF standard must follow the format and
29 meaning as specified in the standard. As long as the DWARF description
30 generated follows this specification, the producer is generating valid DWARF.
31 For example, DWARF allows a producer to identify the end of a function
32 prologue in the Line Information so that a debugger can stop at this location. A
33 producer which does this is generating valid DWARF, as is another which
34 doesn't. As another example, one producer may generate descriptions for
35 variables which are moved from memory to a register in a certain range, while
36 another may only describe the variable's location in memory. Both are valid

Chapter 1. Introduction

1 DWARF descriptions, while a consumer using the former would be able to
2 provide more accurate values for the variable while executing in that range than
3 a consumer using the latter.

4 In this document, where the word “may” is used, the producer has the option to
5 follow the description or not. Where the text says “may not”, this is prohibited.
6 Where the text says “should”, this is advice about best practice, but is not a
7 requirement.

8 **1.3.13 Extensibility**

9 This document does not attempt to cover all interesting languages or even to
10 cover all of the possible debugging information needs for its primary target
11 languages. Therefore, the document provides producers and tool developers a
12 way to define their own debugging information tags, attributes, base type
13 encodings, location operations, language names, calling conventions and call
14 frame instructions by reserving a subset of the valid values for these constructs
15 for additions and for defining related naming conventions. Producers may also
16 use debugging information entries and attributes defined here in new situations.
17 Future versions of this document will not use names or values reserved for
18 producer-specific additions. All names and values not reserved for producer
19 additions, however, are reserved for future versions of this document.

20 Where this specification provides a means for describing the source language,
21 implementors are expected to adhere to that specification. For language features
22 that are not supported, implementors may use existing attributes in novel ways
23 or add producer-defined attributes. Implementors who make extensions are
24 strongly encouraged to design them to be compatible with this specification in
25 the absence of those extensions.

1 The DWARF format is organized so that a consumer can skip over data which it
2 does not recognize. This may allow a consumer to read and process files
3 generated according to a later version of this standard or which contain producer
4 extensions, albeit possibly in a degraded manner.

5 **1.4 Changes from Version 5 to Version 6**

6 To be written...

7 **1.5 Changes from Version 4 to Version 5**

8 The following is a list of the major changes made to the DWARF Debugging
9 Information Format since Version 4 was published. The list is not meant to be
10 exhaustive.

- 11 • Eliminate the `.debug_types` section introduced in DWARF Version 4 and
12 move its contents into the `.debug_info` section.
- 13 • Add support for collecting common DWARF information (debugging
14 information entries and macro definitions) across multiple executable and
15 shared files and keeping it in a single supplementary object file.
- 16 • Replace the line number program header format with a new format that
17 provides the ability to use an MD5 hash to validate the source file version
18 in use, allows pooling of directory and file name strings and makes
19 provision for producer-defined extensions. Also add a string section
20 specific to the line number table (`.debug_line_str`) to properly support the
21 common practice of stripping all DWARF sections except for line number
22 information.
- 23 • Add a split object file and package representations to allow most DWARF
24 information to be kept separate from an executable or shared image. This
25 includes new sections `.debug_addr`, `.debug_str_offsets`,
26 `.debug_abbrev.dwo`, `.debug_info.dwo`, `.debug_line.dwo`,
27 `.debug_loclists.dwo`, `.debug_macro.dwo`, `.debug_str.dwo`,
28 `.debug_str_offsets.dwo`, `.debug_cu_index` and `.debug_tu_index` together
29 with new forms of attribute value for referencing these sections. This
30 enhances DWARF support by reducing executable program size and by
31 improving link times.
- 32 • Replace the `.debug_macinfo` macro information representation with with a
33 `.debug_macro` representation that can potentially be much more compact.

Chapter 1. Introduction

- 1 • Replace the `.debug_pubnames` and `.debug_pubtypes` sections with a single
2 and more functional name index section, `.debug_names`.
- 3 • Replace the location list and range list sections (`.debug_loc` and
4 `.debug_ranges`, respectively) with new sections (`.debug_loclists` and
5 `.debug_rnglists`) and new representations that save space and processing
6 time by eliminating most related object file relocations.
- 7 • Add a new debugging information entry (`DW_TAG_call_site`), related
8 attributes and DWARF expression operators to describe call site
9 information, including identification of tail calls and tail recursion.
- 10 • Add improved support for FORTRAN assumed rank arrays
11 (`DW_TAG_generic_subrange`), dynamic rank arrays (`DW_AT_rank`) and
12 co-arrays (`DW_TAG_coarray_type`).
- 13 • Add new operations that allow support for a DWARF expression stack
14 containing typed values.
- 15 • Add improved support for the C++: auto return type, deleted member
16 functions (`DW_AT_deleted`), as well as defaulted constructors and
17 destructors (`DW_AT_defaulted`).
- 18 • Add a new attribute (`DW_AT_noreturn`), to identify a subprogram that
19 does not return to its caller.
- 20 • Add language codes for C 2011, C++ 2003, C++ 2011, C++ 2014, Dylan,
21 Fortran 2003, Fortran 2008, Go, Haskell, Julia, Modula 3, Ocaml, OpenCL
22 C¹, Rust and Swift.
- 23 • Numerous other more minor additions to improve functionality and
24 performance.

25 DWARF Version 5 is compatible with DWARF Version 4 except as follows:

- 26 • The compilation unit header (in the `.debug_info` section) has a new
27 `unit_type` field. In addition, the `debug_abbrev_offset` and `address_size`
28 fields are reordered.
- 29 • New operand forms for attribute values are defined (`DW_FORM_addrx`,
30 `DW_FORM_addrx1`, `DW_FORM_addrx2`, `DW_FORM_addrx3`,
31 `DW_FORM_addrx4`, `DW_FORM_data16`, `DW_FORM_implicit_const`,
32 `DW_FORM_line_strp`, `DW_FORM_loclistx`, `DW_FORM_rnglistx`,
33 `DW_FORM_ref_sup4`, `DW_FORM_ref_sup8`, `DW_FORM_strp_sup`,

¹called simply OpenCL in DWARF Version 5

Chapter 1. Introduction

1 DW_FORM_strx, DW_FORM_strx1, DW_FORM_strx2, DW_FORM_strx3
2 and DW_FORM_strx4.

3 *Because a pre-DWARF Version 5 consumer will not be able to interpret these even*
4 *to ignore and skip over them, new forms must be considered incompatible additions.*

- 5 • The line number table header is substantially revised.
- 6 • The `.debug_loc` and `.debug_ranges` sections are replaced by new
7 `.debug_loclists` and `.debug_rnglists` sections, respectively. These new
8 sections have a new (and more efficient) list structure. Attributes that
9 reference the predecessor sections must be interpreted differently to access
10 the new sections. The new sections encode the same information as their
11 predecessors, except that a new default location list entry is added.
- 12 • In a string type, the `DW_AT_byte_size` attribute is re-defined to always
13 describe the size of the string type. (Previously `DW_AT_byte_size`
14 described the size of the optional string length data field if the
15 `DW_AT_string_length` attribute was also present.) In addition, the
16 `DW_AT_string_length` attribute may now refer directly to an object that
17 contains the length value.

18 While not strictly an incompatibility, the macro information representation is
19 completely new; further, producers and consumers may optionally continue to
20 support the older representation. While the two representations cannot both be
21 used in the same compilation unit, they can co-exist in executable or shared
22 images.

23 Similar comments apply to replacement of the `.debug_pubnames` and
24 `.debug_pubtypes` sections with the new `.debug_names` section.

25 1.6 Changes from Version 3 to Version 4

26 The following is a list of the major changes made to the DWARF Debugging
27 Information Format since Version 3 was published. The list is not meant to be
28 exhaustive.

- 29 • Reformulate Section 2.6 (Location Descriptions) to better distinguish
30 DWARF location descriptions, which compute the location where a value is
31 found (such as an address in memory or a register name) from DWARF
32 expressions, which compute a final value (such as an array bound).
- 33 • Add support for bundled instructions on machine architectures where
34 instructions do not occupy a whole number of bytes.

Chapter 1. Introduction

- 1 • Add a new attribute form for section offsets, `DW_FORM_sec_offset`, to
2 replace the use of `DW_FORM_data4` and `DW_FORM_data8` for section
3 offsets.
- 4 • Add an attribute, `DW_AT_main_subprogram`, to identify the main
5 subprogram of a program.
- 6 • Define default array lower bound values for each supported language.
- 7 • Add a new technique using separate type units, type signatures and
8 COMDAT sections to improve compression and duplicate elimination of
9 DWARF information.
- 10 • Add support for new C++ language constructs, including rvalue references,
11 generalized constant expressions, Unicode character types and template
12 aliases.
- 13 • Clarify and generalize support for packed arrays and structures.
- 14 • Add new line number table support to facilitate profile based compiler
15 optimization.
- 16 • Add additional support for template parameters in instantiations.
- 17 • Add support for strongly typed enumerations in languages (such as C++)
18 that have two kinds of enumeration declarations.
- 19 • Add the option for the `DW_AT_high_pc` value of a program unit or scope
20 to be specified as a constant offset relative to the corresponding
21 `DW_AT_low_pc` value.

22 DWARF Version 4 is compatible with DWARF Version 3 except as follows:

- 23 • DWARF attributes that use any of the new forms of attribute value
24 representation (for section offsets, flag compression, type signature
25 references, and so on) cannot be read by DWARF Version 3 consumers
26 because the consumer will not know how to skip over the unexpected form
27 of data.
- 28 • DWARF frame and line number table sections include additional fields that
29 affect the location and interpretation of other data in the section.

30 1.7 Changes from Version 2 to Version 3

31 The following is a list of the major differences between Version 2 and Version 3 of
32 the DWARF Debugging Information Format. The list is not meant to be
33 exhaustive.

Chapter 1. Introduction

- 1 • Make provision for DWARF information files that are larger than 4 GBytes.
- 2 • Allow attributes to refer to debugging information entries in other shared
- 3 libraries.
- 4 • Add support for Fortran 90 modules as well as allocatable array and
- 5 pointer types.
- 6 • Add additional base types for C (as revised for 1999).
- 7 • Add support for Java and COBOL.
- 8 • Add namespace support for C++.
- 9 • Add an optional section for global type names (similar to the global section
- 10 for objects and functions).
- 11 • Adopt UTF-8 as the preferred representation of program name strings.
- 12 • Add improved support for optimized code (discontiguous scopes, end of
- 13 prologue determination, multiple section code generation).
- 14 • Improve the ability to eliminate duplicate DWARF information during
- 15 linking.

16 DWARF Version 3 is compatible with DWARF Version 2 except as follows:

- 17 • Certain very large values of the initial length fields that begin DWARF
- 18 sections as well as certain structures are reserved to act as escape codes for
- 19 future extension; one such extension is defined to increase the possible size
- 20 of DWARF descriptions (see [Section 7.4 on page 209](#)).
- 21 • References that use the attribute form DW_FORM_ref_addr are specified to
- 22 be four bytes in the DWARF 32-bit format and eight bytes in the DWARF
- 23 64-bit format, while DWARF Version 2 specifies that such references have
- 24 the same size as an address on the target system (see [Sections 7.4 on](#)
- 25 [page 209](#) and [7.5.4 on page 222](#)).
- 26 • The return_address_register field in a Common Information Entry record
- 27 for call frame information is changed to unsigned LEB representation (see
- 28 [Section 6.4.1 on page 184](#)).

29 **1.8 Changes from Version 1 to Version 2**

30 DWARF Version 2 describes the second generation of debugging information
31 based on the DWARF format. While DWARF Version 2 provides new debugging
32 information not available in Version 1, the primary focus of the changes for

Chapter 1. Introduction

1 Version 2 is the representation of the information, rather than the information
2 content itself. The basic structure of the Version 2 format remains as in Version 1:
3 the debugging information is represented as a series of debugging information
4 entries, each containing one or more attributes (name/value pairs). The Version 2
5 representation, however, is much more compact than the Version 1
6 representation. In some cases, this greater density has been achieved at the
7 expense of additional complexity or greater difficulty in producing and
8 processing the DWARF information. The definers believe that the reduction in
9 I/O and in memory paging should more than make up for any increase in
10 processing time.

11 The representation of information changed from Version 1 to Version 2, so that
12 Version 2 DWARF information is not binary compatible with Version 1
13 information. To make it easier for consumers to support both Version 1 and
14 Version 2 DWARF information, the Version 2 information has been moved to a
15 different object file section, `.debug_info`.

16 *A summary of the major changes made in DWARF Version 2 compared to the DWARF*
17 *Version 1 may be found in the DWARF Version 2 document.*

Chapter 1. Introduction

(empty page)

Chapter 2

General Description

2.1 The Debugging Information Entry (DIE)

DWARF uses a series of debugging information entries (DIEs) to define a low-level representation of a source program. Each debugging information entry consists of an identifying tag and a series of attributes. An entry, or group of entries together, provide a description of a corresponding entity in the source program. The tag specifies the class to which an entry belongs and the attributes define the specific characteristics of the entry.

The set of tag names is listed in [Table 2.1 on the following page](#). The debugging information entries they identify are described in Chapters 3, 4 and 5.

The debugging information entry descriptions in Chapters 3, 4 and 5 generally include mention of most, but not necessarily all, of the attributes that are normally or possibly used with the entry. Some attributes, whose applicability tends to be pervasive and invariant across many kinds of debugging information entries, are described in this section and not necessarily mentioned in all contexts where they may be appropriate. Examples include [DW_AT_artificial](#), the [declaration coordinates](#), and [DW_AT_description](#), among others.

The debugging information entries are contained in the `.debug_info` and/or `.debug_info.dwo` sections of an object file.

Optionally, debugging information may be partitioned such that the majority of the debugging information can remain in individual object files without being processed by the linker. See [Section 7.3.2 on page 200](#) and [Appendix F on page 420](#) for details.

Chapter 2. General Description

Table 2.1: Tag names

| | |
|-----------------------------|---------------------------------|
| DW_TAG_access_declaration | DW_TAG_module |
| DW_TAG_array_type | DW_TAG_namelist |
| DW_TAG_atomic_type | DW_TAG_namelist_item |
| DW_TAG_base_type | DW_TAG_namespace |
| DW_TAG_call_site | DW_TAG_packed_type |
| DW_TAG_call_site_parameter | DW_TAG_partial_unit |
| DW_TAG_catch_block | DW_TAG_pointer_type |
| DW_TAG_class_type | DW_TAG_ptr_to_member_type |
| DW_TAG_coarray_type | DW_TAG_reference_type |
| DW_TAG_common_block | DW_TAG_restrict_type |
| DW_TAG_common_inclusion | DW_TAG_rvalue_reference_type |
| DW_TAG_compile_unit | DW_TAG_set_type |
| DW_TAG_condition | DW_TAG_shared_type |
| DW_TAG_const_type | DW_TAG_skeleton_unit |
| DW_TAG_constant | DW_TAG_string_type |
| DW_TAG_dwarf_procedure | DW_TAG_structure_type |
| DW_TAG_dynamic_type | DW_TAG_subprogram |
| DW_TAG_entry_point | DW_TAG_subrange_type |
| DW_TAG_enumeration_type | DW_TAG_subroutine_type |
| DW_TAG_enumerator | DW_TAG_template_alias |
| DW_TAG_file_type | DW_TAG_template_type_parameter |
| DW_TAG_formal_parameter | DW_TAG_template_value_parameter |
| DW_TAG_friend | DW_TAG_thrown_type |
| DW_TAG_generic_subrange | DW_TAG_try_block |
| DW_TAG_immutable_type | DW_TAG_typedef |
| DW_TAG_imported_declaration | DW_TAG_type_unit |
| DW_TAG_imported_module | DW_TAG_union_type |
| DW_TAG_imported_unit | DW_TAG_unspecified_parameters |
| DW_TAG_inheritance | DW_TAG_unspecified_type |
| DW_TAG_inlined_subroutine | DW_TAG_variable |
| DW_TAG_interface_type | DW_TAG_variant |
| DW_TAG_label | DW_TAG_variant_part |
| DW_TAG_lexical_block | DW_TAG_volatile_type |
| DW_TAG_member | DW_TAG_with_stmt |

1 As a further option, debugging information entries and other debugging
 2 information that are the same in multiple executable or shared object files may be
 3 found in a separate supplementary object file that contains supplementary debug
 4 sections. See Section [7.3.6 on page 208](#) for further details.

5 2.2 Attribute Types

6 Each attribute value is characterized by an attribute name. No more than one
 7 attribute with a given name may appear in any debugging information entry.
 8 There are no limitations on the ordering of attributes within a debugging
 9 information entry.

10 The attributes are listed in Table [2.2](#) following.

Table 2.2: Attribute names

| Attribute* | Usage |
|---------------------------------------|------------------------------------------------------------------------------------------------------------------------------------------------------------------------------------|
| DW_AT_abstract_origin | Inline instances of inline subprograms Out-of-line instances of inline subprograms |
| DW_AT_accessibility | Access declaration (C++, Ada) Accessibility of base or inherited class (C++) Accessibility of data member or member function |
| DW_AT_address_class | Pointer or reference types Subroutine or subroutine type |
| DW_AT_addr_base | Base offset for address table |
| DW_AT_alignment | Non-default alignment of type, subprogram or variable |
| DW_AT_allocated | Allocation status of types |
| DW_AT_artificial | Objects or types that are not actually declared in the source |
| DW_AT_associated | Association status of types |
| DW_AT_base_types | Primitive data types of compilation unit |
| DW_AT_bias | Integer bias added to an encoded value |
| DW_AT_binary_scale | Binary scale factor for fixed-point type |

Continued on next page

*Links for attributes come to the left column of this table; links in the right column "fan-out" to one or more descriptions.

Chapter 2. General Description

| Attribute* | Identifies or Specifies |
|---------------------------------------------|--------------------------------------------------------------------------------------------------------------|
| DW_AT_bit_size | Size of a base type in bits |
| | Size of a data member in bits |
| DW_AT_bit_stride | Array element stride (of array type) |
| | Subrange stride (dimension of array type) |
| | Enumeration stride (dimension of array type) |
| DW_AT_byte_size | Size of a data object or data type in bytes |
| DW_AT_byte_stride | Array element stride (of array type) |
| | Subrange stride (dimension of array type) |
| | Enumeration stride (dimension of array type) |
| DW_AT_call_all_calls | All tail and normal calls in a subprogram are described by call site entries |
| DW_AT_call_all_source_calls | All tail, normal and inlined calls in a subprogram are described by call site and inlined subprogram entries |
| DW_AT_call_all_tail_calls | All tail calls in a subprogram are described by call site entries |
| DW_AT_call_column | Column position of inlined subroutine call Column position of call site of non-inlined call |
| DW_AT_call_data_location | Address of the value pointed to by an argument passed in a call |
| DW_AT_call_data_value | Value pointed to by an argument passed in a call |
| DW_AT_call_file | File containing inlined subroutine call File containing call site of non-inlined call |
| DW_AT_call_line | Line number of inlined subroutine call Line containing call site of non-inlined call |
| DW_AT_call_origin | Subprogram called in a call |
| DW_AT_call_parameter | Parameter entry in a call |
| DW_AT_call_pc | Address of the call instruction in a call |
| DW_AT_call_return_pc | Return address from a call |
| DW_AT_call_tail_call | Call is a tail call |

Continued on next page

*Links for attributes come to the left column of this table; links in the right column "fan-out" to one or more descriptions.

Chapter 2. General Description

| Attribute* | Identifies or Specifies |
|---------------------------------------------|--------------------------------------------------------------------------|
| DW_AT_call_target | Address of called routine in a call |
| DW_AT_call_target_clobbered | Address of called routine, which may be clobbered, in a call |
| DW_AT_call_value | Argument value passed in a call |
| DW_AT_calling_convention | Calling convention for subprograms Calling convention for types |
| DW_AT_common_reference | Common block usage |
| DW_AT_comp_dir | Compilation directory |
| DW_AT_const_expr | Compile-time constant object Compile-time constant function |
| DW_AT_const_value | Constant object Enumeration literal value Template value parameter |
| DW_AT_containing_type | Containing type of pointer to member type |
| DW_AT_count | Elements of subrange type |
| DW_AT_data_bit_offset | Base type bit location Data member bit location |
| DW_AT_data_location | Indirection to actual data |
| DW_AT_data_member_location | Data member location Inherited member location |
| DW_AT_decimal_scale | Decimal scale factor |
| DW_AT_decimal_sign | Decimal sign representation |
| DW_AT_decl_column | Column position of source declaration |
| DW_AT_decl_file | File containing source declaration |
| DW_AT_decl_line | Line number of source declaration |
| DW_AT_declaration | Incomplete, non-defining, or separate entity declaration |
| DW_AT_defaulted | Whether a member function has been declared as default |
| DW_AT_default_value | Default value of parameter |
| DW_AT_deleted | Whether a member has been declared as deleted |

Continued on next page

*Links for attributes come to the left column of this table; links in the right column "fan-out" to one or more descriptions.

Chapter 2. General Description

| Attribute* | Identifies or Specifies |
|---------------------------------------|----------------------------------------------------------------------------------------------------------------------|
| DW_AT_description | Artificial name or description |
| DW_AT_digit_count | Digit count for packed decimal or numeric string type |
| DW_AT_discr | Discriminant of variant part |
| DW_AT_discr_list | List of discriminant values |
| DW_AT_discr_value | Discriminant value |
| DW_AT_dwo_name | Name of split DWARF object file |
| DW_AT_elemental | Elemental property of a subroutine |
| DW_AT_encoding | Encoding of base type |
| DW_AT_endianity | Endianity of data |
| DW_AT_entry_pc | Entry address of a scope (compilation unit, subprogram, and so on) |
| DW_AT_enum_class | Type safe enumeration definition |
| DW_AT_explicit | Explicit property of member function |
| DW_AT_export_symbols | Export (inline) symbols of namespace Export symbols of a structure, union or class |
| DW_AT_extension | Previous namespace extension or original namespace |
| DW_AT_external | External subroutine External variable |
| DW_AT_frame_base | Subroutine frame base address |
| DW_AT_friend | Friend relationship |
| DW_AT_high_pc | Contiguous range of code addresses |
| DW_AT_identifier_case | Identifier case rule |
| DW_AT_import | Imported declaration Imported unit Namespace alias Namespace using declaration Namespace using directive |
| DW_AT_inline | Abstract instance Inlined subroutine |
| DW_AT_is_optional | Optional parameter |

Continued on next page

*Links for attributes come to the left column of this table; links in the right column "fan-out" to one or more descriptions.

Chapter 2. General Description

| Attribute* | Identifies or Specifies |
|------------------------|---------------------------------------------------------------------------------------------------------|
| DW_AT_language_name | Programming language name |
| DW_AT_language_version | Programming language version |
| DW_AT_linkage_name | Object file linkage name of an entity |
| DW_AT_location | Data object location |
| DW_AT_loclists_base | Location lists base |
| DW_AT_low_pc | Code address or range of addresses |
| | Base address of scope |
| DW_AT_lower_bound | Lower bound of subrange |
| DW_AT_macros | Macro preprocessor information (<i>#define, #undef, and so on in C, C++ and similar languages</i>) |
| DW_AT_main_subprogram | Main or starting subprogram Unit containing main or starting subprogram |
| DW_AT_mutable | Mutable property of member data |
| DW_AT_name | Name of declaration Path name of compilation source |
| DW_AT_namelist_item | Namelist item |
| DW_AT_noreturn | “no return” property of a subprogram |
| DW_AT_num_lanes | Number of implicitly parallel lanes |
| DW_AT_object_pointer | Object (<i>this, self</i>) pointer of member function |
| DW_AT_ordering | Array row/column ordering |
| DW_AT_picture_string | Picture string for numeric string type |
| DW_AT_priority | Module priority |
| DW_AT_producer | Compiler identification |
| DW_AT_prototyped | Subroutine prototype |
| DW_AT_pure | Pure property of a subroutine |
| DW_AT_ranges | Non-contiguous range of code addresses |
| DW_AT_rank | Dynamic number of array dimensions |
| DW_AT_recursive | Recursive property of a subroutine |
| DW_AT_reference | &-qualified non-static member function (C++) |

Continued on next page

*Links for attributes come to the left column of this table; links in the right column "fan-out" to one or more descriptions.

Chapter 2. General Description

| Attribute* | Identifies or Specifies |
|-----------------------------------------------|---------------------------------------------------------------------------------------------------------|
| DW_AT_return_addr | Subroutine return address save location |
| DW_AT_rnglists_base | Base offset for range lists |
| DW_AT_rvalue_reference | &&-qualified non-static member function (C++) |
| DW_AT_scale_divisor | Denominator of rational scale factor |
| DW_AT_scale_multiplier | Numerator of rational scale factor |
| DW_AT_sibling | Debugging information entry relationship |
| DW_AT_signature | Type signature |
| DW_AT_small | Scale factor for fixed-point type |
| DW_AT_specification | Incomplete, non-defining, or separate declaration corresponding to a declaration |
| DW_AT_start_scope | Reduced scope of declaration |
| DW_AT_static_link | Location of uplevel frame |
| DW_AT_stmt_list | Line number information for unit |
| DW_AT_string_length | String length of string type |
| DW_AT_string_length_bit_size | Size of string length of string type |
| DW_AT_string_length_byte_size | Size of string length of string type |
| DW_AT_str_offsets¹ | String offsets information for unit |
| DW_AT_tensor | Tensor (array) type |
| DW_AT_threads_scaled | Array bound THREADS scale factor (UPC) |
| DW_AT_trampoline | Target subroutine |
| DW_AT_type | Type of call site Type of string type components Type of subroutine return Type of declaration |
| DW_AT_upper_bound | Upper bound of subrange |
| DW_AT_use_location | Member location for pointer to member type |
| DW_AT_use_UTF8 | Compilation unit uses UTF-8 strings |
| DW_AT_variable_parameter | Non-constant parameter flag |

Continued on next page

*Links for attributes come to the left column of this table; links in the right column "fan-out" to one or more descriptions.

¹ DW_FORM_str_offsets is new in DWARF Version 6. It replaces DW_AT_str_offsets_base which is deprecated.

Chapter 2. General Description

| Attribute* | Identifies or Specifies |
|--------------------------------------------|----------------------------------------------|
| DW_AT_virtuality | Virtuality attribute |
| DW_AT_visibility | Visibility of declaration |
| DW_AT_vtable_elem_location | Virtual function vtable slot |

*Links for attributes come to the left column of this table; links in the right column "fan-out" to one or more descriptions.

1 The permissible values for an attribute belong to one or more classes of attribute
 2 value forms. Each form class may be represented in one or more ways. For
 3 example, some attribute values consist of a single piece of constant data.
 4 "Constant data" is the class of attribute value that those attributes may have.
 5 There are several representations of constant data, including fixed length data of
 6 one, two, four, eight or 16 bytes in size, and variable length data). The particular
 7 representation for any given instance of an attribute is encoded along with the
 8 attribute name as part of the information that guides the interpretation of a
 9 debugging information entry.
 10 Attribute value forms belong to one of the classes shown in Table 2.3 following.

Table 2.3: Classes of attribute value

| Attribute Class | General Use and Encoding |
|--------------------------|----------------------------------------------------------------------------------------------------------------------------------------------------------------------------------------------------------------------------------------------|
| address | Refers to some location in the address space of the described program. |
| addrptr | Specifies a location in the DWARF section that holds a series of machine address values. Certain attributes use one of these addresses by indexing relative to this location. |
| block | An arbitrary number of uninterpreted bytes of data. The number of data bytes may be implicit from context or explicitly specified by an initial unsigned LEB128 value (see Section 7.6 on page 236) that precedes that number of data bytes. |
| constant | One, two, four, eight or sixteen bytes of uninterpreted data, or data encoded in the variable length format known as LEB128 (see Section 7.6 on page 236). |
| exprval | A DWARF expression yielding a value (see Section 2.5 on page 26). A leading unsigned ULEB128 value (see Section 7.6 on page 236) specifies the number of bytes in the expression. |

Continued on next page

Chapter 2. General Description

| Attribute Class | General Use and Encoding |
|-----------------------------------------------|-----------------------------------------------------------------------------------------------------------------------------------------------------------------------------------------------------------------------------------------------------------------------------------------------------------------------------------------------------------------------------------------------------------------------------------------------------------------------------------------------------------------------------------------------------------------------------------------------------------------------------------------------------------------------------------------------------------------------------------------------------------------------------------------------------------------------------|
| flag | A small constant that indicates the presence or absence of an attribute. |
| lineptr | Specifies a location in the DWARF section that holds line number information. |
| locdesc | A DWARF location description (see Section 2.6 on page 43). A leading unsigned ULEB128 value (see Section 7.6 on page 236) specifies the number of bytes in the location description. |
| vallist, loclist, loclistsptr | Specifies a location in the DWARF section that holds value lists and location lists, which describe objects whose attributes or location can change during their lifetime. |
| macptr | Specifies a location in the DWARF section that holds macro definition information. |
| reference | Refers to one of the debugging information entries that describe the program. There are four types of reference. The first is an offset relative to the beginning of the compilation unit in which the reference occurs and must refer to an entry within that same compilation unit. The second type of reference is the offset of a debugging information entry in any compilation unit, including one different from the unit containing the reference. The third type of reference is an indirect reference to a type definition using an 8-byte signature for that type. The fourth type of reference is a reference from within the <code>.debug_info</code> section of the executable or shared object file to a debugging information entry in the <code>.debug_info</code> section of a supplementary object file. |
| rnglist, rnglistsptr | Specifies a location in the DWARF section that holds non-contiguous address ranges. |
| string | A null-terminated sequence of zero or more (non-null) bytes. Data in this class are generally printable strings. Strings may be represented directly in the debugging information entry or as an offset in a separate string table. |

Continued on next page

| Attribute Class | General Use and Encoding |
|---------------------------|----------------------------------------------------------------------------------------------------------------------------------------------------------------------------------------------------------------------------------------------------------------------------------|
| <code>strossetsptr</code> | Specifies a location in the DWARF section that holds a series of offsets into the DWARF section that holds strings. Certain attributes use one of these offsets by indexing relative to this location. The resulting offset is then used to index into the DWARF string section. |

2.3 Relationship of Debugging Information Entries

A variety of needs can be met by permitting a single debugging information entry to “own” an arbitrary number of other debugging entries and by permitting the same debugging information entry to be one of many owned by another debugging information entry. This makes it possible, for example, to describe the static `block` structure within a source file, to show the members of a structure, union, or class, and to associate declarations with source files or source files with shared object files.

The ownership relationship of debugging information entries is achieved naturally because the debugging information is represented as a tree. The nodes of the tree are the debugging information entries themselves. The child entries of any node are exactly those debugging information entries owned by that node.

While the ownership relation of the debugging information entries is represented as a tree, other relations among the entries exist, for example, a reference from an entry representing a variable to another entry representing the type of that variable. If all such relations are taken into account, the debugging entries form a graph, not a tree.

The tree itself is represented by flattening it in prefix order. Each debugging information entry is defined either to have child entries or not to have child entries (see Section 7.5.3 on page 217). If an entry is defined not to have children, the next physically succeeding entry is a sibling. If an entry is defined to have children, the next physically succeeding entry is its first child. Additional children are represented as siblings of the first child. A chain of sibling entries is terminated by a null entry.

In cases where a producer of debugging information feels that it will be important for consumers of that information to quickly scan chains of sibling entries, while ignoring the children of individual siblings, that producer may attach a `DW_AT_sibling` attribute to any debugging information entry. The value of this attribute is a reference to the sibling entry of the entry to which the attribute is attached.

2.4 Target Addresses

Addresses, bytes and bits in DWARF use the numbering and direction conventions that are appropriate to the current language on the target system.

Many places in this document refer to the size of an address on the target architecture (or equivalently, target machine) to which a DWARF description applies. For processors which can be configured to have different address sizes or different instruction sets, the intent is to refer to the configuration which is either the default for that processor or which is specified by the object file or executable file which contains the DWARF information.

For example, if a particular target architecture supports both 32-bit and 64-bit addresses, the compiler will generate an object file which specifies that it contains executable code generated for one or the other of these address sizes. In that case, the DWARF debugging information contained in this object file will use the same address size.

2.4.1 Reserved Target Address for Non-Existent Entity

The target address consisting of the largest representable address value (for example, 0xffffffff for a 32-bit address) is reserved to indicate that there is no entity designated by that address.

In some cases a producer may emit machine code or allocate storage for an entity, but a linker or other subsequent processing step may remove that entity. In that case, rather than be required to rewrite the DWARF description to eliminate the relevant DWARF construct that contains the address of that entity, the processing step may simply update the address value to the reserved value.

2.5 DWARF Expressions

DWARF expressions describe how to compute a value or specify a location. They are expressed in terms of DWARF operations that operate on a stack of values.

A DWARF expression is encoded as a stream of operations, each consisting of an opcode followed by zero or more literal operands. The number of operands is implied by the opcode.

In addition to the general operations that are defined here, operations that are specific to location descriptions are defined in [Section 2.6 on page 43](#).

2.5.1 DWARF Expression Evaluation Context

DWARF expressions and location descriptions (see Section 2.6 on page 43) are evaluated within a context provided by the debugger or other DWARF consumer. The context includes the following elements:

1. Required result kind

The kind of result required – either a location or a value – is determined by the DWARF construct where the expression is found.

For example, DWARF attributes with `exprval` class require a value, and attributes with `locdesc` class require a location description (see Section 7.5.5 on page 227).

2. Initial stack

In most cases, the DWARF expression stack is empty at the start of expression evaluation. In certain circumstances, however, one or more values are pushed implicitly onto the stack before evaluation of the expression starts (e.g., `DW_AT_data_member_location`).

3. Current compilation unit

The current compilation unit is the compilation unit debugging information entry that contains the DWARF expression being evaluated.

A current compilation unit is required for operations that reference debug information associated with the same compilation unit, including indicating if such references use the 32-bit or 64-bit DWARF format.

For example, the `DW_OP_constx` and `DW_OP_addrx` operations require the address size, which is a property of the compilation unit.

Note that this compilation unit might not be the same as the compilation unit determined from the loaded code object corresponding to the current program location. For example, the evaluation of the expression `E` associated with a `DW_AT_location` attribute of the debug information entry operand of the `DW_OP_call<n>` operations is evaluated with the compilation unit that contains `E` and not the one that contains the `DW_OP_call<n>` operation expression.

4. Target architecture

The target architecture is typically provided by the object file containing the DWARF information. It may also be refined by instruction set identifiers in the line number table.

The target architecture is required for operations that specify architecture-specific entities.

Architecture-specific entities include DWARF register identifiers, DWARF address space identifiers, the default address space, and the address space address sizes.

5. Current thread

Many programming environments support the concept of independent threads of execution, where the process and its address space are shared among the threads, but each thread has its own stack, program counter, and possibly its own block of memory for thread-local storage (TLS). These threads may be implemented in user-space or with kernel threads, or by a combination of the two.

The current thread identifies a current thread of execution. When debugging a multi-threaded program, the current thread may be selected by a user command that focuses on a specific thread, or it may be selected automatically when the running thread stops at a breakpoint.

If there is no current process (or an image of a process, as from a core file), there is no current thread.

A current thread is required for the [DW_OP_form_tls_address](#) operation (see Section [2.5.2.3 on page 33](#)) which provides access to thread-local storage.

6. Current call frame

The current call frame identifies an active invocation of a subprogram. It is identified by its address on the call stack (see Section [3.3.5.2 on page 87](#)). The address is referred to as the frame base or the call frame address (CFA). The call frame information is used to determine the base addresses for the call frames of the current thread's call stack (see Section [6.4 on page 183](#)).

When debugging a running program or examining a core file, the current frame may be the topmost (most recently activated) frame (e.g., where a breakpoint has triggered), or may be selected by a user command to focus the view on a frame further down the call stack. The current frame provides a view of the state of the running process at a particular point in time.

The current call frame (if there is one) must be an active call frame in the current call stack.

A current call frame is required for operations that use the contents of registers (e.g., [DW_OP_reg<n>](#)) or frame-local storage (e.g., [DW_OP_fbreg](#)) so that the debugger can retrieve values from the selected view of the process state.

7. Current lane

On SIMD (Single-Instruction Multiple-Data Stream) and SIMT (Single-Instruction Multiple-Thread) architectures, fine-grained parallel execution can be achieved by dispatching a single instruction across multiple data streams (e.g., a vector or array). Some parallel programming models allow for the vectorization of loops using SIMD instructions. These parallel streams can be considered fine-grain threads of execution,

Chapter 2. General Description

1 *or lanes, where all lanes typically share a common stack, program counter, and*
2 *register file.*

3 *In SIMT architectures, control flow may diverge through the use of predication,*
4 *where each instruction executes only in certain lanes. Some SIMT architectures,*
5 *however, provide separate stacks and register files for each lane, and the parallel*
6 *streams of execution may instead be represented as threads (above).*

7 The current lane is a SIMD/SIMT lane identifier. This applies to source
8 languages with scalar code that is vectorized by the compiler using a
9 SIMD/SIMT execution model. These implementations map vectorized
10 operations to SIMD/SIMT lanes of execution (see Section 3.3.5.4). When
11 debugging a SIMD/SIMT program, the current lane is typically selected by a
12 user command that focuses on a specific lane.

13 The current lane number must be consistent with the value of the
14 [DW_AT_num_lanes](#) attribute of the subprogram corresponding to the current
15 frame and program location. It is consistent if the lane number is greater than
16 or equal to 0 and less than the, possibly default, value of the
17 [DW_AT_num_lanes](#) attribute.

18 If the current program is not using a SIMD/SIMT execution model, the
19 current lane is always 0.

20 A current lane is required for the [DW_OP_push_lane](#) operation (see Section
21 [2.5.2.3 on page 33](#)), which pushes the value of the current lane.

22 8. **Current program counter (PC)**

23 The current program counter (PC) identifies the current point of execution in
24 the current call frame.

25 The PC in each call frame is the address of the next instruction to be executed
26 in that frame. For the top (most recent) frame on the call stack, this is where
27 execution would resume; for frames lower on the stack, it is where the callee
28 will return. The call frame information is used to obtain the value of the
29 return address register to determine the PC of the other call frames (see
30 Section [6.4 on page 183](#)).

31 If there is no current frame, there is no current PC.

32 The current PC is used during the evaluation of value lists and location lists
33 to select from among multiple program location ranges.

34 *When evaluating value lists and location lists when no current PC is available, only*
35 *default location descriptions may be used.*

9. Current object

The current object is a data object described by a data object entry (see Section 4.1 on page 105) that is being inspected. When evaluating expressions that provide attribute values of a data object, the containing debugging information entry is the current object. When evaluating expressions that provide attribute values for a type (e.g., `DW_AT_data_location` for a `DW_TAG_member`), the current object is the data object entry (if there is one) that referred to the type entry (e.g., via `DW_AT_type`).

A current object is required for the `DW_OP_push_object_address` (see Section 2.5.2.3 on page 33) operation and by some attributes (e.g., `DW_AT_data_member_location` and `DW_AT_use_location`) where the object's location is provided as part of the initial stack.

A DWARF expression for a location description may be able to be evaluated without a thread, call frame, lane, program counter, or architecture context element. For example, the location of a global variable may be able to be evaluated without such context, while the location of local variables in a stack frame cannot be evaluated without additional context.

2.5.2 General Operations

Each general operation represents a postfix operation on a simple stack machine. Each element of the stack has a type and a value, and can represent a value of any supported base type of the target machine. Instead of a base type, elements can have a **generic type**, which is an integral type that has the size of an address on the target machine and unspecified signedness. The value on the top of the stack after “executing” the DWARF expression is taken to be the result (the address of the object, the value of the array bound, the length of a dynamic string, the desired value itself, and so on).

*The **generic type** is the same as the unspecified type used for stack operations defined in DWARF Version 4 and before.*

2.5.2.1 Literal Encodings

The following operations all push a value onto the DWARF stack. Operations other than `DW_OP_const_type` push a value with the **generic type**, and if the value of a constant in one of these operations is larger than can be stored in a single stack element, the value is truncated to the element size and the low-order bits are pushed on the stack. w

Chapter 2. General Description

1 **1. DW_OP_lit0, DW_OP_lit1, ..., DW_OP_lit31**

2 The **DW_OP_lit<n>** operations encode the unsigned literal values from 0
3 through 31, inclusive.

4 **2. DW_OP_addr**

5 The **DW_OP_addr** operation has a single operand that encodes a machine
6 address and whose size is the size of an address on the target machine.

7 **3. DW_OP_const1u, DW_OP_const2u, DW_OP_const4u, DW_OP_const8u**

8 The single operand of a **DW_OP_const<n>u** operation provides a 1, 2, 4, or
9 8-byte unsigned integer constant, respectively.

10 **4. DW_OP_const1s, DW_OP_const2s, DW_OP_const4s, DW_OP_const8s**

11 The single operand of a **DW_OP_const<n>s** operation provides a 1, 2, 4, or
12 8-byte signed integer constant, respectively.

13 **5. DW_OP_constu**

14 The single operand of the **DW_OP_constu** operation provides an unsigned
15 LEB128 integer constant.

16 **6. DW_OP_consts**

17 The single operand of the **DW_OP_consts** operation provides a signed
18 LEB128 integer constant.

19 **7. DW_OP_addrx**

20 The **DW_OP_addrx** operation has a single operand that encodes an unsigned
21 LEB128 value, which is a zero-based index into the `.debug_addr` section,
22 where a machine address is stored. This index is relative to the value of the
23 [DW_AT_addr_base](#) attribute of the associated compilation unit.

24 **8. DW_OP_constx**

25 The **DW_OP_constx** operation has a single operand that encodes an unsigned
26 LEB128 value, which is a zero-based index into the `.debug_addr` section,
27 where a constant, the size of a machine address, is stored. This index is
28 relative to the value of the [DW_AT_addr_base](#) attribute of the associated
29 compilation unit.

30 *The **DW_OP_constx** operation is provided for constants that require link-time
31 relocation but should not be interpreted by the consumer as a relocatable address (for
32 example, offsets to thread-local storage).*

9. **DW_OP_const_type**

The DW_OP_const_type operation takes three operands. The first operand is an unsigned LEB128 integer that represents the offset of a debugging information entry in the current compilation unit, which must be a DW_TAG_base_type entry that provides the type of the constant provided. The second operand is 1-byte unsigned integer that specifies the size of the constant value, which is the same as the size of the base type referenced by the first operand. The third operand is a sequence of bytes of the given size that is interpreted as a value of the referenced type.

While the size of the constant can be inferred from the base type definition, it is encoded explicitly into the operation so that the operation can be parsed easily without reference to the .debug_info section.

2.5.2.2 Register Values

The following operations push a value onto the stack that is either part or all of the contents of a register or the result of adding the contents of a register to a given signed offset. DW_OP_regval_type pushes the contents of a register together with the given base type. DW_OP_regval_bits pushes the partial contents of a register together with the generic type. The other operations push the result of adding the contents of a register to a given signed offset together with the generic type.

1. **DW_OP_fbreg**

The DW_OP_fbreg operation provides a signed LEB128 offset from the address specified by the location description in the DW_AT_frame_base attribute of the current function (see Section 2.5.1 on page 27).

This is typically a stack pointer register plus or minus some offset.

2. **DW_OP_breg0, DW_OP_breg1, ..., DW_OP_breg31**

The single operand of the DW_OP_breg<n> operations provides a signed LEB128 offset from the contents of the specified register.

3. **DW_OP_bregx**

The DW_OP_bregx operation provides the sum of two values specified by its two operands. The first operand is a register number which is specified by an unsigned LEB128 number. The second operand is a signed LEB128 offset.

4. **DW_OP_regval_type**

The DW_OP_regval_type operation pushes the contents of a given register interpreted as a value of a given type. The first operand is an unsigned LEB128 number, which identifies a register whose contents is to be pushed onto the stack. The second operand is an unsigned LEB128 number that represents the offset of a debugging information entry in the current compilation unit, which must be a [DW_TAG_base_type](#) entry that provides the type of the value contained in the specified register.

5. **DW_OP_regval_bits**

The DW_OP_regval_bits operation takes a single unsigned LEB128 integer operand, which gives the number of bits to read. This number must be smaller or equal to the bit size of the generic type. It pops the top two stack elements and interprets the top element as an unsigned bit offset from the least significant bit end and the other as a register number identifying the register from which to extract the value. If the extracted value is smaller than the size of the generic type, it is zero extended.

2.5.2.3 Stack Operations

The following operations manipulate the DWARF stack. Operations that index the stack assume that the top of the stack (most recently added entry) has index 0.

Each entry on the stack has an associated type.

1. **DW_OP_dup**

The DW_OP_dup operation duplicates the value (including its type identifier) at the top of the stack.

2. **DW_OP_drop**

The DW_OP_drop operation pops the value (including its type identifier) at the top of the stack.

3. **DW_OP_pick**

The single operand of the DW_OP_pick operation provides a 1-byte index. A copy of the stack entry (including its type identifier) with the specified index (0 through 255, inclusive) is pushed onto the stack.

4. **DW_OP_over**

The DW_OP_over operation duplicates the entry currently second in the stack at the top of the stack. This is equivalent to a [DW_OP_pick](#) operation, with index 1.

- 1 5. **DW_OP_swap**
2 The DW_OP_swap operation swaps the top two stack entries. The entry at
3 the top of the stack (including its type identifier) becomes the second stack
4 entry, and the second entry (including its type identifier) becomes the top of
5 the stack.

- 6 6. **DW_OP_rot**
7 The DW_OP_rot operation rotates the first three stack entries. The entry at the
8 top of the stack (including its type identifier) becomes the third stack entry,
9 the second entry (including its type identifier) becomes the top of the stack,
10 and the third entry (including its type identifier) becomes the second entry.

- 11 7. **DW_OP_deref**
12 The DW_OP_deref operation pops the top stack entry and treats it as an
13 address. The popped value must have an integral type. The value retrieved
14 from that address is pushed, and has the [generic type](#). The size of the data
15 retrieved from the dereferenced address is the size of an address on the target
16 machine.

- 17 8. **DW_OP_deref_size**
18 The DW_OP_deref_size operation behaves like the [DW_OP_deref](#) operation:
19 it pops the top stack entry and treats it as an address. The popped value must
20 have an integral type. The value retrieved from that address is pushed, and
21 has the [generic type](#). In the DW_OP_deref_size operation, however, the size
22 in bytes of the data retrieved from the dereferenced address is specified by
23 the single operand. This operand is a 1-byte unsigned integral constant
24 whose value may not be larger than the size of the [generic type](#). The data
25 retrieved is zero extended to the size of an address on the target machine
26 before being pushed onto the expression stack.

- 27 9. **DW_OP_deref_type**
28 The DW_OP_deref_type operation behaves like the [DW_OP_deref_size](#)
29 operation: it pops the top stack entry and treats it as an address. The popped
30 value must have an integral type. The value retrieved from that address is
31 pushed together with a type identifier. In the DW_OP_deref_type operation,
32 the size in bytes of the data retrieved from the dereferenced address is
33 specified by the first operand. This operand is a 1-byte unsigned integral
34 constant whose value which is the same as the size of the base type
35 referenced by the second operand. The second operand is an unsigned
36 LEB128 integer that represents the offset of a debugging information entry in
37 the current compilation unit, which must be a [DW_TAG_base_type](#) entry that
38 provides the type of the data pushed.

Chapter 2. General Description

1 *While the size of the pushed value could be inferred from the base type definition, it is*
2 *encoded explicitly into the operation so that the operation can be parsed easily*
3 *without reference to the `.debug_info` section.*

4 10. **DW_OP_xderef**

5 The DW_OP_xderef operation provides an extended dereference mechanism.
6 The entry at the top of the stack is treated as an address. The second stack
7 entry is treated as an “address space identifier” for those architectures that
8 support multiple address spaces. Both of these entries must have integral
9 type identifiers. The top two stack elements are popped, and a data item is
10 retrieved through an implementation-defined address calculation and pushed
11 as the new stack top together with the [generic type](#) identifier. The size of the
12 data retrieved from the dereferenced address is the size of the [generic type](#).

13 11. **DW_OP_xderef_size**

14 The DW_OP_xderef_size operation behaves like the [DW_OP_xderef](#)
15 operation. The entry at the top of the stack is treated as an address. The
16 second stack entry is treated as an “address space identifier” for those
17 architectures that support multiple address spaces. Both of these entries must
18 have integral type identifiers. The top two stack elements are popped, and a
19 data item is retrieved through an implementation-defined address calculation
20 and pushed as the new stack top. In the DW_OP_xderef_size operation,
21 however, the size in bytes of the data retrieved from the dereferenced address
22 is specified by the single operand. This operand is a 1-byte unsigned integral
23 constant whose value may not be larger than the size of an address on the
24 target machine. The data retrieved is zero extended to the size of an address
25 on the target machine before being pushed onto the expression stack together
26 with the [generic type](#) identifier.

27 12. **DW_OP_xderef_type**

28 The DW_OP_xderef_type operation behaves like the [DW_OP_xderef_size](#)
29 operation: it pops the top two stack entries, treats them as an address and an
30 address space identifier, and pushes the value retrieved. In the
31 DW_OP_xderef_type operation, the size in bytes of the data retrieved from
32 the dereferenced address is specified by the first operand. This operand is a
33 1-byte unsigned integral constant whose value value which is the same as the
34 size of the base type referenced by the second operand. The second operand
35 is an unsigned LEB128 integer that represents the offset of a debugging
36 information entry in the current compilation unit, which must be a
37 [DW_TAG_base_type](#) entry that provides the type of the data pushed.

13. **DW_OP_push_object_address**

The DW_OP_push_object_address operation pushes the address of the object currently being evaluated as part of evaluation of a user presented expression (see Section 2.5.1 on page 27). This object may correspond to an independent variable described by its own debugging information entry or it may be a component of an array, structure, or class whose address has been dynamically determined by an earlier step during user expression evaluation.

This operator provides explicit functionality (especially for arrays involving descriptors) that is analogous to the implicit push of the base address of a structure prior to evaluation of a DW_AT_data_member_location to access a data member of a structure. For an example, see Appendix D.2 on page 310.

14. **DW_OP_form_tls_address**

The DW_OP_form_tls_address operation pops a value from the stack, which must have an integral type identifier, translates this value into an address in the thread-local storage for the current thread (see Section 2.5.1 on page 27), and pushes the address onto the stack together with the generic type identifier. The meaning of the value on the top of the stack prior to this operation is defined by the run-time environment. If the run-time environment supports multiple thread-local storage blocks for a single thread, then the block corresponding to the executable or shared library containing this DWARF expression is used.

Some implementations of C, C++, Fortran, and other languages, support a thread-local storage class. Variables with this storage class have distinct values and addresses in distinct threads, much as automatic variables have distinct values and addresses in each function invocation. Typically, there is a single block of storage containing all thread-local variables declared in the main executable, and a separate block for the variables declared in each shared library. Each thread-local variable can then be accessed in its block using an identifier. This identifier is typically an offset into the block and pushed onto the DWARF stack by one of the DW_OP_const<n><x> operations prior to the DW_OP_form_tls_address operation. Computing the address of the appropriate block can be complex (in some cases, the compiler emits a function call to do it), and difficult to describe using ordinary DWARF location descriptions. Instead of forcing complex thread-local storage calculations into the DWARF expressions, the DW_OP_form_tls_address allows the consumer to perform the computation based on the run-time environment.

15. **DW_OP_call_frame_cfa**

The DW_OP_call_frame_cfa operation pushes the value of the current call frame address (CFA), obtained from the Call Frame Information (see Section 2.5.1 on page 27 and Section 6.4 on page 183).

Although the value of DW_AT_frame_base can be computed using other DWARF expression operators, in some cases this would require an extensive location list because the values of the registers used in computing the CFA change during a subroutine. If the Call Frame Information is present, then it already encodes such changes, and it is space efficient to reference that.

16. **DW_OP_push_lane**

The DW_OP_push_lane operation pushes a lane index value of the generic type, which provides the context of the lane in which the expression is being evaluated (see Section 2.5.1 on page 27 and Section 3.3.5 on page 87).

Examples illustrating many of these stack operations are found in Appendix D.1.2 on page 306.

2.5.2.4 Arithmetic and Logical Operations

The following provide arithmetic and logical operations. Operands of an operation with two operands must have the same type, either the same base type or the **generic type**. The result of the operation which is pushed back has the same type as the type of the operand(s).

If the type of the operands is the **generic type**, except as otherwise specified, the arithmetic operations perform addressing arithmetic, that is, unsigned arithmetic that is performed modulo one plus the largest representable address.

Operations other than DW_OP_abs, DW_OP_div, DW_OP_minus, DW_OP_mul, DW_OP_neg and DW_OP_plus require integral types of the operand (either integral base type or the **generic type**). Operations do not cause an exception on overflow.

1. **DW_OP_abs**

The DW_OP_abs operation pops the top stack entry, interprets it as a signed value and pushes its absolute value. If the absolute value cannot be represented, the result is undefined.

2. **DW_OP_and**

The DW_OP_and operation pops the top two stack values, performs a bitwise and operation on the two, and pushes the result.

Chapter 2. General Description

- 1 3. **DW_OP_div**
2 The DW_OP_div operation pops the top two stack values, divides the former
3 second entry by the former top of the stack using signed division, and pushes
4 the result.
- 5 4. **DW_OP_minus**
6 The DW_OP_minus operation pops the top two stack values, subtracts the
7 former top of the stack from the former second entry, and pushes the result.
- 8 5. **DW_OP_mod**
9 The DW_OP_mod operation pops the top two stack values and pushes the
10 result of the calculation: former second stack entry modulo the former top of
11 the stack.
- 12 6. **DW_OP_mul**
13 The DW_OP_mul operation pops the top two stack entries, multiplies them
14 together, and pushes the result.
- 15 7. **DW_OP_neg**
16 The DW_OP_neg operation pops the top stack entry, interprets it as a signed
17 value and pushes its negation. If the negation cannot be represented, the
18 result is undefined.
- 19 8. **DW_OP_not**
20 The DW_OP_not operation pops the top stack entry, and pushes its bitwise
21 complement.
- 22 9. **DW_OP_or**
23 The DW_OP_or operation pops the top two stack entries, performs a bitwise
24 or operation on the two, and pushes the result.
- 25 10. **DW_OP_plus**
26 The DW_OP_plus operation pops the top two stack entries, adds them
27 together, and pushes the result.
- 28 11. **DW_OP_plus_uconst**
29 The DW_OP_plus_uconst operation pops the top stack entry, adds it to the
30 unsigned LEB128 constant operand interpreted as the same type as the
31 operand popped from the top of the stack and pushes the result.
32 *This operation is supplied specifically to be able to encode more field offsets in two*
33 *bytes than can be done with “DW_OP_lit<n> DW_OP_plus.”*

12. **DW_OP_shl**

The DW_OP_shl operation pops the top two stack entries, shifts the former second entry left (filling with zero bits) by the number of bits specified by the former top of the stack, and pushes the result.

13. **DW_OP_shr**

The DW_OP_shr operation pops the top two stack entries, shifts the former second entry right logically (filling with zero bits) by the number of bits specified by the former top of the stack, and pushes the result.

14. **DW_OP_shra**

The DW_OP_shra operation pops the top two stack entries, shifts the former second entry right arithmetically (divide the magnitude by 2, keep the same sign for the result) by the number of bits specified by the former top of the stack, and pushes the result.

15. **DW_OP_xor**

The DW_OP_xor operation pops the top two stack entries, performs a bitwise exclusive-or operation on the two, and pushes the result.

2.5.2.5 Control Flow Operations

The following operations provide simple control of the flow of a DWARF expression.

1. **DW_OP_le, DW_OP_ge, DW_OP_eq, DW_OP_lt, DW_OP_gt, DW_OP_ne**

The six relational operators each:

- pop the top two stack values, which have the same type, either the same base type or the **generic type**,
- compare the operands:
< former second entry >< relational operator >< former top entry >
- push the constant value 1 onto the stack if the result of the operation is true or the constant value 0 if the result of the operation is false. The pushed value has the **generic type**.

If the operands have the **generic type**, the comparisons are performed as signed operations.

2. **DW_OP_skip**

DW_OP_skip is an unconditional branch. Its single operand is a 2-byte signed integer constant. The 2-byte constant is the number of bytes of the DWARF expression to skip forward or backward from the current operation, beginning after the 2-byte constant.

3. **DW_OP_bra**

DW_OP_bra is a conditional branch. Its single operand is a 2-byte signed integer constant. This operation pops the top of stack. If the value popped is not the constant 0, the 2-byte constant operand is the number of bytes of the DWARF expression to skip forward or backward from the current operation, beginning after the 2-byte constant.

4. **DW_OP_call2, DW_OP_call4, DW_OP_call_ref**

DW_OP_call2, DW_OP_call4, and DW_OP_call_ref perform DWARF procedure calls during evaluation of a DWARF expression or location description. For DW_OP_call2 and DW_OP_call4, the operand is the 2- or 4-byte unsigned offset, respectively, of a debugging information entry in the current compilation unit. The DW_OP_call_ref operator has a single operand. In the [32-bit DWARF format](#), the operand is a 4-byte unsigned value; in the [64-bit DWARF format](#), it is an 8-byte unsigned value (see [Section 7.4 on page 209](#)). The operand is used as the offset of a debugging information entry in the .debug_info section of the current executable or shared object file.

Operand interpretation of DW_OP_call2, DW_OP_call4 and DW_OP_call_ref is exactly like that for DW_FORM_ref2, DW_FORM_ref4 and DW_FORM_ref_addr, respectively (see [Section 7.5.4 on page 222](#)).

These operations transfer control of DWARF expression evaluation to the [DW_AT_location](#) attribute of the referenced debugging information entry. If there is no such attribute, then there is no effect. Execution of the DWARF expression of a [DW_AT_location](#) attribute may add to and/or remove from values on the stack. Execution returns to the point following the call when the end of the attribute is reached. Values on the stack at the time of the call may be used as parameters by the called expression and values left on the stack by the called expression may be used as return values by prior agreement between the calling and called expressions.

2.5.2.6 Type Conversions

The following operations provide for explicit type conversion.

1. **DW_OP_convert**

The DW_OP_convert operation pops the top stack entry, converts it to a different type, then pushes the result. It takes one operand, which is an unsigned LEB128 integer that represents the offset of a debugging information entry in the current compilation unit, or value 0 which represents the [generic type](#). If the operand is non-zero, the referenced entry must be a [DW_TAG_base_type](#) entry that provides the type to which the value is converted.

2. **DW_OP_reinterpret**

The DW_OP_reinterpret operation pops the top stack entry, reinterprets the bits in its value as a value of a different type, then pushes the result. It takes one operand, which is an unsigned LEB128 integer that represents the offset of a debugging information entry in the current compilation unit, or value 0 which represents the [generic type](#). If the operand is non-zero, the referenced entry must be a [DW_TAG_base_type](#) entry that provides the type to which the value is converted. The type of the operand and result type must have the same size in bits.

2.5.2.7 Special Operations

There are these special operations currently defined:

1. **DW_OP_nop**

The DW_OP_nop operation is a place holder. It has no effect on the location stack or any of its values.

2. **DW_OP_entry_value**

The DW_OP_entry_value operation pushes the value that an expression would have had, or a register location would have held, upon entering the current subprogram. It has two operands: an unsigned LEB128 length, followed by a block containing a DWARF expression or a register location description (see [Section 2.6.1.1.3 on page 44](#)). The length operand specifies the length in bytes of the block. If the block contains a DWARF expression, the DWARF expression is evaluated as if it had been evaluated upon entering the current subprogram. The DWARF expression assumes no values are present on the DWARF stack initially and results in exactly one value being pushed on the DWARF stack when completed. If the block contains a register location description, DW_OP_entry_value pushes the value that register held upon entering the current subprogram.

1 [DW_OP_push_object_address](#) is not meaningful inside of this DWARF
2 operation.

3 *The register location description provides a more compact form for the case where the*
4 *value was in a register on entry to the subprogram.*

5 *The values needed to evaluate DW_OP_entry_value could be obtained in several*
6 *ways. The consumer could suspend execution on entry to the subprogram, record*
7 *values needed by DW_OP_entry_value expressions within the subprogram, and then*
8 *continue; when evaluating DW_OP_entry_value, the consumer would use these*
9 *recorded values rather than the current values. Or, when evaluating*
10 *DW_OP_entry_value, the consumer could virtually unwind using the Call Frame*
11 *Information (see Section 6.4 on page 183) to recover register values that might have*
12 *been clobbered since the subprogram entry point.*

13 3. **DW_OP_extended**

14 The DW_OP_extended opcode encodes an extension operation. It has at least
15 one operand: a ULEB128 constant identifying the extension operation. The
16 remaining operands are defined by the extension opcode, which are named
17 using a prefix of [DW_OP_EXT](#). The extension opcode 0 is reserved.

18 4. **DW_OP_user_extended**

19 The DW_OP_user_extended opcode encodes a producer extension operation.
20 It has at least one operand: a ULEB128 constant identifying a producer
21 extension operation. The remaining operands are defined by the producer
22 extension. The producer extension opcode 0 is reserved and cannot be used
23 by any producer extension.

24 *The DW_OP_user_extended encoding space can be understood to supplement the*
25 *space defined by DW_OP_lo_user and DW_OP_hi_user that is allocated by the*
26 *standard for the same purpose.*

27 2.5.3 Value Lists

28 Value lists are used in place of DWARF expressions whenever the value of an
29 object's attribute can change during the lifetime of that object.

30 Value lists are contained in a separate object file section, along with location lists
31 (see [2.6.2 on page 48](#)).

32 A value list is indicated by an attribute whose value is of class [vallist](#) (see Section
33 [7.5.5 on page 227](#)).

1 A value list consists of a series of value list entries. The representation of a value
2 list is the same as for a location list (see [2.6.2 on page 48](#)), except that bounded
3 location description and default location description entries are understood to
4 provide DWARF expressions that produce values rather than location
5 descriptions.

6 *The DWARF expressions in value list entries, being expressions and not location*
7 *descriptions, may not contain any of the DWARF operations described in Section 2.6.*

8 The address ranges defined by the bounded expressions of a value list may
9 overlap. When they do, the meaning is undefined if the overlapping expressions
10 do not produce the same value.

11 2.6 Location Descriptions

12 *Debugging information must provide consumers a way to find the location of program*
13 *variables, determine the bounds of dynamic arrays and strings, and possibly to find the*
14 *base address of a subroutine's stack frame or the return address of a subroutine.*
15 *Furthermore, to meet the needs of recent computer architectures and optimization*
16 *techniques, debugging information must be able to describe the location of an object*
17 *whose location changes over the object's lifetime.*

18 Information about the location of program objects is provided by location
19 descriptions. Location descriptions can be either of two forms:

- 20 1. *Single location descriptions*, which are a language independent representation
21 of addressing rules of arbitrary complexity built from DWARF expressions
22 (See Section [2.5 on page 26](#)) and/or other DWARF operations specific to
23 describing locations. They are sufficient for describing the location of any
24 object as long as its lifetime is either static or the same as the [lexical block](#) that
25 owns it, excluding any prologue or epilogue ranges, and it does not move
26 during its lifetime.
- 27 2. *Location lists*, which are used to describe objects that have a limited lifetime
28 or change their location during their lifetime. Location lists are described in
29 Section [2.6.2 on page 48](#) below.

30 Location descriptions are distinguished in a context sensitive manner. As the
31 value of an attribute, a single location description is encoded using class [locdesc](#)
32 and a location list is encoded using class [loclist](#) (which serves as an index into a
33 separate section containing location lists).

2.6.1 Single Location Descriptions

A single location description is either:

1. A simple location description, representing an object which exists in one contiguous piece at the given location, or
2. A composite location description consisting of one or more simple location descriptions, each of which is followed by one composition operation. Each simple location description describes the location of one piece of the object; each composition operation describes which part of the object is located there. Each simple location description that is a DWARF expression is evaluated independently of any others.

2.6.1.1 Simple Location Descriptions

A simple location description represents one contiguous piece or all of an object or value.

2.6.1.1.1 Empty Location Descriptions

An empty location description consists of a DWARF expression containing no operations. It represents a piece or all of an object that is present in the source but not in the object code (perhaps due to optimization).

2.6.1.1.2 Memory Location Descriptions

A memory location description consists of a non-empty DWARF expression (see Section 2.5 on page 26), whose value is the address of a piece or all of an object or other entity in memory.

2.6.1.1.3 Register Location Descriptions

A register location description consists of a register name operation, which represents a piece or all of an object located in a given register.

Register location descriptions describe an object (or a piece of an object) that resides in a register, while the opcodes listed in Section 2.5.2.2 on page 32 are used to describe an object (or a piece of an object) that is located in memory at an address that is contained in a register (possibly offset by some constant). A register location description must stand alone as the entire description of an object or a piece of an object.

Chapter 2. General Description

1 The following DWARF operations can be used to specify a register location.

2 *Note that the register number represents a DWARF specific mapping of numbers onto*
3 *the actual registers of a given architecture. The mapping should be chosen to gain optimal*
4 *density and should be shared by all users of a given architecture. It is recommended that*
5 *this mapping be defined by the ABI authoring committee for each architecture.*

6 1. **DW_OP_reg0, DW_OP_reg1, ..., DW_OP_reg31**

7 The **DW_OP_reg<n>** operations encode the names of up to 32 registers,
8 numbered from 0 through 31, inclusive. The object addressed is in register *n*.

9 2. **DW_OP_regx**

10 The **DW_OP_regx** operation has a single unsigned LEB128 literal operand
11 that encodes the name of a register.

12 *These operations name a register location. To fetch the contents of a register, it is*
13 *necessary to use one of the register based addressing operations, such as [DW_OP_bregx](#)*
14 *(Section 2.5.2.2 on page 32).*

15 2.6.1.1.4 Implicit Location Descriptions

16 An implicit location description represents a piece or all of an object which has
17 no actual location but whose contents are nonetheless either known or known to
18 be undefined.

19 The following DWARF operations may be used to specify a value that has no
20 location in the program but is a known constant or is computed from other
21 locations and values in the program.

22 1. **DW_OP_implicit_value**

23 The **DW_OP_implicit_value** operation specifies an immediate value using
24 two operands: an unsigned LEB128 length, followed by a sequence of bytes
25 of the given length that contain the value.

26 2. **DW_OP_stack_value**

27 The **DW_OP_stack_value** operation specifies that the object does not exist in
28 memory but its value is nonetheless known and is at the top of the DWARF
29 expression stack. In this form of location description, the DWARF expression
30 represents the actual value of the object, rather than its location. The
31 **DW_OP_stack_value** operation terminates the expression.

3. **DW_OP_implicit_pointer**

An optimizing compiler may eliminate a pointer, while still retaining the value that the pointer addressed. DW_OP_implicit_pointer allows a producer to describe this value.

The DW_OP_implicit_pointer operation specifies that the object is a pointer that cannot be represented as a real pointer, even though the value it would point to can be described. In this form of location description, the DWARF expression refers to a debugging information entry that represents the actual value of the object to which the pointer would point. Thus, a consumer of the debug information would be able to show the value of the dereferenced pointer, even when it cannot show the value of the pointer itself.

The DW_OP_implicit_pointer operation has two operands: a reference to a debugging information entry that describes the dereferenced object's value, and a signed number that is treated as a byte offset from the start of that value. The first operand is a 4-byte unsigned value in the 32-bit DWARF format, or an 8-byte unsigned value in the 64-bit DWARF format (see Section 7.4 on page 209) that is used as the offset of a debugging information entry in the .debug_info section of the current executable or shared object file. The second operand is a signed LEB128 number.

The debugging information entry referenced by a DW_OP_implicit_pointer operation is typically a DW_TAG_variable or DW_TAG_formal_parameter entry whose DW_AT_location attribute gives a second DWARF expression or a location list that describes the value of the object, but the referenced entry may be any entry that contains a DW_AT_location or DW_AT_const_value attribute (for example, DW_TAG_dwarf_procedure). By using the second DWARF expression, a consumer can reconstruct the value of the object when asked to dereference the pointer described by the original DWARF expression containing the DW_OP_implicit_pointer operation.

*DWARF location descriptions are intended to yield the **location** of a value rather than the value itself. An optimizing compiler may perform a number of code transformations where it becomes impossible to give a location for a value, but it remains possible to describe the value itself. Section 2.6.1.1.3 on page 44 describes operators that can be used to describe the location of a value when that value exists in a register but not in memory. The operations in this section are used to describe values that exist neither in memory nor in a single register.*

2.6.1.2 Composite Location Descriptions

A composite location description describes an object or value which may be contained in part of a register or stored in more than one location. Each piece is described by a composition operation, which does not compute a value nor store any result on the DWARF stack. There may be one or more composition operations in a single composite location description. A series of such operations describes the parts of a value in memory address order.

Each composition operation is immediately preceded by a simple location description which describes the location where part of the resultant value is contained.

1. **DW_OP_piece**

The DW_OP_piece operation takes a single operand, which is an unsigned LEB128 number. The number describes the size in bytes of the piece of the object referenced by the preceding simple location description. If the piece is located in a register, but does not occupy the entire register, the placement of the piece within that register is defined by the ABI.

Many compilers store a single variable in sets of registers, or store a variable partially in memory and partially in registers. DW_OP_piece provides a way of describing how large a part of a variable a particular DWARF location description refers to.

2. **DW_OP_bit_piece**

The DW_OP_bit_piece operation takes two operands. The first is an unsigned LEB128 number that gives the size in bits of the piece. The second is an unsigned LEB128 number that gives the offset in bits from the location defined by the preceding DWARF location description.

Interpretation of the offset depends on the location description. If the location description is empty (see Section [2.6.1.1.1 on page 44](#)), the DW_OP_bit_piece operation describes a piece consisting of the given number of bits whose values are undefined, and the offset is ignored. If the location is a memory address (see Section [2.6.1.1.2 on page 44](#)), the DW_OP_bit_piece operation describes a sequence of bits relative to the location whose address is on the top of the DWARF stack using the bit numbering and direction conventions that are appropriate to the current language on the target system. In all other cases, the source of the piece is given by either a register location (see Section [2.6.1.1.3 on page 44](#)) or an implicit value description (see Section [2.6.1.1.4 on page 45](#)); the offset is from the least significant bit of the source value.

A composition operation that follows an empty location description indicates that the piece is undefined, for example because it has been optimized away.

1 *DW_OP_bit_piece* is used instead of *DW_OP_piece* when the piece to be assembled into
2 a value or assigned to is not byte-sized or is not at the start of a register or addressable
3 unit of memory.

4 Whether or not a *DW_OP_piece* operation is equivalent to any *DW_OP_bit_piece*
5 operation with an offset of 0 is ABI dependent.

6 **2.6.2 Location Lists**

7 Location lists are used in place of location descriptions whenever the object
8 whose location is being described can change location during its lifetime.

9 Location lists are contained in a separate object file section called
10 `.debug_loclists` or `.debug_loclists.dwo` (for split DWARF object files).

11 A location list is indicated by a location or other attribute whose value is of class
12 `loclist` (see Section 7.5.5 on page 227).

13 *This location list representation, the `loclist` class, and the related `DW_AT_loclists_base`
14 attribute are new in DWARF Version 5. Together they eliminate most or all of the object
15 language relocations previously needed for location lists.*

16 A location list consists of a series of location list entries. Each location list entry is
17 one of the following kinds:

- 18 • **Bounded location description.** This kind of entry provides a location
19 description that specifies the location of an object that is valid over a
20 lifetime bounded by a starting and ending address. The starting address is
21 the lowest address of the address range over which the location is valid.
22 The ending address is the address of the first location past the highest
23 address of the address range. When the current PC is within the given
24 range, the location description may be used to locate the specified object.
25 The location description is valid even if the address range includes
26 addresses within a prologue or epilogue range.

27 There are several kinds of bounded location description entries which
28 differ in the way that they specify the starting and ending addresses.

29 The address ranges defined by the bounded location descriptions of a
30 location list may overlap. When they do, they describe a situation in which
31 an object exists simultaneously in more than one place. If all of the address
32 ranges in a given location list do not collectively cover the entire range over
33 which the object in question is defined, and there is no following default
34 location description, it is assumed that the object is not available for the
35 portion of the range that is not covered.

Chapter 2. General Description

1 In the case of a bounded location description where the range is defined by
2 a starting address and either an ending address or a length, a starting
3 address consisting of the reserved address value (see Section 2.4.1 on
4 [page 26](#)) indicates a non-existent range, which is equivalent to omitting the
5 description.

- 6 • **Default location description.** This kind of entry provides a location
7 description that specifies the location of an object that is valid when no
8 bounded location description applies. As with simple location descriptions,
9 the lifetime of a default location excludes any prologue or epilogue ranges.
- 10 • **Base address.** This kind of entry provides an address to be used as the base
11 address for beginning and ending address offsets given in certain kinds of
12 bounded location description. The applicable base address of a bounded
13 location description entry is the address specified by the closest preceding
14 base address entry in the same location list. If there is no preceding base
15 address entry, then the applicable base address defaults to the base address
16 of the compilation unit (see Section 3.1.1 on [page 66](#)).

17 In the case of a compilation unit where all of the machine code is contained
18 in a single contiguous section, no base address entry is needed.

19 If the base address is the reserved target address, either explicitly or by
20 default, then the range of any bounded location description defined relative
21 to that base address is non-existent, which is equivalent to omitting the
22 description.

- 23 • **End-of-list.** This kind of entry marks the end of the location list.

24 A location list consists of a sequence of zero or more bounded location
25 description or base address entries, optionally followed by a default location
26 entry, and terminated by an end-of-list entry.

27 If there is no current PC (see Section 2.5.1 on [page 27](#)), only the default location
28 list entry is used.

29 Each location list entry begins with a single byte identifying the kind of that
30 entry, followed by zero or more operands depending on the kind.

31 In the descriptions that follow, these terms are used for operands:

- 32 • A **counted location description** operand consists of an unsigned ULEB
33 integer giving the length of the location description (see Section 2.6.1 on
34 [page 44](#)) that immediately follows.

Chapter 2. General Description

- 1 • An **address index** operand is the index of an address in the `.debug_addr`
2 section. This index is relative to the value of the `DW_AT_addr_base`
3 attribute of the associated compilation unit. The address given by this kind
4 of operand is not relative to the compilation unit base address.
- 5 • A **target address** operand is an address on the target machine. (Its size is
6 the same as used for attribute values of class `address`, specifically,
7 `DW_FORM_addr`.)

8 The following entry kinds are defined for use in both split or non-split units:

9 1. **DW_LLE_end_of_list**

10 An end-of-list entry contains no further data.

11 *A series of this kind of entry may be used for padding or alignment purposes.*

12 2. **DW_LLE_base_addressx**

13 This is a form of base address entry that has one unsigned LEB128 operand.

14 The operand value is an address index (into the `.debug_addr` section) that
15 indicates the applicable base address used by subsequent

16 `DW_LLE_offset_pair` entries.

17 3. **DW_LLE_startx_endx**

18 This is a form of **bounded location description** entry (see page 48) that has
19 two unsigned LEB128 operands. The operand values are address indices (into
20 the `.debug_addr` section). These indicate the starting and ending addresses,
21 respectively, that define the address range for which this location is valid.
22 These operands are followed by a counted location description.

23 4. **DW_LLE_startx_length**

24 This is a form of **bounded location description** entry (see page 48) that has
25 two unsigned LEB128 operands. The first value is an address index (into the
26 `.debug_addr` section) that indicates the beginning of the address range over
27 which the location is valid. The second value is the length of the range. These
28 operands are followed by a counted location description.

29 5. **DW_LLE_offset_pair**

30 This is a form of **bounded location description** entry (see page 48) that has
31 two unsigned LEB128 operands. The values of these operands are the starting
32 and ending offsets, respectively, relative to the applicable base address, that
33 define the address range for which this location is valid. These operands are
34 followed by a counted location description.

1 6. **DW_LLE_default_location**

2 The operand is a counted location description which defines where an object
3 is located if no prior location description is valid.

4 7. **DW_LLE_include_loclistx**

5 This is a form of list inclusion, that has one unsigned LEB128 operand. The
6 value is an index into the `.debug_loclists` section, interpreted the same way
7 as the operand of [DW_FORM_loclistx](#) to find a target list of entries, which
8 will be regarded as part of the current location list, up to the
9 [DW_LLE_end_of_list](#) entry.

10 The following kinds of location list entries are defined for use only in non-split
11 DWARF units:

12 7. **DW_LLE_base_address**

13 A base address entry has one target address operand. This address is used as
14 the base address when interpreting offsets in subsequent location list entries
15 of kind [DW_LLE_offset_pair](#).

16 8. **DW_LLE_start_end**

17 This is a form of [bounded location description](#) entry (see page 48) that has
18 two target address operands. These indicate the starting and ending
19 addresses, respectively, that define the address range for which the location is
20 valid. These operands are followed by a counted location description.

21 9. **DW_LLE_start_length**

22 This is a form of [bounded location description](#) entry (see page 48) that has
23 one target address operand value and an unsigned LEB128 integer operand
24 value. The address is the beginning address of the range over which the
25 location description is valid, and the length is the number of bytes in that
26 range. These operands are followed by a counted location description.

27 10. **DW_LLE_include_loclist**

28 This is a form of list inclusion, that has one offset operand. The value is an
29 offset into the `.debug_loclists` section, like the operand of
30 [DW_FORM_sec_offset](#). The offset identifies the first entry of a location list
31 whose entries are to be regarded as part of the current location list, up to the
32 [DW_LLE_end_of_list](#) entry.

2.7 Types of Program Entities

Any debugging information entry describing a declaration that has a type has a `DW_AT_type` attribute, whose value is a reference to another debugging information entry. The entry referenced may describe a base type, that is, a type that is not defined in terms of other data types, or it may describe a user-defined type, such as an array, structure or enumeration. Alternatively, the entry referenced may describe a type modifier, such as constant, packed, pointer, reference or volatile, which in turn will reference another entry describing a type or type modifier (using a `DW_AT_type` attribute of its own). See Chapter 5 following for descriptions of the entries describing base types, user-defined types and type modifiers.

2.8 Accessibility of Declarations

Some languages, notably C++ and Ada, have the concept of the accessibility of an object or of some other program entity. The accessibility specifies which classes of other program objects are permitted access to the object in question.

The accessibility of a declaration is represented by a `DW_AT_accessibility` attribute, whose value is a constant drawn from the set of codes listed in Table 2.4.

Table 2.4: Accessibility codes

`DW_ACCESS_public`
`DW_ACCESS_private`
`DW_ACCESS_protected`

2.9 Visibility of Declarations

Several languages (such as Modula-2) have the concept of the visibility of a declaration. The visibility specifies which declarations are to be visible outside of the entity in which they are declared.

The visibility of a declaration is represented by a `DW_AT_visibility` attribute, whose value is a constant drawn from the set of codes listed in Table 2.5 on the next page.

Table 2.5: Visibility codes

DW_VIS_local
DW_VIS_exported
DW_VIS_qualified

2.10 Virtuality of Declarations

C++ provides for virtual and pure virtual structure or class member functions and for virtual base classes.

The virtuality of a declaration is represented by a `DW_AT_virtuality` attribute, whose value is a constant drawn from the set of codes listed in Table 2.6.

Table 2.6: Virtuality codes

DW_VIRTUALITY_none
DW_VIRTUALITY_virtual
DW_VIRTUALITY_pure_virtual

2.11 Artificial Entries

A compiler may wish to generate debugging information entries for objects or types that were not actually declared in the source of the application. An example is a formal parameter entry to represent the hidden *this* parameter that most C++ implementations pass as the first argument to non-static member functions.

Any debugging information entry representing the declaration of an object or type artificially generated by a compiler and not explicitly declared by the source program may have a `DW_AT_artificial` attribute, which is a flag.

2.12 Address Classes

Some systems support different classes of addresses. The address class may affect the way a pointer is dereferenced or the way a subroutine is called.

Any debugging information entry representing a pointer or reference type or a subroutine or subroutine type may have a `DW_AT_address_class` attribute, whose value is an integer constant. The set of permissible values is specific to each target architecture. The value `DW_ADDR_none`, however, is common to all encodings, and means that no address class has been specified.

2.13 Non-Defining Declarations and Completions

A debugging information entry representing a program entity typically represents the defining declaration of that entity. In certain contexts, however, a debugger might need information about a declaration of an entity that is not also a definition, or is otherwise incomplete, to evaluate an expression correctly.

As an example, consider the following fragment of C code:

```
void myfunc()
{
    int x;
    {
        extern float x;
        g(x);
    }
}
```

C scoping rules require that the value of the variable `x` passed to the function `g` is the value of the global `float` variable `x` rather than of the local `int` variable `x`.

2.13.1 Non-Defining Declarations

A debugging information entry that represents a non-defining or otherwise incomplete declaration of a program entity has a `DW_AT_declaration` attribute, which is a flag.

A non-defining type declaration may nonetheless have children as illustrated in Section [E.2.3 on page 416](#).

2.13.2 Declarations Completing Non-Defining Declarations

A debugging information entry that represents a declaration that completes another (earlier) non-defining declaration may have a `DW_AT_specification` attribute whose value is a [reference](#) to the debugging information entry representing the non-defining declaration. A debugging information entry with a `DW_AT_specification` attribute does not need to duplicate information provided by the debugging information entry referenced by that specification attribute.

When the non-defining declaration is contained within a type that has been placed in a separate type unit (see [Section 3.1.4 on page 76](#)), the `DW_AT_specification` attribute cannot refer directly to the entry in the type unit. Instead, the current compilation unit may contain a “skeleton” declaration of the type, which contains only the relevant declaration and its ancestors as necessary to provide the context (including containing types and namespaces). The `DW_AT_specification` attribute would then be a reference to the declaration entry within the skeleton declaration tree. The debugging information entry for the top-level type in the skeleton tree may contain a `DW_AT_signature` attribute whose value is the type signature (see [Section 7.31 on page 262](#)).

Not all attributes of the debugging information entry referenced by a `DW_AT_specification` attribute apply to the referring debugging information entry. For example, `DW_AT_sibling` and `DW_AT_declaration` cannot apply to a referring entry.

2.14 Declaration Coordinates

It is sometimes useful in a debugger to be able to associate a declaration with its occurrence in the program source.

Any debugging information entry representing the declaration of an object, module, subprogram or type may have `DW_AT_decl_file`, `DW_AT_decl_line` and `DW_AT_decl_column` attributes, each of whose value is an unsigned [integer constant](#).

The value of the `DW_AT_decl_file` attribute corresponds to a file number from the line number information table for the compilation unit containing the debugging information entry and represents the source file in which the declaration appeared (see [Section 6.2 on page 159](#)). ■

The value of the `DW_AT_decl_line` attribute represents the source line number at which the first character of the identifier of the declared object appears. The value 0 indicates that no source line has been specified.

1 The value of the `DW_AT_decl_column` attribute represents the source column
2 number at which the first character of the identifier of the declared object
3 appears. The value 0 indicates that no column has been specified.

4 **2.15 Identifier Names**

5 Any debugging information entry representing a program entity that has been
6 given a name may have a `DW_AT_name` attribute, whose value of class `string`
7 represents the name. A debugging information entry containing no name
8 attribute, or containing a name attribute whose value consists of a name
9 containing a single null byte, represents a program entity for which no name was
10 given in the source.

11 *Because the names of program objects described by DWARF are the names as they appear*
12 *in the source program, implementations of language translators that use some form of*
13 *mangled name (as do many implementations of C++) should use the unmangled form of*
14 *the name in the `DW_AT_name` attribute, including the keyword operator (in names such*
15 *as “operator +”), if present. See also Section 2.22 following regarding the use of*
16 *`DW_AT_linkage_name` for mangled names. Sequences of multiple whitespace characters*
17 *may be compressed.*

18 *For additional discussion, see the Best Practices section of the DWARF Wiki*
19 *(http://wiki.dwarfstd.org/index.php?title=Best_Practices.)*

20 **2.16 Data Locations and DWARF Procedures**

21 Any debugging information entry describing a data object (which includes
22 variables and parameters) or `common blocks` may have a `DW_AT_location`
23 attribute, whose value is a location description (see Section 2.6 on page 43).

24 A DWARF procedure is represented by any debugging information entry that
25 has a `DW_AT_location` attribute. If a suitable entry is not otherwise available, a
26 DWARF procedure can be represented using a debugging information entry with
27 the tag `DW_TAG_dwarf_procedure` together with a `DW_AT_location` attribute.

28 A DWARF procedure is called by a `DW_OP_call2`, `DW_OP_call4` or
29 `DW_OP_call_ref` DWARF expression operator (see Section 2.5.2.5 on page 39).

2.17 Code Addresses, Ranges and Base Addresses

Any debugging information entry describing an entity that has a machine code address or range of machine code addresses, which includes compilation units, module initialization, subroutines, lexical blocks, try/catch blocks (see Section 3.8 on page 102), labels and the like, may have

- A `DW_AT_low_pc` attribute for a single address,
- A `DW_AT_low_pc` and `DW_AT_high_pc` pair of attributes for a single contiguous range of addresses, or
- A `DW_AT_ranges` attribute for a non-contiguous range of addresses.

If a producer emits no machine code for an entity, none of these attributes are specified. Equivalently, a producer may emit such an attribute using the reserved target address (see Section 2.4.1 on page 26) for the non-existent entity.

The **base address** of the scope for any of the debugging information entries listed above is given by either the `DW_AT_low_pc` attribute or the first address in the first range entry in the list of ranges given by the `DW_AT_ranges` attribute. If there is no such attribute, the base address is undefined.

2.17.1 Single Address

When there is a single address associated with an entity, such as a label or alternate entry point of a subprogram, the entry has a `DW_AT_low_pc` attribute whose value is the address for the entity.

2.17.2 Contiguous Address Range

When the set of addresses of a debugging information entry can be described as a single contiguous range, the entry may have a `DW_AT_low_pc` and `DW_AT_high_pc` pair of attributes. The value of the `DW_AT_low_pc` attribute is the address of the first instruction associated with the entity. If the value of the `DW_AT_high_pc` is of class address, it is the address of the first location past the last instruction associated with the entity; if it is of class constant, the value is an unsigned integer offset which when added to the low PC gives the address of the first location past the last instruction associated with the entity.

The high PC value may be beyond the last valid instruction in the executable.

2.17.3 Non-Contiguous Address Ranges

Range lists are used when the set of addresses for a debugging information entry cannot be described as a single contiguous range. Range lists are contained in a separate object file section called `.debug_rnglists` or `.debug_rnglists.dwo` (in split units).

A range list is identified by a `DW_AT_ranges` or other attribute whose value is of class `rnglist` (see Section 7.5.5 on page 227).

This range list representation, the `rnglist` class, and the related `DW_AT_rnglists_base` attribute are new in DWARF Version 5. Together they eliminate most or all of the object language relocations previously needed for range lists.

Each range list entry is one of the following kinds:

- **Bounded range.** This kind of entry defines an address range that is included in the range list. The starting address is the lowest address of the address range. The ending address is the address of the first location past the highest address of the address range.

There are several kinds of bounded range entries which specify the starting and ending addresses in different ways.

In the case of a range list entry where the range is defined by a starting address and either an ending address or a length, a starting address consisting of the reserved address value (see Section 2.4.1 on page 26) indicates a non-existent range, which is equivalent to omitting the description.

- **Base address.** This kind of entry provides an address to be used as the base address for the beginning and ending address offsets given in certain bounded range entries. The applicable base address of a range list entry is determined by the closest preceding base address entry in the same range list. If there is no preceding base address entry, then the applicable base address defaults to the base address of the compilation unit (see Section 3.1.1 on page 66).

In the case of a compilation unit where all of the machine code is contained in a single contiguous section, no base address entry is needed.

If the base address is the reserved target address, either explicitly or by default, then the range of any range list entry defined relative to that base address is non-existent, which is equivalent to omitting the range list entry.

- **End-of-list.** This kind of entry marks the end of the range list.

Chapter 2. General Description

1 Each range list consists of a sequence of zero or more bounded range or base
2 address entries, terminated by an end-of-list entry.

3 A range list containing only an end-of-list entry describes an empty scope (which
4 contains no instructions).

5 Bounded range entries in a range list may not overlap. There is no requirement
6 that the entries be ordered in any particular way.

7 *A bounded range entry whose beginning and ending addresses are equal (including zero)*
8 *indicates an empty range and may be ignored.*

9 Each range list entry begins with a single byte identifying the kind of that entry,
10 followed by zero or more operands depending on the kind.

11 In the descriptions that follow, the term **address index** means the index of an
12 address in the `.debug_addr` section. This index is relative to the value of the
13 `DW_AT_addr_base` attribute of the associated compilation unit. The address
14 given by this kind of operand is *not* relative to the compilation unit base address.

15 The following entry kinds are defined for use in both split or non-split units:

16 1. **DW_RLE_end_of_list**

17 An end-of-list entry contains no further data.

18 *A series of this kind of entry may be used for padding or alignment purposes.*

19 2. **DW_RLE_base_addressx**

20 A base address entry has one unsigned LEB128 operand. The operand value
21 is an address index (into the `.debug_addr` section) that indicates the
22 applicable base address used by following `DW_RLE_offset_pair` entries.

23 3. **DW_RLE_startx_endx**

24 This is a form of **bounded range** (see page 58) entry that has two unsigned
25 LEB128 operands. The operand values are address indices (into the
26 `.debug_addr` section) that indicate the starting and ending addresses,
27 respectively, that define the address range.

28 4. **DW_RLE_startx_length**

29 This is a form of **bounded range** (see page 58) entry that has two unsigned
30 ULEB operands. The first value is an address index (into the `.debug_addr`
31 section) that indicates the beginning of the address range. The second value is
32 the length of the range.

5. **DW_RLE_offset_pair**

This is a form of [bounded range](#) (see page 58) entry that has two unsigned LEB128 operands. The values of these operands are the starting and ending offsets, respectively, relative to the applicable base address, that define the address range.

6. **DW_RLE_include_rnglistx**

This is a form of range inclusion, that has one unsigned LEB128 operand. The value is an index into the `.debug_rnglists` section, interpreted the same way as the operand of [DW_FORM_rnglistx](#) to find a target list of entries, which will be regarded as part of the current range list, up to the [DW_RLE_end_of_list](#) entry.

The following kinds of range entry may be used only in non-split units:

6. **DW_RLE_base_address**

A base address entry has one target address operand. This operand is the same size as used in [DW_FORM_addr](#). This address is used as the base address when interpreting offsets in subsequent location list entries of kind [DW_RLE_offset_pair](#).

7. **DW_RLE_start_end**

This is a form of [bounded range](#) (see page 58) entry that has two target address operands. Each operand is the same size as used in [DW_FORM_addr](#). These indicate the starting and ending addresses, respectively, that define the address range for which the following location is valid.

8. **DW_RLE_start_length**

This is a form of [bounded range](#) (see page 58) entry that has one target address operand value and an unsigned LEB128 integer length operand value. The address is the beginning address of the range over which the location description is valid, and the length is the number of bytes in that range.

9. **DW_RLE_include_rnglist**

This is a form of list inclusion, that has one offset operand. The value is an offset into the `.debug_rnglists` section, like the operand of a [DW_FORM_sec_offset](#) location list. The offset identifies the first entry of a location list whose entries are to be regarded as part of the current location list, up to the [DW_RLE_end_of_list](#) entry.

2.18 Entry Address

The entry or first executable instruction generated for an entity, if applicable, is often the lowest addressed instruction of a contiguous range of instructions. In other cases, the entry address needs to be specified explicitly.

Any debugging information entry describing an entity that has a range of code addresses, which includes compilation units, module initialization, subroutines, lexical blocks, try/catch blocks, and the like, may have a `DW_AT_entry_pc` attribute to indicate the entry address which is the address of the instruction where execution begins within that range of addresses. If the value of the `DW_AT_entry_pc` attribute is of class `address` that address is the entry address; or, if it is of class `constant`, the value is an unsigned integer offset which, when added to the base address of the function, gives the entry address.

If no `DW_AT_entry_pc` attribute is present, then the entry address is assumed to be the same as the base address of the containing scope.

2.19 Static and Dynamic Values of Attributes

Some attributes that apply to types specify a property (such as the lower bound of an array) that is an integer value, where the value may be known during compilation or may be computed dynamically during execution.

The value of these attributes is determined based on the class as follows:

- For a `constant`, the value of the constant is the value of the attribute.
- For a `reference`, the value of the attribute is determined indirectly via a reference to another debugging information entry.
 - If the referenced entry describes a constant (e.g., has a `DW_AT_const_value` attribute), the attribute value is the value of that constant.
 - If the referenced entry describes a data object (see Section 4.1 on page 105) or common block (see Section 4.2 on page 108), the attribute value is the value of the data object or common block.
 - If the referenced entry represents a data member (e.g. has either a `DW_AT_data_member_location` or a `DW_AT_data_bit_offset` attribute), the attribute value is the value of the data member.
- For an `exprval`, the value is interpreted as a DWARF expression; evaluation of the expression yields the value of the attribute.

1 *Prior to DWARF Version 6, a reference to a DWARF procedure (see Section 2.16 on*
2 *page 56) that is not a data object or common block was allowed. This type of reference*
3 *was removed in DWARF Version 6. Instead, a producer may use a form of class `exprval`*
4 *or `locdesc` with a `DW_OP_call_ref` operator to call the DWARF procedure.*

5 **2.20 Entity Descriptions**

6 *Some debugging information entries may describe entities in the program that are*
7 *artificial, or which otherwise have a “name” that is not a valid identifier in the*
8 *programming language. This attribute provides a means for the producer to indicate the*
9 *purpose or usage of the containing debugging infor*

10 Generally, any debugging information entry that has, or may have, a
11 `DW_AT_name` attribute, may also have a `DW_AT_description` attribute whose
12 value is a null-terminated string providing a description of the entity.

13 *It is expected that a debugger will display these descriptions as part of displaying other*
14 *properties of an entity.*

15 **2.21 Byte and Bit Sizes**

16 Many debugging information entries allow either a `DW_AT_byte_size` attribute
17 or a `DW_AT_bit_size` attribute, whose `integer constant` value (see Section 2.19)
18 specifies an amount of storage. The value of the `DW_AT_byte_size` attribute is
19 interpreted in bytes and the value of the `DW_AT_bit_size` attribute is interpreted
20 in bits. The `DW_AT_string_length_byte_size` and `DW_AT_string_length_bit_size`
21 attributes are similar.

22 In addition, the `integer constant` value of a `DW_AT_byte_stride` attribute is
23 interpreted in bytes and the `integer constant` value of a `DW_AT_bit_stride`
24 attribute is interpreted in bits.

25 **2.22 Linkage Names**

26 *Some language implementations, notably C++ and similar languages, make use of*
27 *implementation-defined names within object files that are different from the identifier*
28 *names (see Section 2.15 on page 56) of entities as they appear in the source. Such names,*
29 *sometimes known as mangled names, are used in various ways, such as: to encode*
30 *additional information about an entity, to distinguish multiple entities that have the*
31 *same name, and so on. When an entity has an associated distinct linkage name it may*
32 *sometimes be useful for a producer to include this name in the DWARF description of the*

1 *program to facilitate consumer access to and use of object file information about an entity*
2 *and/or information that is encoded in the linkage name itself.*

3 A debugging information entry may have a **DW_AT_linkage_name** attribute
4 whose value is a null-terminated string containing the object file linkage name
5 associated with the corresponding entity.

6 **2.23 Template Parameters**

7 *In C++, a template is a generic definition of a class, function, member function, or*
8 *typedef (alias). A template has formal parameters that can be types or constant values;*
9 *the class, function, member function, or typedef is instantiated differently for each*
10 *distinct combination of type or value actual parameters. DWARF does not represent the*
11 *generic template definition, but does represent each instantiation.*

12 A debugging information entry that represents a template instantiation will
13 contain child entries describing the actual template parameters. The containing
14 entry and each of its child entries reference a template parameter entry in any
15 circumstance where the template definition referenced a formal template
16 parameter.

17 A template type parameter is represented by a debugging information entry with
18 the tag **DW_TAG_template_type_parameter**. A template value parameter is
19 represented by a debugging information entry with the tag
20 **DW_TAG_template_value_parameter**. The actual template parameter entries
21 appear in the same order as the corresponding template formal parameter
22 declarations in the source program.

23 A type or value parameter entry may have a **DW_AT_name** attribute, whose
24 value is a null-terminated string containing the name of the corresponding
25 formal parameter. The entry may also have a **DW_AT_default_value** attribute,
26 which is a flag indicating that the value corresponds to the default argument for
27 the template parameter.

28 A template type parameter entry has a **DW_AT_type** attribute describing the
29 actual type by which the formal is replaced.

30 A template value parameter entry has a **DW_AT_type** attribute describing the
31 type of the parameterized value. The entry also has an attribute giving the actual
32 compile-time or run-time constant value of the value parameter for this
33 instantiation. This can be a **DW_AT_const_value** attribute, whose value is the
34 compile-time constant value as represented on the target architecture, or a
35 **DW_AT_location** attribute, whose value is a single location description for the
36 run-time constant address.

1 **2.24 Alignment**

2 A debugging information entry may have a **DW_AT_alignment** attribute whose
3 value of class **constant** is a positive, non-zero, integer describing the alignment of
4 the entity.

5 *For example, an alignment attribute whose value is 8 indicates that the entity to which it*
6 *applies occurs at an address that is a multiple of eight (not a multiple of 2^8 or 256).*

Chapter 3

Program Scope Entries

This section describes debugging information entries that relate to different levels of program scope: compilation, module, subprogram, and so on. Except for separate type entries (see Section 3.1.4 on page 76), these entries may be thought of as ranges of text addresses within the program.

3.1 Unit Entries

A DWARF object file is an object file that contains one or more DWARF compilation units, of which there are these kinds:

- A **full compilation unit** describes a complete compilation, possibly in combination with related partial compilation units and/or type units.
- A **partial compilation unit** describes a part of a compilation (generally corresponding to an imported module) which is imported into one or more related full compilation units.
- A **type unit** is a specialized unit (similar to a compilation unit) that represents a type whose description may be usefully shared by multiple other units.

These first three kinds of compilation unit are sometimes called “conventional” compilation units—they are kinds of compilation units that were defined prior to DWARF Version 5. Conventional compilation units are part of the same object file as the compiled code and data (whether relocatable, executable, shared and so on). The word “conventional” is usually omitted in these names, unless needed to distinguish them from the similar split compilation units below.

Chapter 3. Program Scope Entries

- A **skeleton compilation unit** represents the DWARF debugging information for a compilation using a minimal description that identifies a separate split compilation unit that provides the remainder (and most) of the description.

A skeleton compilation acts as a minimal conventional full compilation (see above) that identifies and is paired with a corresponding split full compilation (as described below). Like the conventional compilation units, a skeleton compilation unit is part of the same object file as the compiled code and data.

- A **split compilation unit** describes a complete compilation, possibly in combination with related type compilation units. It corresponds to a specific skeleton compilation unit.
- A **split type unit** is a specialized compilation unit that represents a type whose description may be usefully shared by multiple other units.

Split compilation units and split type units may be contained in object files separate from those containing the program code and data. These object files are not processed by a linker; thus, split units do not depend on underlying object file relocations.

Either a full compilation unit or a partial compilation unit may be logically incorporated into another compilation unit using an imported unit entry (see Section 3.2.5 on page 82).

A partial compilation unit is not defined for use within a split object file.

In the remainder of this document, the word “compilation” in the phrase “compilation unit” is generally omitted, unless it is deemed needed for clarity or emphasis.

3.1.1 Full and Partial Compilation Unit Entries

A full compilation unit is represented by a debugging information entry with the tag **DW_TAG_compile_unit**. A partial compilation unit is represented by a debugging information entry with the tag **DW_TAG_partial_unit**.

In a simple compilation, a single compilation unit with the tag **DW_TAG_compile_unit** represents a complete object file and the tag **DW_TAG_partial_unit** (as well as tag **DW_TAG_type_unit**) is not used. In a compilation employing the DWARF space compression and duplicate elimination techniques from Appendix E.1 on page 394, multiple compilation units using the tags **DW_TAG_compile_unit**, **DW_TAG_partial_unit** and/or **DW_TAG_type_unit** are used to represent portions of an object file.

Chapter 3. Program Scope Entries

1 *A full compilation unit typically represents the text and data contributed to an*
2 *executable by a single relocatable object file. It may be derived from several source files,*
3 *including pre-processed header files. A partial compilation unit typically represents a*
4 *part of the text and data of a relocatable object file, in a manner that can potentially be*
5 *shared with the results of other compilations to save space. It may be derived from an*
6 *“include file,” template instantiation, or other implementation-dependent portion of a*
7 *compilation. A full compilation unit can also function in a manner similar to a partial*
8 *compilation unit in some cases. See Appendix E on page 394 for discussion of related*
9 *compression techniques.*

10 A full or partial compilation unit entry owns debugging information entries that
11 represent all or part of the declarations made in the corresponding compilation.
12 In the case of a partial compilation unit, the containing scope of its owned
13 declarations is indicated by imported unit entries in one or more other
14 compilation unit entries that refer to that partial compilation unit (see Section
15 3.2.5 on page 82).

16 A full or partial compilation unit entry must have either a `DW_AT_low_pc` and
17 `DW_AT_high_pc` pair of attributes or a `DW_AT_ranges` attribute whose values
18 encode the contiguous or non-contiguous address ranges, respectively, of the
19 machine instructions generated for the compilation unit (see Section 2.17 on
20 page 57).

21 A full or partial compilation unit entry may also have the following attributes:

- 22 1. A `DW_AT_low_pc` attribute may be specified in combination with
23 `DW_AT_ranges` to specify the default base address for use in location lists
24 (see Section 2.6.2 on page 48) and range lists (see Section 2.17.3 on page 58).
- 25 2. A `DW_AT_name` attribute whose value is a null-terminated string containing
26 the full or relative path name (relative to the value of the `DW_AT_comp_dir`
27 attribute, see below) of the primary source file from which the compilation
28 unit was derived.
- 29 3. A `DW_AT_language_name` attribute whose constant value is an integer code
30 indicating the source language of the compilation unit. The set of language
31 names and their meanings are given in Table 3.1 on the following page.

32 *The most recent list of approved language names and applicable versions may be*
33 *found at <http://dwarfstd.org/languages-v6.html>.*

Chapter 3. Program Scope Entries

Table 3.1: Language names

| Language name | Meaning | Version Scheme (See Table 3.2) |
|-------------------------|--------------------------------|-----------------------------------|
| DW_LNAME_Ada | ISO Ada | YYYY |
| DW_LNAME_Assembly | Assembly | |
| DW_LNAME_BLISS | BLISS | |
| DW_LNAME_C | ISO C | YYYYMM |
| DW_LNAME_C_plus_plus | ISO C++ | YYYYMM |
| DW_LNAME_Cobol | ISO COBOL | YYYY |
| DW_LNAME_CPP_for_OpenCL | C++ for OpenCL | VVMM |
| DW_LNAME_Crystal | Crystal | |
| DW_LNAME_C_sharp | C# | |
| DW_LNAME_D | D | |
| DW_LNAME_Dylan | Dylan | |
| DW_LNAME_Fortran | ISO Fortran | YYYY |
| DW_LNAME_Go | Go | |
| DW_LNAME_GLSL | OpenGL Shading Language | VVMMPP |
| DW_LNAME_GLSL_ES | OpenGL ES Shading Language | VVMMPP |
| DW_LNAME_Haskell | Haskell | |
| DW_LNAME_HIP | HIP Language | |
| DW_LNAME_HLSL | High-Level Shading Language | YYYY |
| DW_LNAME_Hylo | Hylo Language | |
| DW_LNAME_Java | Java | |
| DW_LNAME_Julia | Julia | |
| DW_LNAME_Kotlin | Kotlin | |
| DW_LNAME_Metal | Metal | VVMMPP |
| DW_LNAME_Modula2 | ISO Modula-2 | |
| DW_LNAME_Modula3 | Modula-3 | |
| DW_LNAME_Mojo | Mojo Language | |
| DW_LNAME_Move | Move Language | YYYYMM |

Continued on next page

Chapter 3. Program Scope Entries

| Language name | Meaning | Version Scheme |
|--------------------------------|------------------------------|----------------|
| DW_LNAME_ObjC | Objective C | YYYYMM |
| DW_LNAME_ObjC_plus_plus | Objective C++ | YYYYMM |
| DW_LNAME_OCaml | OCaml | |
| DW_LNAME_Odin | Odin | YYYYMM |
| DW_LNAME_OpenCL_C ¹ | OpenCL C | VVMM |
| DW_LNAME_OpenCL_CPP | OpenCL C++ | VVMM |
| DW_LNAME_P4 | P4 | VVMMPP |
| DW_LNAME_Pascal | ISO Pascal | YYYY |
| DW_LNAME_PLI | ANSI PL/I | |
| DW_LNAME_Python | Python | |
| DW_LNAME_RenderScript | RenderScript Kernel Language | |
| DW_LNAME_Ruby | Ruby | VVMMPP |
| DW_LNAME_Rust | Rust | |
| DW_LNAME_Swift | Swift | VVMM |
| DW_LNAME_SYCL | SYCL | YYYYRR |
| DW_LNAME_UPC | UPC (Unified Parallel C) | |
| DW_LNAME_Zig | Zig | |

- 1 4. A `DW_AT_language_version` attribute may be specified whose constant
2 value is an integer value that indicates the version of the source language.
3 This value is encoded using one of several schemes as shown in Table 3.2 on
4 [the next page](#). A value of zero is equivalent to omitting this attribute.
- 5 5. A `DW_AT_stmt_list` attribute whose value is a section offset to the line
6 number information for this compilation unit.
- 7 This information is placed in a separate object file section from the debugging
8 information entries themselves. The value of the statement list attribute is the
9 offset in the `.debug_line` section of the first byte of the line number
10 information for this compilation unit (see Section 6.2 on page 159).

¹This is equivalent to `DW_LANG_OpenCL` in DWARF Version 5

Chapter 3. Program Scope Entries

Table 3.2: Version Encoding Schemes

| Scheme | Encoding |
|---------------------|-----------------------------------------------------------------------------------------------------------------------------------------------------------------------------------------------------------|
| YYYY | Year in which the language definition was released. |
| YYYYMM [†] | Year in which the language definition was released times 100 plus the ordinal number of the month (from 1 to 12). <i>For example, 202206 represents June of 2022.</i> |
| YYYYRR | Year in which the language definition was released times 100 plus the revision number. <i>For example, 202007 represents version 2020 revision 7 while 202011 represents version 2020 revision 11.</i> |
| VVMM | Major version number times 100 plus the minor version number. <i>For example, 306 represents version 3.6 while 312 represents version 3.12.</i> |
| VVMMPP | Major version number times 10,000 plus the minor version number times 100 plus the patch version number. <i>For example, 30607 represents version 3.6.7 while 31215 represents version 3.12.15.</i> |

[†] For the YYYYMM version scheme, to convert a version number to a specific release, it is good practice to treat the version numbers listed on the <http://dwarfstd.org/languages-v6.html> website as the maximum version that is interpreted as belonging to a specific release. This way producers can emit version numbers for unreleased upcoming specifications, by using, e.g., the date the compiler was built.

- 1 6. A `DW_AT_macros` attribute whose value is a section offset to the macro
2 information for this compilation unit.
3 This information is placed in a separate object file section from the debugging
4 information entries themselves. The value of the macro information attribute
5 is the offset in the `.debug_macro` section of the first byte of the macro
6 information for this compilation unit (see Section 6.3 on page 176). ■

Chapter 3. Program Scope Entries

- 1 7. A `DW_AT_comp_dir` attribute whose value is a null-terminated string
2 containing the current working directory of the compilation command that
3 produced this compilation unit in whatever form makes sense for the host
4 system.

5 If a relative path is used in `DW_AT_comp_dir`, it will be relative to the
6 location of the linked image containing the `DW_AT_comp_dir` entry.

7 *In some cases a producer may allow the user to specify a relative path for*
8 *`DW_AT_comp_dir`. There are a few cases in which this is useful, but in general using*
9 *a relative path for `DW_AT_comp_dir` is discouraged as it will not work well in many*
10 *cases including the following: different relative paths are used within the same build;*
11 *the build system creates multiple linked images in different directories; the final linked*
12 *image is moved before being debugged; .o files that need to be debugged directly.*

- 13 8. A `DW_AT_producer` attribute whose value is a null-terminated string
14 containing information about the compiler that produced the compilation
15 unit.

16 *The actual contents of the string will be specific to each producer, but should begin*
17 *with the name of the compiler producer or some other identifying character sequence*
18 *that will avoid confusion with other producer values.*

- 19 9. A `DW_AT_identifier_case` attribute whose integer constant value is a code
20 describing the treatment of identifiers within this compilation unit. The set of
21 identifier case codes is given in Table 3.3.

Table 3.3: Identifier case codes

`DW_ID_case_sensitive`
`DW_ID_up_case`
`DW_ID_down_case`
`DW_ID_case_insensitive`

22 `DW_ID_case_sensitive` is the default for all compilation units that do not
23 have this attribute. It indicates that names given as the values of
24 `DW_AT_name` attributes in debugging information entries for the
25 compilation unit reflect the names as they appear in the source program.

26 *A debugger should be sensitive to the case of identifier names when doing identifier*
27 *lookups.*

Chapter 3. Program Scope Entries

1 **DW_ID_up_case** means that the producer of the debugging information for
2 this compilation unit converted all source names to upper case. The values of
3 the name attributes may not reflect the names as they appear in the source
4 program.

5 *A debugger should convert all names to upper case when doing lookups.*

6 **DW_ID_down_case** means that the producer of the debugging information
7 for this compilation unit converted all source names to lower case. The values
8 of the name attributes may not reflect the names as they appear in the source
9 program.

10 *A debugger should convert all names to lower case when doing lookups.*

11 **DW_ID_case_insensitive** means that the values of the name attributes reflect
12 the names as they appear in the source program but that case is not
13 significant.

14 *A debugger should ignore case when doing lookups.*

- 15 10. A **DW_AT_base_types** attribute whose value is a [reference](#). This attribute
16 points to a debugging information entry representing another compilation
17 unit. It may be used to specify the compilation unit containing the base type
18 entries used by entries in the current compilation unit (see Section 5.1 on
19 [page 111](#)).

20 *This attribute provides a consumer a way to find the definition of base types for a*
21 *compilation unit that does not itself contain such definitions. This allows a consumer,*
22 *for example, to interpret a type conversion to a base type correctly.*

- 23 11. A **DW_AT_use_UTF8** attribute, which is a [flag](#) whose presence indicates that
24 all strings (such as the names of declared entities in the source program, or
25 filenames in the line number table) are represented using the UTF-8
26 representation.

- 27 12. A **DW_AT_main_subprogram** attribute, which is a [flag](#), whose presence
28 indicates that the compilation unit contains a subprogram that has been
29 identified as the starting subprogram of the program. If more than one
30 compilation unit contains this flag, any one of them may contain the starting
31 function.

32 *Fortran has a PROGRAM statement which is used to specify and provide a*
33 *user-specified name for the main subroutine of a program. C uses the name "main" to*
34 *identify the main subprogram of a program. Some other languages provide similar or*
35 *other means to identify the main subprogram of a program. The*
36 *[DW_AT_main_subprogram](#) attribute may also be used to identify such subprograms*
37 *(see Section 3.3.1 on page 83).*

Chapter 3. Program Scope Entries

- 1 13. A `DW_AT_entry_pc` attribute whose value is the address of the first
2 executable instruction of the unit (see Section 2.18 on page 61).
- 3 14. A `DW_AT_str_offsets` attribute, whose value is of class `stroffsetsptr`. This
4 attribute points to the header of the compilation unit's contribution to the
5 `.debug_str_offsets` (or `.debug_str_offsets.dwo`) section. Indirect string
6 references (using `DW_FORM_strx`, `DW_FORM_strx1`, `DW_FORM_strx2`,
7 `DW_FORM_strx3` or `DW_FORM_strx4`) within the compilation unit are
8 interpreted as indices into the array of offsets following that header.
- 9 15. A `DW_AT_addr_base` attribute, whose value is of class `addrptr`. This
10 attribute points to the beginning of the compilation unit's contribution to the
11 `.debug_addr` section. Indirect references (using `DW_FORM_addrx`,
12 `DW_FORM_addrx1`, `DW_FORM_addrx2`, `DW_FORM_addrx3`,
13 `DW_FORM_addrx4`, `DW_OP_addrx`, `DW_OP_constx`,
14 `DW_LLE_base_addressx`, `DW_LLE_startx_endx`, `DW_LLE_startx_length`,
15 `DW_RLE_base_addressx`, `DW_RLE_startx_endx` or `DW_RLE_startx_length`)
16 within the compilation unit are interpreted as indices relative to this base.
- 17 16. A `DW_AT_rnglists_base` attribute, whose value is of class `rnglistsptr`. This
18 attribute points to the beginning of the offsets table (immediately following
19 the header) of the compilation unit's contribution to the `.debug_rnglists`
20 section. References to range lists (using `DW_FORM_rnglistx`) within the
21 compilation unit are interpreted relative to this base.
- 22 17. A `DW_AT_loclists_base` attribute, whose value is of class `loclistsptr`. This
23 attribute points to the beginning of the offsets table (immediately following
24 the header) of the compilation unit's contribution to the `.debug_loclists`
25 section. References to value lists and location lists (using `DW_FORM_loclistx`)
26 within the compilation unit are interpreted relative to this base.

27 The base address of a compilation unit is defined as the value of the
28 `DW_AT_low_pc` attribute, if present; otherwise, it is undefined. If the base
29 address is undefined, then any DWARF entry or structure defined in terms of the
30 base address of that compilation unit is not valid.

3.1.2 Skeleton Compilation Unit Entries

When generating a split DWARF object file (see Section 7.3.2 on page 200), the compilation unit in the `.debug_info` section is a "skeleton" compilation unit with the tag `DW_TAG_skeleton_unit`, which contains a `DW_AT_dwo_name` attribute as well as a subset of the attributes of a full or partial compilation unit. In general, it contains those attributes that are necessary for the consumer to locate the object file where the split full compilation unit can be found, and for the consumer to interpret references to addresses in the program.

A skeleton compilation unit has no children.

A skeleton compilation unit has the following attributes:

1. A `DW_AT_dwo_name` attribute whose value is a null-terminated string containing the full or relative path name (relative to the value of the `DW_AT_comp_dir` attribute, see below) of the object file that contains the full compilation unit.

The value in the `dwo_id` field of the unit header for this unit is the same as the value in the `dwo_id` field of the unit header of the corresponding full compilation unit (see Section 7.5.1 on page 213).

The means of determining a compilation unit ID does not need to be similar or related to the means of determining a type unit signature. However, it should be suitable for detecting file version skew or other kinds of mismatched files and for looking up a full split unit in a DWARF package file (see Section 7.3.5 on page 203).

2. Either a `DW_AT_low_pc` and `DW_AT_high_pc` pair of attributes or a `DW_AT_ranges` attribute whose values encode the contiguous or non-contiguous address ranges, respectively, of the machine instructions generated for the compilation unit (see Section 2.17 on page 57).

A skeleton compilation unit may have additional attributes, which are the same as for conventional compilation unit entries except as noted, from among the following:

3. A `DW_AT_stmt_list` attribute.
4. A `DW_AT_comp_dir` attribute.

1 5. A `DW_AT_use_UTF8` attribute.

2 *This attribute applies to strings referred to by the skeleton compilation unit entry*
3 *itself, and strings in the associated line number information. The representation for*
4 *strings in the object file referenced by the `DW_AT_dwo_name` attribute is determined*
5 *by the presence of a `DW_AT_use_UTF8` attribute in the full compilation unit (see*
6 *Section 3.1.3).*

7 6. A `DW_AT_str_offsets` attribute, for indirect strings references from the
8 corresponding split full compilation unit.

9 7. A `DW_AT_addr_base` attribute.

10 8. A `DW_AT_rnglists_base` attribute, for range list entry references from the
11 corresponding split full compilation unit.

12 All other attributes of a compilation unit entry (described in Section 3.1.1 on
13 page 66) are placed in the split full compilation unit (see 3.1.3). The attributes
14 provided by the skeleton compilation unit entry do not need to be repeated in
15 the full compilation unit entry.

16 *The `DW_AT_addr_base`, `DW_AT_str_offsets`, and `DW_AT_rnglists_base` attributes*
17 *provide context that may be necessary to interpret the contents of the corresponding split*
18 *DWARF object file.*

19 *The `DW_AT_base_types` attribute is not defined for a skeleton compilation unit.*

20 3.1.3 Split Full Compilation Unit Entries

21 A **split full compilation unit** is represented by a debugging information entry
22 with tag `DW_TAG_compile_unit`. It is very similar to a conventional full
23 compilation unit but is logically paired with a specific skeleton compilation unit
24 while being physically separate.

25 A split full compilation unit may have the following attributes, which are the
26 same as for conventional compilation unit entries except as noted:

- 27 1. A `DW_AT_name` attribute.
- 28 2. A `DW_AT_language_name` attribute.
- 29 3. A `DW_AT_language_version` attribute.
- 30 4. A `DW_AT_macros` attribute.
- 31 5. A `DW_AT_producer` attribute.
- 32 6. A `DW_AT_identifier_case` attribute.

1 7. A [DW_AT_main_subprogram](#) attribute.

2 8. A [DW_AT_entry_pc](#) attribute.

3 9. A [DW_AT_use_UTF8](#) attribute.

4 *The following attributes are not part of a split full compilation unit entry but instead are*
5 *inherited (if present) from the corresponding skeleton compilation unit:*

6 [DW_AT_addr_base](#), [DW_AT_comp_dir](#), [DW_AT_high_pc](#), [DW_AT_low_pc](#),
7 [DW_AT_ranges](#) and [DW_AT_stmt_list](#).

8 *The [DW_AT_base_types](#) attribute is not defined for a split full compilation unit.*

9 *Use of [DW_FORM_sec_offset](#) and other equivalent encodings (for example, the abbrev*
10 *offset in a compilation unit header) are resolved relative to the beginning of the*
11 *contribution of the relevant section within the dwo or dwp file and cannot be used for*
12 *sharing content between multiple compilation units. [DW_FORM_sec_offset](#) may not be*
13 *used when a reference to content in the skeleton unit is required (as the value present in*
14 *the dwo file could not be relocated during linking of the skeleton units), such as for the*
15 *[addrptr](#) class.*

16 3.1.4 Type Unit Entries

17 An object file may contain any number of separate type unit entries, each
18 representing a single complete type definition. Each type unit must be uniquely
19 identified by an 8-byte signature, stored as part of the type unit, which can be
20 used to reference the type definition from debugging information entries in other
21 compilation units and type units.

22 Conventional and split type units are identical except for the sections in which
23 they are represented (see Section [7.3.2 on page 200](#) for details). Moreover, the
24 [DW_AT_str_offsets](#) attribute (see below) is not used in a split type unit.

25 A type unit is represented by a debugging information entry with the tag
26 [DW_TAG_type_unit](#). A type unit entry owns debugging information entries that
27 represent the definition of a single type, plus additional debugging information
28 entries that may be necessary to include as part of the definition of the type.

29 A type unit entry may have the following attributes:

- 30 1. A [DW_AT_language_name](#) attribute, whose constant value is an integer
31 code indicating the source language used to define the type. The set of
32 language names and their meanings are given in Table [3.1 on page 68](#).
- 33 2. A [DW_AT_language_version](#) attribute, whose constant value is an integer
34 code indicating the source language version as described in Table [3.2 on](#)
35 [page 70](#).

Chapter 3. Program Scope Entries

- 1 3. A `DW_AT_stmt_list` attribute whose value of class `lineptr` points to the line
2 number information for this type unit.

3 *Because type units do not describe any code, they do not actually need a line number*
4 *table, but the line number headers contain a list of directories and file names that may*
5 *be referenced by the `DW_AT_decl_file` attribute of the type or part of its description.*

6 *In an object file with a conventional compilation unit entry, the type unit entries may*
7 *refer to (share) the line number table used by the compilation unit. In a type unit*
8 *located in a split compilation unit, the `DW_AT_stmt_list` attribute refers to a*
9 *“specialized” line number table in the `.debug_line.dwo` section, which contains*
10 *only the list of directories and file names.*

11 *All type unit entries in a split DWARF object file may (but are not required to) refer*
12 *to the same specialized line number table.*

- 13 4. A `DW_AT_use_UTF8` attribute, which is a flag whose presence indicates that
14 all strings referred to by this type unit entry, its children, and its associated
15 specialized line number table, are represented using the UTF-8
16 representation.

- 17 5. A `DW_AT_str_offsets` attribute, whose value is of class `stroffsetsptr`. This
18 attribute points to the header of the type unit’s contribution to the
19 `.debug_str_offsets` section. Indirect string references (using
20 `DW_FORM_strx`, `DW_FORM_strx1`, `DW_FORM_strx2`, `DW_FORM_strx3` or
21 `DW_FORM_strx4`) within the type unit are interpreted as indices into the
22 array of offsets following that header.

23 A type unit entry for a given type T owns a debugging information entry that
24 represents a defining declaration of type T. If the type is nested within enclosing
25 types or namespaces, the debugging information entry for T is nested within
26 debugging information entries describing its containers; otherwise, T is a direct
27 child of the type unit entry.

28 A type unit entry may also own additional debugging information entries that
29 represent declarations of additional types that are referenced by type T and have
30 not themselves been placed in separate type units. Like T, if an additional type U
31 is nested within enclosing types or namespaces, the debugging information entry
32 for U is nested within entries describing its containers; otherwise, U is a direct
33 child of the type unit entry.

34 The containing entries for types T and U are declarations, and the outermost
35 containing entry for any given type T or U is a direct child of the type unit entry.
36 The containing entries may be shared among the additional types and between T
37 and the additional types.

Chapter 3. Program Scope Entries

1 *Examples of these kinds of relationships are found in Section E.2.1 on page 406 and*
2 *Section E.2.3 on page 416.*

3 *Types are not required to be placed in type units. In general, only large types such as*
4 *structure, class, enumeration, and union types included from header files should be*
5 *considered for separate type units. Base types and other small types are not usually worth*
6 *the overhead of placement in separate type units. Types that are unlikely to be replicated,*
7 *such as those defined in the main source file, are also better left in the main compilation*
8 *unit.*

9 **3.2 Module, Namespace and Importing Entries**

10 *Modules and namespaces provide a means to collect related entities into a single entity*
11 *and to manage the names of those entities.*

12 **3.2.1 Module Entries**

13 *Several languages have the concept of a “module.” A Modula-2 definition module may be*
14 *represented by a module entry containing a declaration attribute ([DW_AT_declaration](#)).*
15 *A Fortran 90 module may also be represented by a module entry (but no declaration*
16 *attribute is warranted because Fortran has no concept of a corresponding module body).*

17 A module is represented by a debugging information entry with the tag
18 [DW_TAG_module](#). Module entries may own other debugging information
19 entries describing program entities whose declaration scopes end at the end of
20 the module itself.

21 If the module has a name, the module entry has a [DW_AT_name](#) attribute whose
22 value is a null-terminated string containing the module name.

23 The module entry may have either a [DW_AT_low_pc](#) and [DW_AT_high_pc](#) pair
24 of attributes or a [DW_AT_ranges](#) attribute whose values encode the contiguous
25 or non-contiguous address ranges, respectively, of the machine instructions
26 generated for the module initialization code (see Section 2.17 on page 57). It may
27 also have a [DW_AT_entry_pc](#) attribute whose value is the address of the first
28 executable instruction of that initialization code (see Section 2.18 on page 61).

29 If the module has been assigned a priority, it may have a [DW_AT_priority](#)
30 attribute. The value of this attribute is a reference to another debugging
31 information entry describing a variable with a constant value. The value of this
32 variable is the actual constant value of the module’s priority, represented as it
33 would be on the target architecture.

3.2.2 Namespace Entries

C++ has the notion of a namespace, which provides a way to implement name hiding, so that names of unrelated things do not accidentally clash in the global namespace when an application is linked together.

A namespace is represented by a debugging information entry with the tag `DW_TAG_namespace`. A namespace extension is represented by a `DW_TAG_namespace` entry with a `DW_AT_extension` attribute referring to the previous extension, or if there is no previous extension, to the original `DW_TAG_namespace` entry. A namespace extension entry does not need to duplicate information in a previous extension entry of the namespace nor need it duplicate information in the original namespace entry. (Thus, for a namespace with a name, a `DW_AT_name` attribute need only be attached directly to the original `DW_TAG_namespace` entry.)

Namespace and namespace extension entries may own other debugging information entries describing program entities whose declarations occur in the namespace.

A namespace may have a `DW_AT_export_symbols` attribute which is a **flag** which indicates that all member names defined within the namespace may be referenced as if they were defined within the containing namespace.

This may be used to describe an inline namespace in C++.

If a type, variable, or function declared in a namespace is defined outside of the body of the namespace declaration, that type, variable, or function definition entry has a `DW_AT_specification` attribute whose value is a **reference** to the debugging information entry representing the declaration of the type, variable or function. Type, variable, or function entries with a `DW_AT_specification` attribute do not need to duplicate information provided by the declaration entry referenced by the specification attribute.

The C++ global namespace (the namespace referred to by `::f`, for example) is not explicitly represented in DWARF with a namespace entry (thus mirroring the situation in C++ source). Global items may be simply declared with no reference to a namespace.

The C++ compilation unit specific “unnamed namespace” may be represented by a namespace entry with no name attribute in the original namespace declaration entry (and therefore no name attribute in any namespace extension entry of this namespace). C++ states that declarations in the unnamed namespace are implicitly available in the containing scope; a producer should make this effect explicit with the `DW_AT_export_symbols` attribute, or by using a `DW_TAG_imported_module` that is a sibling of the namespace entry and references it.

Chapter 3. Program Scope Entries

1 *A compiler emitting namespace information may choose to explicitly represent*
2 *namespace extensions, or to represent the final namespace declaration of a compilation*
3 *unit; this is a quality-of-implementation issue and no specific requirements are given*
4 *here. If only the final namespace is represented, it is impossible for a debugger to interpret*
5 *using declaration references in exactly the manner defined by the C++ language.*

6 *For C++ namespace examples, see Appendix D.3 on page 337.*

7 **3.2.3 Imported (or Renamed) Declaration Entries**

8 *Some languages support the concept of importing into or making accessible in a given*
9 *unit certain declarations that occur in a different module or scope. An imported*
10 *declaration may sometimes be given another name.*

11 *An imported declaration is represented by one or more debugging information*
12 *entries with the tag **DW_TAG_imported_declaration**. When an overloaded entity*
13 *is imported, there is one imported declaration entry for each overloading. Each*
14 *imported declaration entry has a **DW_AT_import** attribute, whose value is a*
15 *reference to the debugging information entry representing the declaration that is*
16 *being imported.*

17 *An imported declaration may also have a **DW_AT_name** attribute whose value is*
18 *a null-terminated string containing the name by which the imported entity is to*
19 *be known in the context of the imported declaration entry (which may be*
20 *different than the name of the entity being imported). If no name is present, then*
21 *the name by which the entity is to be known is the same as the name of the entity*
22 *being imported.*

23 *An imported declaration entry with a name attribute may be used as a general*
24 *means to rename or provide an alias for an entity, regardless of the context in*
25 *which the importing declaration or the imported entity occurs.*

26 *A C++ namespace alias may be represented by an imported declaration entry with a*
27 *name attribute whose value is a null-terminated string containing the alias name and a*
28 ***DW_AT_import** attribute whose value is a reference to the applicable original namespace*
29 *or namespace extension entry.*

30 *A C++ using declaration may be represented by one or more imported declaration entries.*
31 *When the using declaration refers to an overloaded function, there is one imported*
32 *declaration entry corresponding to each overloading. Each imported declaration entry*
33 *has no name attribute but it does have a **DW_AT_import** attribute that refers to the entry*
34 *for the entity being imported. (C++ provides no means to “rename” an imported entity,*
35 *other than a namespace).*

1 *A Fortran use statement with an “only list” may be represented by a series of imported*
2 *declaration entries, one (or more) for each entity that is imported. An entity that is*
3 *renamed in the importing context may be represented by an imported declaration entry*
4 *with a name attribute that specifies the new local name.*

5 **3.2.4 Imported Module Entries**

6 *Some languages support the concept of importing into or making accessible in a given*
7 *unit all of the declarations contained within a separate module or namespace.*

8 An imported module declaration is represented by a debugging information
9 entry with the tag **DW_TAG_imported_module**. An imported module entry
10 contains a **DW_AT_import** attribute whose value is a **reference** to the module or
11 namespace entry containing the definition and/or declaration entries for the
12 entities that are to be imported into the context of the imported module entry.

13 An imported module declaration may own a set of imported declaration entries,
14 each of which refers to an entry in the module whose corresponding entity is to
15 be known in the context of the imported module declaration by a name other
16 than its name in that module. Any entity in the module that is not renamed in
17 this way is known in the context of the imported module entry by the same name
18 as it is declared in the module.

19 *A C++ using directive may be represented by an imported module entry, with a*
20 ***DW_AT_import** attribute referring to the namespace entry of the appropriate extension*
21 *of the namespace (which might be the original namespace entry) and no owned entries.*

22 *A Fortran use statement with a “rename list” may be represented by an imported module*
23 *entry with an import attribute referring to the module and owned entries corresponding*
24 *to those entities that are renamed as part of being imported.*

25 *A Fortran use statement with neither a “rename list” nor an “only list” may be*
26 *represented by an imported module entry with an import attribute referring to the*
27 *module and no owned child entries.*

28 *A use statement with an “only list” is represented by a series of individual imported*
29 *declaration entries as described in Section 3.2.3 on the previous page.*

Chapter 3. Program Scope Entries

1 *A Fortran use statement for an entity in a module that is itself imported by a use*
2 *statement without an explicit mention may be represented by an imported declaration*
3 *entry that refers to the original debugging information entry. For example, given*

```
module A
integer X, Y, Z
end module

module B
use A
end module

module C
use B, only Q => X
end module
```

4 *the imported declaration entry for Q within module C refers directly to the variable*
5 *declaration entry for X in module A because there is no explicit representation for X in*
6 *module B.*

7 *A similar situation arises for a C++ using declaration that imports an entity in terms of*
8 *a namespace alias. See Appendix D.3 on page 337 for an example.*

9 **3.2.5 Imported Unit Entries**

10 The place where a normal or partial compilation unit is imported is represented
11 by a debugging information entry with the tag **DW_TAG_imported_unit**. An
12 imported unit entry contains a **DW_AT_import** attribute whose value is a
13 [reference](#) to the normal or partial compilation unit entry whose declarations
14 logically belong at the place of the imported unit entry.

15 *An imported unit entry does not necessarily correspond to any entity or construct in the*
16 *source program. It is merely “glue” used to relate a partial unit, or a compilation unit*
17 *used as a partial unit, to a place in some other compilation unit.*

18 **3.3 Subroutine and Entry Point Entries**

19 The following tags exist to describe debugging information entries for
20 subroutines and entry points:

| | |
|----------------------------------|-----------------------------------------------------------|
| DW_TAG_subprogram | A subroutine or function |
| DW_TAG_inlined_subroutine | A particular inlined instance of a subroutine or function |
| DW_TAG_entry_point | An alternate entry point |

3.3.1 General Subroutine and Entry Point Information

The subroutine or entry point entry has a `DW_AT_name` attribute whose value is a null-terminated string containing the subroutine or entry point name. It may also have a `DW_AT_linkage_name` attribute as described in Section 2.22 on page 62.

If the name of the subroutine described by an entry with the tag `DW_TAG_subprogram` is visible outside of its containing compilation unit, that entry has a `DW_AT_external` attribute, which is a **flag**.

Additional attributes for functions that are members of a class or structure are described in Section 5.7.8 on page 129.

A subroutine entry may contain a `DW_AT_main_subprogram` attribute which is a **flag** whose presence indicates that the subroutine has been identified as the starting function of the program. If more than one subprogram contains this flag, any one of them may be the starting subroutine of the program.

See also Section 3.1 on page 65) regarding the related use of this attribute to indicate that a compilation unit contains the main subroutine of a program.

3.3.1.1 Calling Convention Information

A subroutine entry may contain a `DW_AT_calling_convention` attribute, whose value is an **integer constant**. The set of calling convention codes for subroutines is given in Table 3.4.

Table 3.4: Calling convention codes for subroutines

`DW_CC_normal`
`DW_CC_program`
`DW_CC_nocall`

If this attribute is not present, or its value is the constant `DW_CC_normal`, then the subroutine may be safely called by obeying the “standard” calling conventions of the target architecture. If the value of the calling convention attribute is the constant `DW_CC_nocall`, the subroutine does not obey standard calling conventions, and it may not be safe for the debugger to call this subroutine.

Note that `DW_CC_normal` is also used as a calling convention code for certain types (see Table 5.5 on page 125).

Chapter 3. Program Scope Entries

1 If the semantics of the language of the compilation unit containing the
2 subroutine entry distinguishes between ordinary subroutines and subroutines
3 that can serve as the “main program,” that is, subroutines that cannot be called
4 directly according to the ordinary calling conventions, then the debugging
5 information entry for such a subroutine may have a calling convention attribute
6 whose value is the constant `DW_CC_program`.

7 *A common debugger feature is to allow the debugger user to call a subroutine within the*
8 *subject program. In certain cases, however, the generated code for a subroutine will not*
9 *obey the standard calling conventions for the target architecture and will therefore not be*
10 *safe to call from within a debugger.*

11 *The `DW_CC_program` value is intended to support Fortran main programs which in*
12 *some implementations may not be callable or which must be invoked in a special way. It*
13 *is not intended as a way of finding the entry address for the program.*

14 3.3.1.2 Miscellaneous Subprogram Properties

15 *In C there is a difference between the types of functions declared using function prototype*
16 *style declarations and those declared using non-prototype declarations.*

17 A subroutine entry declared with a function prototype style declaration may
18 have a `DW_AT_prototyped` attribute, which is a `flag`. The attribute indicates
19 whether a subroutine entry point corresponds to a function declaration that
20 includes parameter prototype information.

21 A subprogram entry may have a `DW_AT_elemental` attribute, which is a `flag`.
22 The attribute indicates whether the subroutine or entry point was declared with
23 the “elemental” keyword or property.

24 A subprogram entry may have a `DW_AT_pure` attribute, which is a `flag`. The
25 attribute indicates whether the subroutine was declared with the “pure”
26 keyword or property.

27 A subprogram entry may have a `DW_AT_recursive` attribute, which is a `flag`. The
28 attribute indicates whether the subroutine or entry point was declared with the
29 “recursive” keyword or property.

30 A subprogram entry may have a `DW_AT_noreturn` attribute, which is a `flag`. The
31 attribute indicates whether the subprogram was declared with the “noreturn”
32 keyword or property indicating that the subprogram can be called, but will never
33 return to its caller.

Chapter 3. Program Scope Entries

1 *The Fortran language allows the keywords `elemental`, `pure` and `recursive` to be*
2 *included as part of the declaration of a subroutine; these attributes reflect that usage.*
3 *These attributes are not relevant for languages that do not support similar keywords or*
4 *syntax. In particular, the `DW_AT_recursive` attribute is neither needed nor appropriate*
5 *in languages such as C where functions support recursion by default.*

6 **3.3.1.3 Call Site-Related Attributes**

7 *While subprogram attributes in the previous section provide information about the*
8 *subprogram and its entry point(s) as a whole, the following attributes provide summary*
9 *information about the calls that occur within a subprogram.*

10 A subroutine entry may have `DW_AT_call_all_tail_calls`, `DW_AT_call_all_calls`
11 and/or `DW_AT_call_all_source_calls` attributes, each of which is a flag. These
12 flags indicate the completeness of the call site information provided by call site
13 entries (see Section 3.4.1 on page 98) within the subprogram.

14 The `DW_AT_call_all_tail_calls` attribute indicates that every tail call that occurs
15 in the code for the subprogram is described by a `DW_TAG_call_site` entry. (There
16 may or may not be other non-tail calls to some of the same target subprograms.)

17 The `DW_AT_call_all_calls` attribute indicates that every non-inlined call (either a
18 tail call or a normal call) that occurs in the code for the subprogram is described
19 by a `DW_TAG_call_site` entry.

20 The `DW_AT_call_all_source_calls` attribute indicates that every call that occurs in
21 the code for the subprogram, including every call inlined into it, is described by
22 either a `DW_TAG_call_site` entry or a `DW_TAG_inlined_subroutine` entry;
23 further, any call that is optimized out is nonetheless also described using a
24 `DW_TAG_call_site` entry that has neither a `DW_AT_call_pc` nor
25 `DW_AT_call_return_pc` attribute.

26 *The `DW_AT_call_all_source_calls` attribute is intended for debugging information*
27 *format consumers that analyze call graphs.*

28 If the the `DW_AT_call_all_source_calls` attribute is present then the
29 `DW_AT_call_all_calls` and `DW_AT_call_all_tail_calls` attributes are also
30 implicitly present. Similarly, if the `DW_AT_call_all_calls` attribute is present then
31 the `DW_AT_call_all_tail_calls` attribute is implicitly present.

3.3.2 Subroutine and Entry Point Return Types

If the subroutine or entry point is a function that returns a value, then its debugging information entry has a `DW_AT_type` attribute to denote the type returned by that function.

Debugging information entries for C void functions should not have an attribute for the return type.

Debugging information entries for declarations of C++ member functions with an `auto` return type specifier should use an unspecified type entry (see Section 5.2 on page 117). The debugging information entry for the corresponding definition should provide the deduced return type. This practice causes the description of the containing class to be consistent across compilation units, allowing the class declaration to be placed into a separate type unit if desired.

3.3.3 Subroutine and Entry Point Locations

A subroutine entry may have either a `DW_AT_low_pc` and `DW_AT_high_pc` pair of attributes or a `DW_AT_ranges` attribute whose values encode the contiguous or non-contiguous address ranges, respectively, of the machine instructions generated for the subroutine (see Section 2.17 on page 57).

A subroutine entry may also have a `DW_AT_entry_pc` attribute whose value is the address of the first executable instruction of the subroutine (see Section 2.18 on page 61).

An entry point has a `DW_AT_low_pc` attribute whose value is the relocated address of the first machine instruction generated for the entry point.

Subroutines and entry points may also have a `DW_AT_address_class` attribute, if appropriate, to specify the addressing mode to be used in calling that subroutine.

A subroutine entry representing a subroutine declaration that is not also a definition does not have code address or range attributes.

3.3.4 Declarations Owned by Subroutines and Entry Points

The declarations enclosed by a subroutine or entry point are represented by debugging information entries that are owned by the subroutine or entry point entry. Entries representing the formal parameters of the subroutine or entry point appear in the same order as the corresponding declarations in the source program.

Chapter 3. Program Scope Entries

1 *There is no ordering requirement for entries for declarations other than formal*
2 *parameters. The formal parameter entries may be interspersed with other entries used by*
3 *formal parameter entries, such as type entries.*

4 The unspecified (sometimes called “varying”) parameters of a subroutine
5 parameter list are represented by a debugging information entry with the tag
6 **DW_TAG_unspecified_parameters**.

7 The entry for a subroutine that includes a Fortran **common block** has a child
8 entry with the tag **DW_TAG_common_inclusion**. The common inclusion entry
9 has a **DW_AT_common_reference** attribute whose value is a **reference** to the
10 debugging information entry for the common block being included (see Section
11 **4.2 on page 108**).

12 **3.3.5 Low-Level Information**

13 **3.3.5.1 Return Address Location**

14 A subroutine or entry point entry may have a **DW_AT_return_addr** attribute,
15 whose value is a location description. The location specified is the place where
16 the return address for the subroutine or entry point is stored.

17 **3.3.5.2 Frame Base**

18 A subroutine or entry point entry may also have a **DW_AT_frame_base** attribute,
19 whose value is a location description that describes the “frame base” for the
20 subroutine or entry point. If the location description is a simple register location
21 description, the given register contains the frame base address. If the location
22 description is a DWARF expression, the result of evaluating that expression is the
23 frame base address. Finally, for a location list, this interpretation applies to each
24 location description contained in the list of location list entries.

25 *The use of one of the **DW_OP_reg<n>** operations in this context is equivalent to using*
26 ***DW_OP_breg<n>(0)** but more compact. However, these are not equivalent in general.*

27 *The frame base for a subprogram is typically an address relative to the first unit of storage*
28 *allocated for the subprogram’s stack frame. The **DW_AT_frame_base** attribute can be*
29 *used in several ways:*

- 30 1. *In subprograms that need location lists to locate local variables, the*
31 ***DW_AT_frame_base** can hold the needed location list, while all variables’ location*
32 *descriptions can be simpler ones involving the frame base.*
- 33 2. *It can be used in resolving “up-level” addressing within nested routines. (See also*
34 ***DW_AT_static_link**, below)*

1 **3.3.5.3 Nested subroutines and up-level references**

2 *Some languages support nested subroutines. In such languages, it is possible to reference*
3 *the local variables of an outer subroutine from within an inner subroutine. The*
4 *[DW_AT_static_link](#) and [DW_AT_frame_base](#) attributes allow debuggers to support this*
5 *same kind of referencing.*

6 If a subroutine or entry point is nested, it may have a [DW_AT_static_link](#)
7 attribute, whose value is a location description that computes the frame base of
8 the relevant instance of the subroutine that immediately encloses the subroutine
9 or entry point.

10 In the context of supporting nested subroutines, the [DW_AT_frame_base](#)
11 attribute value obeys the following constraints:

- 12 1. It computes a value that does not change during the life of the subprogram,
13 and
- 14 2. The computed value is unique among instances of the same subroutine.

15 *For typical [DW_AT_frame_base](#) use, this means that a recursive subroutine's stack*
16 *frame must have non-zero size.*

17 *If a debugger is attempting to resolve an up-level reference to a variable, it uses the*
18 *nesting structure of DWARF to determine which subroutine is the lexical parent and the*
19 *[DW_AT_static_link](#) value to identify the appropriate active frame of the parent. It can*
20 *then attempt to find the reference within the context of the parent.*

21 **3.3.5.4 Lanes in SIMD Vectorization**

22 *SIMD instructions process multiple data elements in one instruction. The number of*
23 *data elements that is processed with one instruction is typically referred to as the SIMD*
24 *width. Each individual data element is typically referred to as SIMD lane.*

25 *When generating code for a SIMD architecture, compilers may need to implicitly widen*
26 *the source code to match the SIMD width of the instruction set they are using. Source*
27 *variables are widened into a vector of variables, with one instance per SIMD lane.*

28 A subroutine that is implicitly vectorized may have a [DW_AT_num_lanes](#)
29 attribute whose value describes the implicit vectorization factor and the
30 corresponding number of lanes in the generated code. The value of this attribute
31 is determined as described in Section 2.19 on page 61.

32 To refer to individual lanes in such vectorized code, for example to describe the
33 location of widened source variables, producers may use the [DW_OP_push_lane](#)
34 operation (see Section 2.5.2.3 on page 33) to have the consumer supply the

1 current focus lane for which to evaluate the expression. The pushed lane index
2 must be an unsigned integer value between zero (inclusive) and the value of
3 [DW_AT_num_lanes](#) (exclusive) at the current location.

4 If the attribute is omitted, its value is defined by the ABI.

5 *If the source code had already been vectorized and is not further widened by the compiler,*
6 *the value should be one.*

7 *This value does not only apply to vector instructions. If a loop or function has been*
8 *widened, the entire loop or function body shall be annotated with the vectorization factor.*

9 **3.3.6 Types Thrown by Exceptions**

10 *In C++ a subroutine may declare a set of types which it may validly throw.*

11 If a subroutine explicitly declares that it may throw an exception of one or more
12 types, each such type is represented by a debugging information entry with the
13 tag [DW_TAG_thrown_type](#). Each such entry is a child of the entry representing
14 the subroutine that may throw this type. Each thrown type entry contains a
15 [DW_AT_type](#) attribute, whose value is a [reference](#) to an entry describing the type
16 of the exception that may be thrown.

17 **3.3.7 Function Template Instantiations**

18 *In C++, a function template is a generic definition of a function that is instantiated*
19 *differently for calls with values of different types. DWARF does not represent the generic*
20 *template definition, but does represent each instantiation.*

21 A function template instantiation is represented by a debugging information
22 entry with the tag [DW_TAG_subprogram](#). With the following exceptions, such
23 an entry will contain the same attributes and will have the same types of child
24 entries as would an entry for a subroutine defined explicitly using the
25 instantiation types and values. The exceptions are:

- 26 1. Template parameters are described and referenced as specified in [Section 2.23](#)
27 [on page 63](#).
- 28 2. If the compiler has generated a separate compilation unit to hold the template
29 instantiation and that compilation unit has a different name from the
30 compilation unit containing the template definition, the name attribute for
31 the debugging information entry representing that compilation unit is empty
32 or omitted.

3. If the subprogram entry representing the template instantiation or any of its child entries contain declaration coordinate attributes, those attributes refer to the source for the template definition, not to any source generated artificially by the compiler for this instantiation.

3.3.8 Inlinable and Inlined Subroutines

A declaration or a definition of an inlinable subroutine is represented by a debugging information entry with the tag `DW_TAG_subprogram`. The entry for a subroutine that is explicitly declared to be available for inline expansion or that was expanded inline implicitly by the compiler has a `DW_AT_inline` attribute whose value is an `integer constant`. The set of values for the `DW_AT_inline` attribute is given in Table 3.5.

Table 3.5: Inline codes

| Name | Meaning |
|------------------------------------------|-----------------------------------------------------------------------------------------------------------------------------------|
| <code>DW_INL_not_inlined</code> | Not declared inline nor inlined by the compiler (equivalent to the absence of the containing <code>DW_AT_inline</code> attribute) |
| <code>DW_INL_inlined</code> | Not declared inline but inlined by the compiler |
| <code>DW_INL_declared_not_inlined</code> | Declared inline but not inlined by the compiler |
| <code>DW_INL_declared_inlined</code> | Declared inline and inlined by the compiler |

In C++, a function or a constructor declared with `constexpr` is implicitly declared inline. The abstract instance (see Section 3.3.8.1) is represented by a debugging information entry with the tag `DW_TAG_subprogram`. Such an entry has a `DW_AT_inline` attribute whose value is `DW_INL_inlined`.

3.3.8.1 Abstract Instances

Any subroutine entry that contains a `DW_AT_inline` attribute whose value is other than `DW_INL_not_inlined` is known as an **abstract instance root**. Any debugging information entry that is owned (either directly or indirectly) by an abstract instance root is known as an **abstract instance entry**. Any set of abstract instance entries that are all children (either directly or indirectly) of some abstract instance root, together with the root itself, is known as an **abstract instance tree**. However, in the case where an abstract instance tree is nested within another

Chapter 3. Program Scope Entries

1 abstract instance tree, the entries in the nested abstract instance tree are not
2 considered to be entries in the outer abstract instance tree.

3 Each abstract instance root is either part of a larger tree (which gives a context for
4 the root) or uses [DW_AT_specification](#) to refer to the declaration in context.

5 *For example, in C++ the context might be a namespace declaration or a class declaration.*

6 *Abstract instance trees are defined so that no entry is part of more than one abstract
7 instance tree.*

8 Attributes and children in an abstract instance are shared by all concrete
9 instances (see Section 3.3.8.2).

10 A debugging information entry that is a member of an abstract instance tree may
11 not contain any attributes which describe aspects of the subroutine which vary
12 between distinct inlined expansions or distinct out-of-line expansions.

13 *For example, the [DW_AT_low_pc](#), [DW_AT_high_pc](#), [DW_AT_ranges](#),
14 [DW_AT_entry_pc](#), [DW_AT_location](#), [DW_AT_return_addr](#) and [DW_AT_start_scope](#)
15 attributes typically should be omitted; however, this list is not exhaustive.*

16 *It would not make sense normally to put these attributes into abstract instance entries
17 since such entries do not represent actual (concrete) instances and thus do not actually
18 exist at run-time. However, see Appendix D.7.3 on page 357 for a contrary example.*

19 The rules for the relative location of entries belonging to abstract instance trees
20 are exactly the same as for other similar types of entries that are not abstract.
21 Specifically, the rule that requires that an entry representing a declaration be a
22 direct child of the entry representing the scope of the declaration applies equally
23 to both abstract and non-abstract entries. Also, the ordering rules for formal
24 parameter entries, member entries, and so on, all apply regardless of whether or
25 not a given entry is abstract.

26 3.3.8.2 Concrete Instances

27 Each inline expansion of a subroutine is represented by a debugging information
28 entry with the tag [DW_TAG_inlined_subroutine](#). Each such entry is a direct
29 child of the entry that represents the scope within which the inlining occurs.

30 Each inlined subroutine entry may have either a [DW_AT_low_pc](#) and
31 [DW_AT_high_pc](#) pair of attributes or a [DW_AT_ranges](#) attribute whose values
32 encode the contiguous or non-contiguous address ranges, respectively, of the
33 machine instructions generated for the inlined subroutine (see Section 2.17
34 following). An inlined subroutine entry may also contain a [DW_AT_entry_pc](#)

Chapter 3. Program Scope Entries

1 attribute, representing the first executable instruction of the inline expansion (see
2 Section 2.18 on page 61).

3 An inlined subroutine entry may also have `DW_AT_call_file`, `DW_AT_call_line`
4 and `DW_AT_call_column` attributes, each of whose value is an integer constant.
5 These attributes represent the source file, source line number, and source column
6 number, respectively, of the first character of the statement or expression that
7 caused the inline expansion. The call file, call line, and call column attributes are
8 interpreted in the same way as the declaration file, declaration line, and
9 declaration column attributes, respectively (see Section 2.14 on page 55).

10 *The call file, call line and call column coordinates do not describe the coordinates of the*
11 *subroutine declaration that was inlined, rather they describe the coordinates of the call.*

12 An inlined subroutine entry may have a `DW_AT_const_expr` attribute, which is a
13 flag whose presence indicates that the subroutine has been evaluated as a
14 compile-time constant. Such an entry may also have a `DW_AT_const_value`
15 attribute, whose value may be of any form that is appropriate for the
16 representation of the subroutine's return value. The value of this attribute is the
17 actual return value of the subroutine, represented as it would be on the target
18 architecture.

19 *In C++, if a function or a constructor declared with `constexpr` is called with constant*
20 *expressions, then the corresponding concrete inlined instance has a `DW_AT_const_expr`*
21 *attribute, as well as a `DW_AT_const_value` attribute whose value represents the actual*
22 *return value of the concrete inlined instance.*

23 Any debugging information entry that is owned (either directly or indirectly) by
24 a debugging information entry with the tag `DW_TAG_inlined_subroutine` is
25 referred to as a “concrete inlined instance entry.” Any entry that has the tag
26 `DW_TAG_inlined_subroutine` is known as a “concrete inlined instance root.”

27 Any set of concrete inlined instance entries that are all children (either directly or
28 indirectly) of some concrete inlined instance root, together with the root itself, is
29 known as a “concrete inlined instance tree.” However, in the case where a
30 concrete inlined instance tree is nested within another concrete instance tree, the
31 entries in the nested concrete inline instance tree are not considered to be entries
32 in the outer concrete instance tree.

Chapter 3. Program Scope Entries

1 *Concrete inlined instance trees are defined so that no entry is part of more than one*
2 *concrete inlined instance tree. This simplifies later descriptions.*

3 Each concrete inlined instance tree is uniquely associated with one (and only
4 one) abstract instance tree.

5 *Note, however, that the reverse is not true. Any given abstract instance tree may be*
6 *associated with several different concrete inlined instance trees, or may even be associated*
7 *with zero concrete inlined instance trees.*

8 Concrete inlined instance entries may omit attributes that are not specific to the
9 concrete instance (but present in the abstract instance) and need include only
10 attributes that are specific to the concrete instance (but omitted in the abstract
11 instance). In place of these omitted attributes, each concrete inlined instance
12 entry has a `DW_AT_abstract_origin` attribute that may be used to obtain the
13 missing information (indirectly) from the associated abstract instance entry. The
14 value of the abstract origin attribute is a reference to the associated abstract
15 instance entry.

16 If an entry within a concrete inlined instance tree contains attributes describing
17 the `declaration coordinates` of that entry, then those attributes refer to the file, line
18 and column of the original declaration of the subroutine, not to the point at
19 which it was inlined. As a consequence, they may usually be omitted from any
20 entry that has an abstract origin attribute.

21 For each pair of entries that are associated via a `DW_AT_abstract_origin`
22 attribute, both members of the pair have the same tag. So, for example, an entry
23 with the tag `DW_TAG_variable` can only be associated with another entry that
24 also has the tag `DW_TAG_variable`. The only exception to this rule is that the
25 root of a concrete instance tree (which must always have the tag
26 `DW_TAG_inlined_subroutine`) can only be associated with the root of its
27 associated abstract instance tree (which must have the tag
28 `DW_TAG_subprogram`).

29 In general, the structure and content of any given concrete inlined instance tree
30 will be closely analogous to the structure and content of its associated abstract
31 instance tree. There are a few exceptions:

- 32 1. An entry in the concrete instance tree may be omitted if it contains only a
33 `DW_AT_abstract_origin` attribute and either has no children, or its children
34 are omitted. Such entries would provide no useful information. In C-like
35 languages, such entries frequently include types, including structure, union,
36 class, and interface types; and members of types. If any entry within a
37 concrete inlined instance tree needs to refer to an entity declared within the

Chapter 3. Program Scope Entries

1 scope of the relevant inlined subroutine and for which no concrete instance
2 entry exists, the reference refers to the abstract instance entry.

- 3 2. Entries in the concrete instance tree which are associated with entries in the
4 abstract instance tree such that neither has a `DW_AT_name` attribute, and
5 neither is referenced by any other debugging information entry, may be
6 omitted. This may happen for debugging information entries in the abstract
7 instance trees that became unnecessary in the concrete instance tree because
8 of additional information available there. For example, an anonymous
9 variable might have been created and described in the abstract instance tree,
10 but because of the actual parameters for a particular inlined expansion, it
11 could be described as a constant value without the need for that separate
12 debugging information entry.
- 13 3. A concrete instance tree may contain entries which do not correspond to
14 entries in the abstract instance tree to describe new entities that are specific to
15 a particular inlined expansion. In that case, they will not have associated
16 entries in the abstract instance tree, do not contain `DW_AT_abstract_origin`
17 attributes, and must contain all their own attributes directly. This allows an
18 abstract instance tree to omit debugging information entries for anonymous
19 entities that are unlikely to be needed in most inlined expansions. In any
20 expansion which deviates from that expectation, the entries can be described
21 in its concrete inlined instance tree.

22 3.3.8.3 Out-of-Line Instances of Inlined Subroutines

23 Under some conditions, compilers may need to generate concrete executable
24 instances of inlined subroutines other than at points where those subroutines are
25 actually called. Such concrete instances of inlined subroutines are referred to as
26 “concrete out-of-line instances.”

27 *In C++, for example, taking the address of a function declared to be inline can necessitate*
28 *the generation of a concrete out-of-line instance of the given function.*

29 The DWARF representation of a concrete out-of-line instance of an inlined
30 subroutine is essentially the same as for a concrete inlined instance of that
31 subroutine (as described in the preceding section). The representation of such a
32 concrete out-of-line instance makes use of `DW_AT_abstract_origin` attributes in
33 exactly the same way as they are used for a concrete inlined instance (that is, as
34 references to corresponding entries within the associated abstract instance tree).

35 The differences between the DWARF representation of a concrete out-of-line
36 instance of a given subroutine and the representation of a concrete inlined
37 instance of that same subroutine are as follows:

Chapter 3. Program Scope Entries

- 1 1. The root entry for a concrete out-of-line instance of a given inlined subroutine
2 has the same tag as does its associated (abstract) inlined subroutine entry
3 (that is, tag [DW_TAG_subprogram](#) rather than
4 [DW_TAG_inlined_subroutine](#)).
- 5 2. The root entry for a concrete out-of-line instance tree is normally owned by
6 the same parent entry that also owns the root entry of the associated abstract
7 instance. However, it is not required that the abstract and out-of-line instance
8 trees be owned by the same parent entry.

9 3.3.8.4 Nested Inlined Subroutines

10 Some languages and compilers may permit the logical nesting of a subroutine
11 within another subroutine, and may permit either the outer or the nested
12 subroutine, or both, to be inlined.

13 For a non-inlined subroutine nested within an inlined subroutine, the nested
14 subroutine is described normally in both the abstract and concrete inlined
15 instance trees for the outer subroutine. All rules pertaining to the abstract and
16 concrete instance trees for the outer subroutine apply also to the abstract and
17 concrete instance entries for the nested subroutine.

18 For an inlined subroutine nested within another inlined subroutine, the
19 following rules apply to their abstract and concrete instance trees:

- 20 1. The abstract instance tree for the nested subroutine is described within the
21 abstract instance tree for the outer subroutine according to the rules in
22 Section [3.3.8.1 on page 90](#), and without regard to the fact that it is within an
23 outer abstract instance tree.
- 24 2. Any abstract instance tree for a nested subroutine is always omitted within
25 the concrete instance tree for an outer subroutine.
- 26 3. A concrete instance tree for a nested subroutine is always omitted within the
27 abstract instance tree for an outer subroutine.
- 28 4. The concrete instance tree for any inlined or out-of-line expansion of the
29 nested subroutine is described within a concrete instance tree for the outer
30 subroutine according to the rules in Sections [3.3.8.2 on page 91](#) or [3.3.8.3](#)
31 following, respectively, and without regard to the fact that it is within an
32 outer concrete instance tree.

33 *See Appendix [D.7 on page 353](#) for discussion and examples.*

3.3.9 Trampolines

A trampoline is a compiler-generated subroutine that serves as an intermediary in making a call to another subroutine. It may adjust parameters and/or the result (if any) as appropriate to the combined calling and called execution contexts.

A trampoline is represented by a debugging information entry with the tag `DW_TAG_subprogram` or `DW_TAG_inlined_subroutine` that has a `DW_AT_trampoline` attribute. The value of that attribute indicates the target subroutine of the trampoline, that is, the subroutine to which the trampoline passes control. (A trampoline entry may but need not also have a `DW_AT_artificial` attribute.)

The value of the trampoline attribute may be represented using any of the following forms:

- If the value is of class `reference`, then the value specifies the debugging information entry of the target subprogram.
- If the value is of class `address`, then the value is the relocated address of the target subprogram.
- If the value is of class `string`, then the value is the (possibly mangled) name of the target subprogram.
- If the value is of class `flag`, then the value true indicates that the containing subroutine is a trampoline but that the target subroutine is not known.

The target subprogram may itself be a trampoline. (A sequence of trampolines necessarily ends with a non-trampoline subprogram.)

In C++, trampolines may be used to implement derived virtual member functions; such trampolines typically adjust the implicit `this` parameter in the course of passing control. Other languages and environments may use trampolines in a manner sometimes known as transfer functions or transfer vectors.

Trampolines may sometimes pass control to the target subprogram using a branch or jump instruction instead of a call instruction, thereby leaving no trace of their existence in the subsequent execution context.

This attribute helps make it feasible for a debugger to arrange that stepping into a trampoline or setting a breakpoint in a trampoline will result in stepping into or setting the breakpoint in the target subroutine instead. This helps to hide the compiler generated subprogram from the user.

3.4 Call Site Entries and Parameters

A call site entry describes a call from one subprogram to another in the source program. It provides information about the actual parameters of the call so that they may be more easily accessed by a debugger. When used together with call frame information (see Section 6.4 on page 183), call site entries can be useful for computing the value of an actual parameter passed by a caller, even when the location description for the callee's corresponding formal parameter does not provide a current location for the formal parameter.

The DWARF expression for computing the value of an actual parameter at a call site may refer to registers or memory locations. The expression assumes these contain the values they would have at the point where the call is executed. After the called subprogram has been entered, these registers and memory locations might have been modified. In order to recover the values that existed at the point of the call (to allow evaluation of the DWARF expression for the actual parameter), a debugger may virtually unwind the subprogram activation (see Section 6.4 on page 183). Any register or memory location that cannot be recovered is referred to as "clobbered by the call."

A source call can be compiled into different types of machine code:

- A *normal call* uses a call-like instruction which transfers control to the start of some subprogram and preserves the call site location for use by the callee.
- A *tail call* uses a jump-like instruction which transfers control to the start of some subprogram, but there is no call site location address to preserve (and thus none is available using the virtual unwind information).
- A *tail recursion call* is a call to the current subroutine which is compiled as a jump to the current subroutine.
- An *inline (or inlined) call* is a call to an inlined subprogram, where at least one instruction has the location of the inlined subprogram or any of its blocks or inlined subprograms.

There are also different types of "optimized out" calls:

- An *optimized out (normal) call* is a call that is in unreachable code that has not been emitted (such as, for example, the call to `foo` in `if (0) foo();`).
- An *optimized out inline call* is a call to an inlined subprogram which either did not expand to any instructions or only parts of instructions belong to it and for debug information purposes those instructions are given a location in the caller.

1 [DW_TAG_call_site](#) entries describe normal and tail calls but not tail recursion
2 calls, while [DW_TAG_inlined_subroutine](#) entries describe inlined calls (see
3 Section 3.3.8 on page 90). Call site entries cannot fully describe tail recursion or
4 optimized out calls.

5 *For optimized out calls there is no code address to use for [DW_AT_call_return_pc](#) or*
6 *[DW_AT_call_pc](#) attributes; however, the fact that the source code makes a call to a certain*
7 *function at a specific source code location and whether some of the arguments have*
8 *constant values can be useful for certain consumers.*

9 3.4.1 Call Site Entries

10 A call site is represented by a debugging information entry with the tag
11 [DW_TAG_call_site](#). The entry for a call site is owned by the innermost
12 debugging information entry representing the scope within which the call is
13 present in the source program.

14 *A scope entry (for example, a lexical block) that would not otherwise be present in the*
15 *debugging information of a subroutine need not be introduced solely to represent the*
16 *immediately containing scope of a call.*

17 The call site entry may have a [DW_AT_call_return_pc](#) attribute which is the
18 return address after the call. The value of this attribute corresponds to the return
19 address computed by call frame information in the called subprogram (see
20 Section 7.23 on page 255).

21 *On many architectures the return address is the address immediately following the call*
22 *instruction, but on architectures with delay slots it might be an address after the delay*
23 *slot of the call.*

24 The call site entry may have a [DW_AT_call_pc](#) attribute which is the address of
25 the call-like instruction for a normal call or the jump-like instruction for a tail call.

26 If the call site entry corresponds to a tail call, it has the [DW_AT_call_tail_call](#)
27 attribute, which is a [flag](#).

28 The call site entry may have a [DW_AT_call_origin](#) attribute which is a [reference](#).
29 For direct calls or jumps where the called subprogram is known it is a reference
30 to the called subprogram's debugging information entry. For indirect calls it may
31 be a reference to a [DW_TAG_variable](#), [DW_TAG_formal_parameter](#) or
32 [DW_TAG_member](#) entry representing the subroutine pointer that is called.

Chapter 3. Program Scope Entries

1 The call site may have a `DW_AT_call_target` attribute which is a DWARF
2 expression. For indirect calls or jumps where it is unknown at compile time
3 which subprogram will be called the expression computes the address of the
4 subprogram that will be called.

5 *The DWARF expression should not use register or memory locations that might be*
6 *clobbered by the call.*

7 The call site entry may have a `DW_AT_call_target_clobbered` attribute which is a
8 DWARF expression. For indirect calls or jumps where the address is not
9 computable without use of registers or memory locations that might be
10 clobbered by the call the `DW_AT_call_target_clobbered` attribute is used instead
11 of the `DW_AT_call_target` attribute.

12 *The expression of a call target clobbered attribute may only be valid at the time the call or*
13 *call-like transfer of control is executed.*

14 The call site entry may have a `DW_AT_type` attribute referencing a debugging
15 information entry for the type of the called function.

16 *When `DW_AT_call_origin` is present, `DW_AT_type` is usually omitted.*

17 The call site entry may have `DW_AT_call_file`, `DW_AT_call_line` and
18 `DW_AT_call_column` attributes, each of whose value is an integer constant.
19 These attributes represent the source file, source line number, and source column
20 number, respectively, of the first character of the call statement or expression.
21 The call file, call line, and call column attributes are interpreted in the same way
22 as the declaration file, declaration line, and declaration column attributes,
23 respectively (see Section 2.14 on page 55).

24 *The call file, call line and call column coordinates do not describe the coordinates of the*
25 *subroutine declaration that was called, rather they describe the coordinates of the call.*

26 3.4.2 Call Site Parameters

27 The call site entry may own `DW_TAG_call_site_parameter` debugging
28 information entries representing the parameters passed to the call. Call site
29 parameter entries occur in the same order as the corresponding parameters in the
30 source. Each such entry has a `DW_AT_location` attribute which is a location
31 description. This location description describes where the parameter is passed
32 (usually either some register, or a memory location expressible as the contents of
33 the stack register plus some offset).

Chapter 3. Program Scope Entries

1 Each `DW_TAG_call_site_parameter` entry may have a `DW_AT_call_value`
2 attribute which is a DWARF expression which when evaluated yields the value
3 of the parameter at the time of the call.

4 *If it is not possible to avoid registers or memory locations that might be clobbered by the*
5 *call in the expression, then the `DW_AT_call_value` attribute should not be provided. The*
6 *reason for the restriction is that the value of the parameter may be needed in the midst of*
7 *the callee, where the call clobbered registers or memory might be already clobbered, and if*
8 *the consumer is not assured by the producer it can safely use those values, the consumer*
9 *can not safely use the values at all.*

10 For parameters passed by reference, where the code passes a pointer to a location
11 which contains the parameter, or for reference type parameters, the
12 `DW_TAG_call_site_parameter` entry may also have a `DW_AT_call_data_location`
13 attribute whose value is a location description and a `DW_AT_call_data_value`
14 attribute whose value is a DWARF expression. The `DW_AT_call_data_location`
15 attribute describes where the referenced value lives during the call. If it is just
16 `DW_OP_push_object_address`, it may be left out. The `DW_AT_call_data_value`
17 attribute describes the value in that location. The expression should not use
18 registers or memory locations that might be clobbered by the call, as it might be
19 evaluated after virtually unwinding from the called function back to the caller.

20 Each call site parameter entry may also have a `DW_AT_call_parameter` attribute
21 which contains a reference to a `DW_TAG_formal_parameter` entry, `DW_AT_type`
22 attribute referencing the type of the parameter or `DW_AT_name` attribute
23 describing the parameter's name.

24 *Examples using call site entries and related attributes are found in Appendix D.15 on*
25 *page 377.*

26 3.5 Lexical Block Entries

27 *A lexical block is a bracketed sequence of source statements that may contain any number*
28 *of declarations. In some languages (including C and C++), blocks can be nested within*
29 *other blocks to any depth.*

30 A lexical block is represented by a debugging information entry with the tag
31 `DW_TAG_lexical_block`.

32 The lexical block entry may have either a `DW_AT_low_pc` and `DW_AT_high_pc`
33 pair of attributes or a `DW_AT_ranges` attribute whose values encode the
34 contiguous or non-contiguous address ranges, respectively, of the machine
35 instructions generated for the lexical block (see Section 2.17 on page 57).

Chapter 3. Program Scope Entries

1 A lexical block entry may also have a [DW_AT_entry_pc](#) attribute whose value is
2 the address of the first executable instruction of the lexical block (see Section 2.18
3 on page 61).

4 If a name has been given to the lexical block in the source program, then the
5 corresponding lexical block entry has a [DW_AT_name](#) attribute whose value is a
6 null-terminated string containing the name of the lexical block.

7 *This is not the same as a C or C++ label (see Section 3.6).*

8 The lexical block entry owns debugging information entries that describe the
9 declarations within that lexical block. There is one such debugging information
10 entry for each local declaration of an identifier or inner lexical block.

11 3.6 Label Entries

12 *A label is a way of identifying a source location. A labeled statement is usually the target*
13 *of one or more “go to” statements.*

14 A label is represented by a debugging information entry with the tag
15 [DW_TAG_label](#). The entry for a label is owned by the debugging information
16 entry representing the scope within which the name of the label could be legally
17 referenced within the source program.

18 The label entry has a [DW_AT_low_pc](#) attribute whose value is the address of the
19 first executable instruction for the location identified by the label in the source
20 program. The label entry also has a [DW_AT_name](#) attribute whose value is a
21 null-terminated string containing the name of the label.

22 3.7 With Statement Entries

23 *Both Pascal and Modula-2 support the concept of a “with” statement. The with*
24 *statement specifies a sequence of executable statements within which the fields of a record*
25 *variable may be referenced, unqualified by the name of the record variable.*

26 A with statement is represented by a debugging information entry with the tag
27 [DW_TAG_with_stmt](#).

28 A with statement entry may have either a [DW_AT_low_pc](#) and [DW_AT_high_pc](#)
29 pair of attributes or a [DW_AT_ranges](#) attribute whose values encode the
30 contiguous or non-contiguous address ranges, respectively, of the machine
31 instructions generated for the with statement (see Section 2.17 on page 57).

1 A with statement entry may also have a `DW_AT_entry_pc` attribute whose value
2 is the address of the first executable instruction of the with statement (see Section
3 [2.18 on page 61](#)).

4 The with statement entry has a `DW_AT_type` attribute, denoting the type of
5 record whose fields may be referenced without full qualification within the body
6 of the statement. It also has a `DW_AT_location` attribute, describing how to find
7 the base address of the record object referenced within the body of the with
8 statement.

9 **3.8 Try and Catch Block Entries**

10 *In C++, a `lexical block` may be designated as a “catch block.” A catch block is an*
11 *exception handler that handles exceptions thrown by an immediately preceding “try*
12 *block.” A catch block designates the type of the exception that it can handle.*

13 A try block is represented by a debugging information entry with the tag
14 `DW_TAG_try_block`. A catch block is represented by a debugging information
15 entry with the tag `DW_TAG_catch_block`.

16 Both try and catch block entries may have either a `DW_AT_low_pc` and
17 `DW_AT_high_pc` pair of attributes or a `DW_AT_ranges` attribute whose values
18 encode the contiguous or non-contiguous address ranges, respectively, of the
19 machine instructions generated for the block (see Section [2.17 on page 57](#)).

20 A try or catch block entry may also have a `DW_AT_entry_pc` attribute whose
21 value is the address of the first executable instruction of the try or catch block
22 (see Section [2.18 on page 61](#)).

23 Catch block entries have at least one child entry, an entry representing the type of
24 exception accepted by that catch block. This child entry has one of the tags
25 `DW_TAG_formal_parameter` or `DW_TAG_unspecified_parameters`, and will
26 have the same form as other parameter entries.

27 The siblings immediately following a try block entry are its corresponding catch
28 block entries.

3.9 Declarations with Reduced Scope

Any debugging information entry for a declaration (including objects, subprograms, types and modules) whose scope has an address range that is a subset of the address range for the lexical scope most closely enclosing the declared entity may have a `DW_AT_start_scope` attribute to specify that reduced range of addresses.

There are two cases:

1. If the address range for the scope of the entry includes all of addresses for the containing scope except for a contiguous sequence of bytes at the beginning of the address range for the containing scope, then the address is specified using a value of class `constant`.
 - a) If the address range of the containing scope is contiguous, the value of this attribute is the offset in bytes of the beginning of the address range for the scope of the object from the low PC value of the debugging information entry that defines that containing scope.
 - b) If the address range of the containing scope is non-contiguous (see [2.17.3 on page 58](#)) the value of this attribute is the offset in bytes of the beginning of the address range for the scope of the entity from the beginning of the first range list entry for the containing scope that is not a base address entry or an end-of-list entry. ■
2. Otherwise, the set of addresses for the scope of the entity is specified using a value of class `rnglist`. This value indicates the beginning of a range list (see [Section 2.17.3 on page 58](#)). |

For example, the scope of a variable may begin somewhere in the midst of a lexical `block` in a language that allows executable code in a block before a variable declaration, or where one declaration containing initialization code may change the scope of a subsequent declaration.

Consider the following example C code:

```
float x = 99.99;
int myfunc()
{
    float f = x;
    float x = 88.99;
    return 0;
}
```

Chapter 3. Program Scope Entries

1 *C scoping rules require that the value of the variable x assigned to the variable f in the*
2 *initialization sequence is the value of the global variable x , rather than the local x ,*
3 *because the scope of the local variable x only starts after the full declarator for the local x .*

4 *Due to optimization, the scope of an object may be non-contiguous and require use of a*
5 *range list even when the containing scope is contiguous. Conversely, the scope of an*
6 *object may not require its own range list even when the containing scope is*
7 *non-contiguous.*

Chapter 4

Data Object and Object List Entries

This section presents the debugging information entries that describe individual data objects: variables, parameters and constants, and lists of those objects that may be grouped in a single declaration, such as a [common block](#).

4.1 Data Object Entries

Program variables, formal parameters and constants are represented by debugging information entries with the tags [DW_TAG_variable](#), [DW_TAG_formal_parameter](#) and [DW_TAG_constant](#), respectively.

The tag [DW_TAG_constant](#) is used for languages that have true named constants.

The debugging information entry for a program variable, formal parameter or constant may have the following attributes:

1. A [DW_AT_name](#) attribute, whose value is a null-terminated string containing the data object name.

If a variable entry describes an anonymous object (for example an anonymous union), the name attribute is omitted or its value consists of a single zero byte.

2. A [DW_AT_external](#) attribute, which is a [flag](#), if the name of a variable is visible outside of its enclosing compilation unit.

The definitions of C++ static data members of structures or classes are represented by variable entries flagged as external. Both file static and local variables in C and C++ are represented by non-external variable entries.

3. A [DW_AT_declaration](#) attribute, which is a [flag](#) that indicates whether this entry represents a non-defining declaration of an object.

Chapter 4. Data Object and Object List

- 1 4. A [DW_AT_location](#) attribute, whose value describes the location of a variable
2 or parameter at run-time.

3 If no location attribute is present in a variable entry representing the
4 definition of a variable (that is, with no [DW_AT_declaration](#) attribute), or if
5 the location attribute is present but has an empty location description (as
6 described in Section 2.6 on page 43), the variable is assumed to exist in the
7 source code but not in the executable program (but see number 10, below).

8 In a variable entry representing a non-defining declaration of a variable, the
9 location specified supersedes the location specified by the defining
10 declaration but only within the scope of the variable entry; if no location is
11 specified, then the location specified in the defining declaration applies.

12 *This can occur, for example, for a C or C++ external variable (one that is defined and
13 allocated in another compilation unit) and whose location varies in the current unit
14 due to optimization.* ■

- 15 5. A [DW_AT_type](#) attribute describing the type of the variable, constant or
16 formal parameter.

- 17 6. If the variable entry represents the defining declaration for a C++ static data
18 member of a structure, class or union, the entry has a [DW_AT_specification](#)
19 attribute, whose value is a [reference](#) to the debugging information entry
20 representing the declaration of this data member. The referenced entry also
21 has the tag [DW_TAG_variable](#) and will be a child of some class, structure or
22 union type entry.

23 If the variable entry represents a non-defining declaration,
24 [DW_AT_specification](#) may be used to reference the defining declaration of
25 the variable. If no [DW_AT_specification](#) attribute is present, the defining
26 declaration may be found as a global definition either in the current
27 compilation unit or in another compilation unit with the [DW_AT_external](#)
28 attribute.

29 Variable entries containing the [DW_AT_specification](#) attribute do not need to
30 duplicate information provided by the declaration entry referenced by the
31 specification attribute. In particular, such variable entries do not need to
32 contain attributes for the name or type of the data member whose definition
33 they represent.

- 34 7. A [DW_AT_variable_parameter](#) attribute, which is a [flag](#), if a formal
35 parameter entry represents a parameter whose value in the calling function
36 may be modified by the callee. The absence of this attribute implies that the
37 parameter's value in the calling function cannot be modified by the callee.

Chapter 4. Data Object and Object List

- 1 8. A **DW_AT_is_optional** attribute, which is a **flag**, if a parameter entry
2 represents an optional parameter.
- 3 9. A **DW_AT_default_value** attribute for a formal parameter entry. The value of
4 this attribute may be a constant, a reference to the debugging information
5 entry for a variable, a reference to a debugging information entry for a
6 DWARF procedure, or a string containing a source language fragment.
- 7 • If the attribute form is of class **constant**, that constant is interpreted as a
8 value whose type is the same as the type of the formal parameter.
9 *For a constant form there is no way to express the absence of a default value.*
 - 10 • If the attribute form is of class **reference**, and the referenced entry is for a
11 variable, the default value of the parameter is the value of the referenced
12 variable. If the reference value is 0, no default value has been specified.
 - 13 • If the attribute form is of class **string**, that string is interpreted as an
14 expression in the source language, as defined by the compilation unit's
15 **DW_AT_language_name** and **DW_AT_language_version** attributes, that
16 is to be evaluated according to the rules defined by that source language.
17 *The source language fragment may be different from the actual source text if the
18 latter contains macros which have been expanded.*
- 19 10. A **DW_AT_const_value** attribute for an entry describing a variable or formal
20 parameter whose value is constant and not represented by an object in the
21 address space of the program, or an entry describing a named constant. (Note
22 that such an entry does not have a location attribute.) The value of this
23 attribute may be a string or any of the constant data or data block forms, as
24 appropriate for the representation of the variable's value. The value is the
25 actual constant value of the variable, represented as it would be on the target
26 architecture.
27 *One way in which a formal parameter with a constant value and no location can arise
28 is for a formal parameter of an inlined subprogram that corresponds to a constant
29 actual parameter of a call that is inlined.*

- 1 11. A **DW_AT_endianity** attribute, whose value is a constant that specifies the
 2 endianness of the object. The value of this attribute specifies an ABI-defined
 3 byte ordering for the value of the object. If omitted, the default endianness of
 4 data for the given type is assumed.

5 The set of values and their meaning for this attribute is given in Table 4.1.
 6 These represent the default encoding formats as defined by the target
 7 architecture's ABI or processor definition. The exact definition of these
 8 formats may differ in subtle ways for different architectures.

Table 4.1: Endianness attribute values

| Name | Meaning |
|-----------------------|-------------------------------------------------------------------------------------------|
| DW_END_default | Default endian encoding (equivalent to the absence of a DW_AT_endianity attribute) |
| DW_END_big | Big-endian encoding |
| DW_END_little | Little-endian encoding |

- 9 12. A **DW_AT_const_expr** attribute, constant expression attribute which is a **flag**,
 10 if a variable entry represents a C++ object declared with the `constexpr`
 11 specifier. This attribute indicates that the variable can be evaluated as a
 12 compile-time constant.

13 *In C++, a variable declared with `constexpr` is implicitly `const`. Such a variable has
 14 a **DW_AT_type** attribute whose value is a **reference** to a debugging information entry
 15 describing a `const` qualified type.*

- 16 13. A **DW_AT_linkage_name** attribute for a variable or constant entry as
 17 described in Section 2.22 on page 62.

18 4.2 Common Block Entries

19 A Fortran common block may be described by a debugging information entry
 20 with the tag **DW_TAG_common_block**.

21 The common block entry has a **DW_AT_name** attribute whose value is a
 22 null-terminated string containing the common block name. It may also have a
 23 **DW_AT_linkage_name** attribute as described in Section 2.22 on page 62.

24 A common block entry also has a **DW_AT_location** attribute whose value
 25 describes the location of the beginning of the common block.

26 The common block entry owns debugging information entries describing the
 27 variables contained within the common block.

1 *Fortran allows each declarer of a common block to independently define its contents;*
2 *thus, common blocks are not types.*

3 **4.3 Namelist Entries**

4 *At least one language, Fortran 90, has the concept of a namelist. A namelist is an ordered*
5 *list of the names of some set of declared objects. The namelist object itself may be used as*
6 *a replacement for the list of names in various contexts.*

7 A namelist is represented by a debugging information entry with the tag
8 **DW_TAG_namelist**. If the namelist itself has a name, the namelist entry has a
9 **DW_AT_name** attribute, whose value is a null-terminated string containing the
10 namelist's name.

11 Each name that is part of the namelist is represented by a debugging information
12 entry with the tag **DW_TAG_namelist_item**. Each such entry is a child of the
13 namelist entry, and all of the namelist item entries for a given namelist are
14 ordered as were the list of names they correspond to in the source program.

15 Each namelist item entry contains a **DW_AT_namelist_item** attribute whose
16 value is a **reference** to the debugging information entry representing the
17 declaration of the item whose name appears in the namelist.

Chapter 4. Data Object and Object List

(empty page)

Chapter 5

Type Entries

This section presents the debugging information entries that describe program types: base types, modified types and user-defined types.

5.1 Base Type Entries

A base type is a data type that is not defined in terms of other data types. Each programming language has a set of base types that are considered to be built into that language.

A base type is represented by a debugging information entry with the tag `DW_TAG_base_type`.

A base type entry may have a `DW_AT_name` attribute whose value is a null-terminated string containing the name of the base type as recognized by the programming language of the compilation unit containing the base type entry.

A base type entry has a `DW_AT_encoding` attribute describing how the base type is encoded and is to be interpreted. The `DW_AT_encoding` attribute is described in Section 5.1.1 following.

A base type entry may have a `DW_AT_endianity` attribute as described in Section 4.1 on page 105. If omitted, the encoding assumes the representation that is the default for the target architecture.

A base type entry has a `DW_AT_byte_size` attribute or a `DW_AT_bit_size` attribute whose integer constant value (see Section 2.21 on page 62) is the amount of storage needed to hold a value of the type.

Chapter 5. Type Entries

1 For example, the C type `int` on a machine that uses 32-bit integers is represented by a
2 base type entry with a name attribute whose value is “`int`”, an encoding attribute whose
3 value is `DW_ATE_signed` and a byte size attribute whose value is 4.

4 If the value of an object of the given type does not fully occupy the storage
5 described by a byte size attribute, the base type entry may also have a
6 `DW_AT_bit_size` and a `DW_AT_data_bit_offset` attribute, both of whose values
7 are integer constant values (see Section 2.19 on page 61). The bit size attribute
8 describes the actual size in bits used to represent values of the given type. The
9 data bit offset attribute is the offset in bits from the beginning of the containing
10 storage to the beginning of the value. Bits that are part of the offset are padding.
11 If this attribute is omitted a default data bit offset of zero is assumed.

12 A `DW_TAG_base_type` entry may have additional attributes that augment
13 certain of the base type encodings; these are described in the following section.

14 5.1.1 Base Type Encodings

15 A base type entry has a `DW_AT_encoding` attribute describing how the base type
16 is encoded and is to be interpreted. The value of this attribute is an integer of
17 class constant. The set of values and their meanings for the `DW_AT_encoding`
18 attribute is given in Table 5.1 on the next page.

19 *In Table 5.1, encodings are shown in groups that have similar characteristics purely for*
20 *presentation purposes. These groups are not part of this DWARF specification.*

21 5.1.1.1 Simple Encodings

22 Types with simple encodings are widely supported in many programming
23 languages and are not discussed further.

24 For a type with simple encodings, the type entry may have a `DW_AT_bias`
25 attribute whose value is an integer constant which is added to the encoded value
26 to determine the value of an object of the type in the source program. If the
27 `DW_AT_bias` is encoded using `DW_FORM_data<n>`, then the bias value is
28 treated as an unsigned integer.

Chapter 5. Type Entries

Table 5.1: Encoding attribute values

| Name | Meaning |
|-----------------------------------|-------------------------------------------|
| <i>Simple encodings</i> | |
| DW_ATE_boolean | true or false |
| DW_ATE_address | machine address |
| DW_ATE_signed | signed binary integer |
| DW_ATE_signed_char | signed character |
| DW_ATE_unsigned | unsigned binary integer |
| DW_ATE_unsigned_char | unsigned character |
| <i>Character encodings</i> | |
| DW_ATE_ASCII | ISO/IEC 646:1991 character |
| DW_ATE_UCS | ISO/IEC 10646-1:1993 character (UCS-4) |
| DW_ATE_UTF | ISO/IEC 10646-1:1993 character |
| <i>Bit-precise integer types</i> | |
| DW_ATE_signed_bitint | bit-precise signed integer |
| DW_ATE_unsigned_bitint | bit-precise unsigned integer |
| <i>Scaled encodings</i> | |
| DW_ATE_signed_fixed | signed fixed-point scaled integer |
| DW_ATE_unsigned_fixed | unsigned fixed-point scaled integer |
| <i>Floating-point encodings</i> | |
| DW_ATE_float | binary floating-point number |
| DW_ATE_complex_float | complex binary floating-point number |
| DW_ATE_imaginary_float | imaginary binary floating-point number |
| DW_ATE_decimal_float | IEEE 754R decimal floating-point number |
| <i>Decimal string encodings</i> | |
| DW_ATE_packed_decimal | packed decimal number |
| DW_ATE_numeric_string | numeric string |
| DW_ATE_edited | edited string |
| <i>Complex integral encodings</i> | |
| DW_ATE_complex_signed | complex (signed) binary integral number |
| DW_ATE_imaginary_signed | imaginary (signed) binary integral number |
| DW_ATE_complex_unsigned | complex unsigned binary integral number |
| DW_ATE_imaginary_unsigned | imaginary unsigned binary integral number |

5.1.1.2 Character Encodings

`DW_ATE_UTF` specifies the Unicode string encoding (see the Universal Character Set standard, ISO/IEC 10646-1:1993).

For example, the C++ type `char16_t` is represented by a base type entry with a name attribute whose value is “`char16_t`”, an encoding attribute whose value is `DW_ATE_UTF` and a byte size attribute whose value is 2.

`DW_ATE_ASCII` and `DW_ATE_UCS` specify encodings for the Fortran 2003 string kinds ASCII (ISO/IEC 646:1991) and ISO 10646 (UCS-4 in ISO/IEC 10646:2000).

5.1.2 Bit-precise integer types

Bit-precise integer types `DW_ATE_signed_bitint` and `DW_ATE_unsigned_bitint` are supported in C23¹, where they are known as `_BitInt(N)` and `unsigned _BitInt(N)`, respectively.

5.1.2.1 Scaled Encodings

The `DW_ATE_signed_fixed` and `DW_ATE_unsigned_fixed` entries describe signed and unsigned fixed-point binary data types, respectively.

The fixed binary type encodings have a `DW_AT_digit_count` attribute with the same interpretation as described for the `DW_ATE_packed_decimal` and `DW_ATE_numeric_string` base type encodings (see Section 5.1.2.3 on the following page).

For a data type with a decimal scale factor, the fixed binary type entry has a `DW_AT_decimal_scale` attribute with the same interpretation as described for the `DW_ATE_packed_decimal` and `DW_ATE_numeric_string` base types (see Section 5.1.2.3 on the next page).

For a data type with a binary scale factor, the fixed binary type entry has a `DW_AT_binary_scale` attribute. The `DW_AT_binary_scale` attribute is an **integer constant** value that represents the exponent of the base two scale factor to be applied to an instance of the type. Zero scale puts the binary point immediately to the right of the least significant bit. Positive scale moves the binary point to the right and implies that additional zero bits on the right are not stored in an instance of the type. Negative scale moves the binary point to the left; if the absolute value of the scale is larger than the number of bits, this implies additional zero bits on the left are not stored in an instance of the type.

¹C23 is an informal name for what will likely become ISO/IEC 9899:2024.

1 For a data type with a rational scale factor, one or both of the following attributes
2 may be used:

- 3 • **DW_AT_scale_multiplier**. This attribute is an integer constant value that
4 represents a multiplicative scale factor to be applied to an instance of the
5 type.
- 6 • **DW_AT_scale_divisor**. This attribute is an integer constant value that
7 represents the reciprocal of a multiplicative scale factor to be applied to an
8 instance of the type.

9 If both attributes are present, both are applied, with the result being equivalent to
10 a rational scale factor x/y , where x is the value of **DW_AT_scale_multiplier** and y
11 is the value of **DW_AT_scale_divisor**.

12 For a data type with a non-rational scale factor, the fixed binary type entry has a
13 **DW_AT_small** attribute which references a **DW_TAG_constant** entry. The scale
14 factor value is interpreted in accordance with the value defined by the
15 **DW_TAG_constant** entry. The value represented is the product of the integer
16 value in memory and the associated constant entry for the type.

17 *The **DW_AT_small** attribute is defined with the Ada `small` attribute in mind.*

18 If a type entry has attributes that describe more than one kind of scale factor, the
19 resulting scale factor for the type is the product of the individual scale factors.

20 5.1.2.2 Floating-Point Encodings

21 Types with binary floating-point encodings (**DW_ATE_float**,
22 **DW_ATE_complex_float** and **DW_ATE_imaginary_float**) are supported in many
23 programming languages and are not discussed further.

24 **DW_ATE_decimal_float** specifies floating-point representations that have a
25 power-of-ten exponent, such as specified in IEEE 754R.

26 5.1.2.3 Decimal String Encodings

27 The **DW_ATE_packed_decimal** and **DW_ATE_numeric_string** base type
28 encodings represent packed and unpacked decimal string numeric data types,
29 respectively, either of which may be either signed or unsigned. These base types
30 are used in combination with **DW_AT_decimal_sign**, **DW_AT_digit_count** and
31 **DW_AT_decimal_scale** attributes.

Chapter 5. Type Entries

1 A `DW_AT_decimal_sign` attribute is an `integer constant` that conveys the
2 representation of the sign of the decimal type (see Table 5.2). Its `integer constant`
3 value is interpreted to mean that the type has a leading overpunch, trailing
4 overpunch, leading separate or trailing separate sign representation or,
5 alternatively, no sign at all.

Table 5.2: Decimal sign attribute values

| Name | Meaning |
|---------------------------------------|---------------------------------------------------------------------------------------------------------------------------------------------------------------------------------------------------------------|
| <code>DW_DS_unsigned</code> | Unsigned |
| <code>DW_DS_leading_overpunch</code> | Sign is encoded in the most significant digit in a target-dependent manner |
| <code>DW_DS_trailing_overpunch</code> | Sign is encoded in the least significant digit in a target-dependent manner |
| <code>DW_DS_leading_separate</code> | Decimal type: Sign is a "+" or "-" character to the left of the most significant digit. |
| <code>DW_DS_trailing_separate</code> | Decimal type: Sign is a "+" or "-" character to the right of the least significant digit. Packed decimal type: Least significant nibble contains a target-dependent value indicating positive or negative. |

6 The `DW_AT_decimal_scale` attribute is an integer constant value that represents
7 the exponent of the base ten scale factor to be applied to an instance of the type.
8 A scale of zero puts the decimal point immediately to the right of the least
9 significant digit. Positive scale moves the decimal point to the right and implies
10 that additional zero digits on the right are not stored in an instance of the type.
11 Negative scale moves the decimal point to the left; if the absolute value of the
12 scale is larger than the digit count, this implies additional zero digits on the left
13 are not stored in an instance of the type.

14 The `DW_AT_digit_count` attribute is an `integer constant` value that represents the
15 number of digits in an instance of the type.

16 The `DW_ATE_edited` base type is used to represent an edited numeric or
17 alphanumeric data type. It is used in combination with a `DW_AT_picture_string`
18 attribute whose value is a null-terminated string containing the target-dependent
19 picture string associated with the type.

1 If the edited base type entry describes an edited numeric data type, the edited
2 type entry has a `DW_AT_digit_count` and a `DW_AT_decimal_scale` attribute.
3 These attributes have the same interpretation as described for the
4 `DW_ATE_packed_decimal` and `DW_ATE_numeric_string` base types. If the
5 edited type entry describes an edited alphanumeric data type, the edited type
6 entry does not have these attributes.

7 *The presence or absence of the `DW_AT_digit_count` and `DW_AT_decimal_scale`
8 attributes allows a debugger to easily distinguish edited numeric from edited
9 alphanumeric, although in principle the digit count and scale are derivable by
10 interpreting the picture string.*

11 5.1.2.4 Complex Integral Encodings

12 Complex types with binary integral encodings (`DW_ATE_complex_signed`,
13 `DW_ATE_imaginary_signed`, `DW_ATE_complex_unsigned` and
14 `DW_ATE_imaginary_unsigned`) are supported in some programming languages
15 (for example, GNU C and Rust) and are not discussed further."

16 5.2 Unspecified Type Entries

17 Some languages have constructs in which a type may be left unspecified or the
18 absence of a type may be explicitly indicated.

19 An unspecified (implicit, unknown, ambiguous or nonexistent) type is
20 represented by a debugging information entry with the tag
21 `DW_TAG_unspecified_type`. If a name has been given to the type, then the
22 corresponding unspecified type entry has a `DW_AT_name` attribute whose value
23 is a null-terminated string containing the name.

24 *The interpretation of this debugging information entry is intentionally left flexible to
25 allow it to be interpreted appropriately in different languages. For example, in C and
26 C++ the language implementation can provide an unspecified type entry with the name
27 "void" which can be referenced by the type attribute of pointer types and typedef
28 declarations for 'void' (see Sections 5.3 on the next page and 5.4 on page 120,
29 respectively). As another example, in Ada such an unspecified type entry can be referred
30 to by the type attribute of an access type where the denoted type is incomplete (the name
31 is declared as a type but the definition is deferred to a separate compilation unit).*

32 *C++ permits using the `auto` return type specifier for the return type of a member
33 function declaration. The actual return type is deduced based on the definition of the
34 function, so it may not be known when the function is declared. The language
35 implementation can provide an unspecified type entry with the name `auto` which can be*

1 *referenced by the return type attribute of a function declaration entry. When the function*
 2 *is later defined, the [DW_TAG_subprogram](#) entry for the definition includes a reference to*
 3 *the actual return type.*

4 **5.3 Type Modifier Entries**

5 A base or user-defined type may be modified in different ways in different
 6 languages. A type modifier is represented in DWARF by a debugging
 7 information entry with one of the tags given in Table 5.3.

Table 5.3: Type modifier tags

| Name | Meaning |
|----------------------------------------------|--------------------------------------------------------------------------------|
| DW_TAG_atomic_type | atomic qualified type (for example, in C) |
| DW_TAG_const_type | const qualified type (for example in C, C++) |
| DW_TAG_immutable_type | immutable type (for example, in D) |
| DW_TAG_packed_type | packed type (for example in Ada, Pascal) |
| DW_TAG_pointer_type | pointer to an object of the type being modified |
| DW_TAG_reference_type | reference to (lvalue of) an object of the type being modified |
| DW_TAG_restrict_type | restrict qualified type |
| DW_TAG_rvalue_reference_type | rvalue reference to an object of the type being modified (for example, in C++) |
| DW_TAG_shared_type | shared qualified type (for example, in UPC) |
| DW_TAG_volatile_type | volatile qualified type (for example, in C, C++) |

8 If a name has been given to the modified type in the source program, then the
 9 corresponding modified type entry has a [DW_AT_name](#) attribute whose value is
 10 a null-terminated string containing the name of the modified type.

11 Each of the type modifier entries has a [DW_AT_type](#) attribute, whose value is a
 12 [reference](#) to a debugging information entry describing a base type, a user-defined
 13 type or another type modifier.

Chapter 5. Type Entries

As examples of how type modifiers are ordered, consider the following C declarations:

```
const unsigned char * volatile p;
```

This represents a volatile pointer to a constant character. It is encoded in DWARF as

```
DW_TAG_variable(p) -->
  DW_TAG_volatile_type -->
    DW_TAG_pointer_type -->
      DW_TAG_const_type -->
        DW_TAG_base_type(unsigned char)
```

On the other hand

```
volatile unsigned char * const restrict p;
```

represents a restricted constant pointer to a volatile character. This is encoded as

```
DW_TAG_variable(p) -->
  DW_TAG_restrict_type -->
    DW_TAG_const_type -->
      DW_TAG_pointer_type -->
        DW_TAG_volatile_type -->
          DW_TAG_base_type(unsigned char)
```

Figure 5.1: Type modifier examples

- 1 A modified type entry describing a pointer or reference type (using
- 2 [DW_TAG_pointer_type](#), [DW_TAG_reference_type](#) or
- 3 [DW_TAG_rvalue_reference_type](#)) may have a [DW_AT_address_class](#) attribute to
- 4 describe how objects having the given pointer or reference type are dereferenced.

- 5 A modified type entry describing a UPC shared qualified type (using
- 6 [DW_TAG_shared_type](#)) may have a [DW_AT_count](#) attribute whose value is a
- 7 constant expressing the (explicit or implied) blocksize specified for the type in the
- 8 source. If no count attribute is present, then the “infinite” blocksize is assumed.

- 9 When multiple type modifiers are chained together to modify a base or
- 10 user-defined type, the tree ordering reflects the semantics of the applicable
- 11 language rather than the textual order in the source presentation.

- 12 Examples of modified types are shown in [Figure 5.1](#).

5.4 Typedef Entries

A named type that is defined in terms of another type definition is represented by a debugging information entry with the tag `DW_TAG_typedef`. The typedef entry has a `DW_AT_name` attribute whose value is a null-terminated string containing the name of the typedef.

The typedef entry may also contain a `DW_AT_type` attribute whose value is a [reference](#) to the type named by the typedef. If the debugging information entry for a typedef represents a declaration of the type that is not also a definition, it does not contain a type attribute.

Depending on the language, a named type that is defined in terms of another type may be called a type alias, a subtype, a constrained type and other terms. A type name declared with no defining details may be termed an incomplete, forward or hidden type. While the DWARF `DW_TAG_typedef` entry was originally inspired by the like named construct in C and C++, it is broadly suitable for similar constructs (by whatever source syntax) in other languages.

5.5 Array Type Entries

Many languages share the concept of an “array,” which is a table of components of identical type. Furthermore, many architectures contain vector types which mirror the language concept of a short single dimension array but have different encoding, a different calling convention and different arithmetic and logical operational semantics than the source language arrays. Likewise, a few architectures are starting to add matrix register types with similar variations in encoding and semantics from normal source language array types.

An array type is represented by a debugging information entry with the tag `DW_TAG_array_type`. If a name has been given to the array type in the source program, then the corresponding array type entry has a `DW_AT_name` attribute whose value is a null-terminated string containing the array type name.

The array type may have a `DW_AT_tensor` attribute, which is a flag. If present, this attribute indicates that the entry describes a vector or matrix type. The array dimensions (see below) describe the vector width, and when applicable the number of rows.

The array type entry describing a multidimensional array may have a `DW_AT_ordering` attribute whose [integer constant](#) value is interpreted to mean either row-major or column-major ordering of array elements. The set of values and their meanings for the ordering attribute are listed in [Table 5.4](#) following. If

Chapter 5. Type Entries

1 no ordering attribute is present, the default ordering for the source language
2 (which is indicated by the [DW_AT_language_name](#) attribute of the enclosing
3 compilation unit entry) is assumed.

Table 5.4: Array ordering

[DW_ORD_col_major](#)
[DW_ORD_row_major](#)

4 An array type entry has a [DW_AT_type](#) attribute describing the type of each
5 element of the array. If [DW_AT_tensor](#) is present, the element type must be a
6 base type (see Section 5.1 on page 111).

7 If the amount of storage allocated to hold each element of an object of the given
8 array type is different from the amount of storage that is normally allocated to
9 hold an individual object of the indicated element type, then the array type entry
10 has either a [DW_AT_byte_stride](#) or a [DW_AT_bit_stride](#) attribute, whose value
11 (see Section 2.19 on page 61) is the size of each element of the array.

12 The array type entry may have either a [DW_AT_byte_size](#) or a [DW_AT_bit_size](#)
13 attribute (see Section 2.21 on page 62), whose value is the amount of storage
14 needed to hold an instance of the array type.

15 *If the size of the array can be determined statically at compile time, this value can usually
16 be computed by multiplying the number of array elements by the size of each element.*

17 Each array dimension is described by a debugging information entry with either
18 the tag [DW_TAG_subrange_type](#) or the tag [DW_TAG_enumeration_type](#). These
19 entries are children of the array type entry and are ordered to reflect the
20 appearance of the dimensions in the source program (that is, leftmost dimension
21 first, next to leftmost second, and so on).

22 *In languages that have no concept of a “multidimensional array” (for example, C), an
23 array of arrays may be represented by a debugging information entry for a
24 multidimensional array.*

1 Alternatively, for an array with dynamic rank the array dimensions are described
2 by a debugging information entry with the tag [DW_TAG_generic_subrange](#).
3 This entry has the same attributes as a [DW_TAG_subrange_type](#) entry; however,
4 there is just one [DW_TAG_generic_subrange](#) entry and it describes all of the
5 dimensions of the array. If [DW_TAG_generic_subrange](#) is used, the number of
6 dimensions must be specified using a [DW_AT_rank](#) attribute. See also Section
7 [5.18.3 on page 144](#).

8 Other attributes especially applicable to arrays are [DW_AT_allocated](#),
9 [DW_AT_associated](#) and [DW_AT_data_location](#), which are described in Section
10 [5.18 on page 142](#). For relevant examples, see also Appendix [D.2.1 on page 310](#).

11 5.6 Coarray Type Entries

12 *In Fortran, a “coarray” is an array whose elements are located in different processes*
13 *rather than in the memory of one process. The individual elements of a coarray can be*
14 *scalars or arrays. Similar to arrays, coarrays have “codimensions” that are indexed using*
15 *a “coindex” or multiple “coindices”.*

16 A coarray type is represented by a debugging information entry with the tag
17 [DW_TAG_coarray_type](#). If a name has been given to the coarray type in the
18 source, then the corresponding coarray type entry has a [DW_AT_name](#) attribute
19 whose value is a null-terminated string containing the array type name.

20 A coarray entry has one or more [DW_TAG_subrange_type](#) child entries, one for
21 each codimension. It also has a [DW_AT_type](#) attribute describing the type of
22 each element of the coarray.

23 *In a coarray application, the run-time number of processes in the application is part of the*
24 *coindex calculation. It is represented in the Fortran source by a coindex which is declared*
25 *with a “*” as the upper bound. To express this concept in DWARF, the*
26 *[DW_TAG_subrange_type](#) child entry for that index has only a lower bound and no*
27 *upper bound.*

28 *How coarray elements are located and how coindices are converted to process*
29 *specifications is implementation-defined.*

5.7 Structure, Union, Class and Interface Type Entries

The languages C, C++, and Pascal, among others, allow the programmer to define types that are collections of related components. In C and C++, these collections are called "structures." In Pascal, they are called "records." The components may be of different types. The components are called "members" in C and C++, and "fields" in Pascal.

The components of these collections each exist in their own space in computer memory. The components of a C or C++ "union" all coexist in the same memory.

Pascal and other languages have a "discriminated union," also called a "variant record." Here, selection of a number of alternative substructures ("variants") is based on the value of a component that is not part of any of those substructures (the "discriminant").

C++ and Java have the notion of "class," which is in some ways similar to a structure. A class may have "member functions" which are subroutines that are within the scope of a class or structure.

The C++ notion of structure is more general than in C, being equivalent to a class with minor differences. Accordingly, in the following discussion, statements about C++ classes may be understood to apply to C++ structures as well.

5.7.1 Structure, Union and Class Type Entries

Structure, union, and class types are represented by debugging information entries with the tags `DW_TAG_structure_type`, `DW_TAG_union_type`, and `DW_TAG_class_type`, respectively. If a name has been given to the structure, union, or class in the source program, then the corresponding structure type, union type, or class type entry has a `DW_AT_name` attribute whose value is a null-terminated string containing the type name.

The members of a structure, union, or class are represented by debugging information entries that are owned by the corresponding structure type, union type, or class type entry and appear in the same order as the corresponding declarations in the source program.

A structure, union, or class type may have a `DW_AT_export_symbols` attribute which indicates that all member names defined within the structure, union, or class may be referenced as if they were defined within the containing structure, union, or class.

This may be used to describe anonymous structures, unions and classes in C or C++.

Chapter 5. Type Entries

1 A structure type, union type or class type entry may have either a
2 [DW_AT_byte_size](#) or a [DW_AT_bit_size](#) attribute (see Section 2.21 on page 62),
3 whose value is the amount of storage needed to hold an instance of the structure,
4 union or class type, including any padding.

5 An incomplete structure, union or class type is represented by a structure, union
6 or class entry that does not have a byte size attribute and that has a
7 [DW_AT_declaration](#) attribute.

8 If the complete declaration of a type has been placed in a separate type unit (see
9 Section 3.1.4 on page 76), an incomplete declaration of that type in the
10 compilation unit may provide the unique 8-byte signature of the type using a
11 [DW_AT_signature](#) attribute.

12 If a structure, union or class entry represents the definition of a structure, union
13 or class member corresponding to a prior incomplete structure, union or class,
14 the entry may have a [DW_AT_specification](#) attribute whose value is a [reference](#)
15 to the debugging information entry representing that incomplete declaration.

16 Structure, union and class entries containing the [DW_AT_specification](#) attribute
17 do not need to duplicate information provided by the declaration entry
18 referenced by the specification attribute. In particular, such entries do not need to
19 contain an attribute for the name of the structure, union or class they represent if
20 such information is already provided in the declaration.

21 *For C and C++, data member declarations occurring within the declaration of a*
22 *structure, union or class type are considered to be “definitions” of those members, with*
23 *the exception of “static” data members, whose definitions appear outside of the*
24 *declaration of the enclosing structure, union or class type. Function member declarations*
25 *appearing within a structure, union or class type declaration are definitions only if the*
26 *body of the function also appears within the type declaration.*

27 If the definition for a given member of the structure, union or class does not
28 appear within the body of the declaration, that member also has a debugging
29 information entry describing its definition. That latter entry has a
30 [DW_AT_specification](#) attribute referencing the debugging information entry
31 owned by the body of the structure, union or class entry and representing a
32 non-defining declaration of the data, function or type member. The referenced
33 entry will not have information about the location of that member (low and high
34 PC attributes for function members, location descriptions for data members) and
35 will have a [DW_AT_declaration](#) attribute.

Chapter 5. Type Entries

1 Consider a nested class whose definition occurs outside of the containing class definition,
2 as in:

```
struct A {  
    struct B;  
};  
struct A::B { ... };
```

3 The two different structs can be described in different compilation units to facilitate
4 DWARF space compression (see [Appendix E.1 on page 394](#)).

5 A structure type, union type or class type entry may have a
6 **DW_AT_calling_convention** attribute, whose value indicates whether a value of
7 the type is passed by reference or passed by value. The set of calling convention
8 codes for use with types is given in [Table 5.5](#) following.

Table 5.5: Calling convention codes for types

[DW_CC_normal](#)
[DW_CC_pass_by_value](#)
[DW_CC_pass_by_reference](#)

9 If this attribute is not present, or its value is [DW_CC_normal](#), the convention to
10 be used for an object of the given type is assumed to be unspecified.

11 Note that [DW_CC_normal](#) is also used as a calling convention code for certain
12 subprograms (see [Table 3.4 on page 83](#)).

13 If unspecified, a consumer may be able to deduce the calling convention based on
14 knowledge of the type and the ABI.

15 5.7.2 Interface Type Entries

16 The Java language defines “interface” types. An interface in Java is similar to a C++ or
17 Java class with only abstract methods and constant data members.

18 Interface types are represented by debugging information entries with the tag
19 **DW_TAG_interface_type**.

20 An interface type entry has a [DW_AT_name](#) attribute, whose value is a
21 null-terminated string containing the type name.

22 The members of an interface are represented by debugging information entries
23 that are owned by the interface type entry and that appear in the same order as
24 the corresponding declarations in the source program.

5.7.3 Derived or Extended Structures, Classes and Interfaces

In C++, a class (or struct) may be “derived from” or be a “subclass of” another class. In Java, an interface may “extend” one or more other interfaces, and a class may “extend” another class and/or “implement” one or more interfaces. All of these relationships may be described using the following. Note that in Java, the distinction between extends and implements is implied by the entities at the two ends of the relationship.

A class type or interface type entry that describes a derived, extended or implementing class or interface owns debugging information entries describing each of the classes or interfaces it is derived from, extending or implementing, respectively, ordered as they were in the source program. Each such entry has the tag **DW_TAG_inheritance**.

An inheritance entry has a **DW_AT_type** attribute whose value is a reference to the debugging information entry describing the class or interface from which the parent class or structure of the inheritance entry is derived, extended or implementing.

An inheritance entry for a class that derives from or extends another class or struct also has a **DW_AT_data_member_location** attribute, whose value describes the location of the beginning of the inherited type relative to the beginning address of the instance of the derived class. If that value is a constant, it is the offset in bytes from the beginning of the class to the beginning of the instance of the inherited type. Otherwise, the value must be a location description. In this latter case, the beginning address of the instance of the derived class is pushed on the expression stack before the location description is evaluated and the result of the evaluation is the location of the instance of the inherited type.

The interpretation of the value of this attribute for inherited types is the same as the interpretation for data members (see Section 5.7.6 following).

An inheritance entry may have a **DW_AT_accessibility** attribute. If no accessibility attribute is present, private access is assumed for an entry of a class and public access is assumed for an entry of a struct, union or interface.

If the class referenced by the inheritance entry serves as a C++ virtual base class, the inheritance entry has a **DW_AT_virtuality** attribute.

For a C++ virtual base, the data member location attribute will usually consist of a non-trivial location description.

5.7.4 Access Declarations

In C++, a derived class may contain access declarations that change the accessibility of individual class members from the overall accessibility specified by the inheritance declaration. A single access declaration may refer to a set of overloaded names.

If a derived class or structure contains access declarations, each such declaration may be represented by a debugging information entry with the tag `DW_TAG_access_declaration`. Each such entry is a child of the class or structure type entry.

An access declaration entry has a `DW_AT_name` attribute, whose value is a null-terminated string representing the name used in the declaration, including any class or structure qualifiers.

An access declaration entry also has a `DW_AT_accessibility` attribute describing the declared accessibility of the named entities.

5.7.5 Friends

Each friend declared by a structure, union or class type may be represented by a debugging information entry that is a child of the structure, union or class type entry; the friend entry has the tag `DW_TAG_friend`.

A friend entry has a `DW_AT_friend` attribute, whose value is a reference to the debugging information entry describing the declaration of the friend.

5.7.6 Data Member Entries

A data member (as opposed to a member function) is represented by a debugging information entry with the tag `DW_TAG_member`. The member entry for a named member has a `DW_AT_name` attribute whose value is a null-terminated string containing the member name. If the member entry describes an anonymous union, the name attribute is omitted or the value of the attribute consists of a single zero byte.

The data member entry has a `DW_AT_type` attribute to denote the type of that member.

A data member entry may have a `DW_AT_accessibility` attribute. If no accessibility attribute is present, private access is assumed for an member of a class and public access is assumed for an member of a structure, union, or interface.

Chapter 5. Type Entries

1 A data member entry may have a `DW_AT_mutable` attribute, which is a `flag`.
2 This attribute indicates whether the data member was declared with the mutable
3 storage class specifier.

4 The beginning of a data member is described relative to the beginning of the
5 object in which it is immediately contained. In general, the beginning is
6 characterized by both an address and a bit offset within the byte at that address.
7 When the storage for an entity includes all of the bits in the beginning byte, the
8 beginning bit offset is defined to be zero.

9 The member entry corresponding to a data member that is defined in a structure,
10 union or class may have either a `DW_AT_data_member_location` attribute or a
11 `DW_AT_data_bit_offset` attribute. If the beginning of the data member is the
12 same as the beginning of the containing entity then neither attribute is required.

13 For a `DW_AT_data_member_location` attribute there are two cases:

- 14 1. If the value is an `integer constant`, it is the offset in bytes from the beginning
15 of the containing entity. If the beginning of the containing entity has a
16 non-zero bit offset then the beginning of the member entry has that same bit
17 offset as well.
- 18 2. Otherwise, the value must be a location description. In this case, the
19 beginning of the containing entity must be byte aligned. The beginning
20 address is pushed on the DWARF stack before the location description is
21 evaluated; the result of the evaluation is the base address of the member
22 entry (see Section 2.5.1 on page 27).

23 *The push on the DWARF expression stack of the base address of the containing*
24 *construct is equivalent to execution of the `DW_OP_push_object_address` operation*
25 *(see Section 2.5.2.3 on page 33); `DW_OP_push_object_address` therefore is not*
26 *needed at the beginning of a location description for a data member. The result of the*
27 *evaluation is a location—either an address or the name of a register, not an offset to*
28 *the member.*

29 *A `DW_AT_data_member_location` attribute that has the form of a location*
30 *description is not valid for a data member contained in an entity that is not byte*
31 *aligned because DWARF operations do not allow for manipulating or computing bit*
32 *offsets.*

33 For a `DW_AT_data_bit_offset` attribute, the value is an `integer constant` (see
34 Section 2.19 on page 61) that specifies the number of bits from the beginning of
35 the containing entity to the beginning of the data member. This value must be
36 greater than or equal to zero, but is not limited to less than the number of bits per
37 byte.

1 If the size of a data member is not the same as the size of the type given for the
2 data member, the data member has either a [DW_AT_byte_size](#) or a
3 [DW_AT_bit_size](#) attribute whose [integer constant](#) value (see Section 2.19 on
4 [page 61](#)) is the amount of storage needed to hold the value of the data member.

5 *For showing nested and packed records and arrays, see Appendix [D.2.7 on page 327](#) and*
6 *[D.2.8 on page 329](#).*

7 **5.7.7 Class Variable Entries**

8 A class variable (“static data member” in C++) is a variable shared by all
9 instances of a class. It is represented by a debugging information entry with the
10 tag [DW_TAG_variable](#).

11 The class variable entry may contain the same attributes and follows the same
12 rules as non-member global variable entries (see Section [4.1 on page 105](#)).

13 A class variable entry may have a [DW_AT_accessibility](#) attribute. If no
14 accessibility attribute is present, private access is assumed for an entry of a class
15 and public access is assumed for an entry of a structure, union or interface.

16 **5.7.8 Member Function Entries**

17 A member function is represented by a debugging information entry with the tag
18 [DW_TAG_subprogram](#). The member function entry may contain the same
19 attributes and follows the same rules as non-member global subroutine entries
20 (see Section [3.3 on page 82](#)).

21 *In particular, if the member function entry is an instantiation of a member function*
22 *template, it follows the same rules as function template instantiations (see Section [3.3.7](#)*
23 *[on page 89](#)).*

24 A member function entry may have a [DW_AT_accessibility](#) attribute. If no
25 accessibility attribute is present, private access is assumed for an entry of a class
26 and public access is assumed for an entry of a structure, union or interface.

27 If the member function entry describes a virtual function, then that entry has a
28 [DW_AT_virtuality](#) attribute.

29 If the member function entry describes an explicit member function, then that
30 entry has a [DW_AT_explicit](#) attribute.

Chapter 5. Type Entries

1 An entry for a virtual function also has a `DW_AT_vtable_elem_location` attribute
2 whose value contains a location description yielding the address of the slot for
3 the function within the virtual function table for the enclosing class. The address
4 of an object of the enclosing type is pushed onto the expression stack before the
5 location description is evaluated.

6 If the member function entry describes a non-static member function, then that
7 entry has a `DW_AT_object_pointer` attribute whose value is a [reference](#) to the
8 formal parameter entry that corresponds to the object for which the function is
9 called. The name attribute of that formal parameter is defined by the current
10 language (for example, `this` for C++ or `self` for Objective C and some other
11 languages). That parameter also has a `DW_AT_artificial` attribute whose value is
12 true.

13 Conversely, if the member function entry describes a static member function, the
14 entry does not have a `DW_AT_object_pointer` attribute.

15 *In C++, non-static member functions can have const-volatile qualifiers, which affect the*
16 *type of the first formal parameter (the “this”-pointer).*

17 If the member function entry describes a non-static member function that has a
18 const-volatile qualification, then the entry describes a non-static member
19 function whose object formal parameter has a type that has an equivalent
20 const-volatile qualification.

21 *Beginning in C++11, non-static member functions can also have one of the ref-qualifiers,*
22 *& and &&. These do not change the type of the “this”-pointer, but they do affect the*
23 *types of object values on which the function can be invoked.*

24 The member function entry may have an `DW_AT_reference` attribute to indicate
25 a non-static member function that can only be called on lvalue objects, or the
26 `DW_AT_rvalue_reference` attribute to indicate that it can only be called on
27 prvalues and xvalues.

28 *The lvalue, prvalue and xvalue concepts are defined in the C++11 and later standards.*

29 If a subroutine entry represents the defining declaration of a member function
30 and that definition appears outside of the body of the enclosing class declaration,
31 the subroutine entry has a `DW_AT_specification` attribute, whose value is a
32 reference to the debugging information entry representing the declaration of this
33 function member. The referenced entry will be a child of some class (or structure)
34 type entry.

Chapter 5. Type Entries

1 Subroutine entries containing the `DW_AT_specification` attribute do not need to
2 duplicate information provided by the declaration entry referenced by the
3 specification attribute. In particular, such entries do not need to contain a name
4 attribute giving the name of the function member whose definition they
5 represent. Similarly, such entries do not need to contain a return type attribute,
6 unless the return type on the declaration was unspecified (for example, the
7 declaration used the C++ `auto` return type specifier).

8 *In C++, a member function may be declared as deleted. This prevents the compiler from
9 generating a default implementation of a special member function such as a constructor
10 or destructor, and can affect overload resolution when used on other member functions.*

11 If the member function entry has been declared as deleted, then that entry has a
12 `DW_AT_deleted` attribute.

13 *In C++, a special member function may be declared as defaulted, which explicitly declares
14 a default compiler-generated implementation of the function. The declaration may have
15 different effects on the calling convention used for objects of its class, depending on
16 whether the default declaration is made inside or outside the class.*

17 If the member function has been declared as defaulted, then the entry has a
18 `DW_AT_defaulted` attribute whose integer constant value indicates whether, and
19 if so, how, that member is defaulted. The possible values and their meanings are
20 shown in Table 5.6 following.

Table 5.6: Defaulted attribute names

| Defaulted attribute name | Meaning |
|----------------------------------------|--------------------------------|
| <code>DW_DEFAULTED_no</code> | Not declared default |
| <code>DW_DEFAULTED_in_class</code> | Defaulted within the class |
| <code>DW_DEFAULTED_out_of_class</code> | Defaulted outside of the class |

21 *An artificial member function (that is, a compiler-generated copy that does not appear in
22 the source) does not have a `DW_AT_defaulted` attribute.*

23 5.7.9 Class Template Instantiations

24 *In C++ a class template is a generic definition of a class type that may be instantiated
25 when an instance of the class is declared or defined. The generic description of the class
26 may include parameterized types, parameterized compile-time constant values, and/or
27 parameterized run-time constant addresses. DWARF does not represent the generic
28 template definition, but does represent each instantiation.*

Chapter 5. Type Entries

1 A class template instantiation is represented by a debugging information entry
2 with the tag `DW_TAG_class_type`, `DW_TAG_structure_type` or
3 `DW_TAG_union_type`. With the following exceptions, such an entry will contain
4 the same attributes and have the same types of child entries as would an entry
5 for a class type defined explicitly using the instantiation types and values. The
6 exceptions are:

- 7 1. Template parameters are described and referenced as specified in Section 2.23
8 on page 63.
- 9 2. If the compiler has generated a special compilation unit to hold the template
10 instantiation and that special compilation unit has a different name from the
11 compilation unit containing the template definition, the name attribute for
12 the debugging information entry representing the special compilation unit is
13 empty or omitted.
- 14 3. If the class type entry representing the template instantiation or any of its
15 child entries contains declaration coordinate attributes, those attributes refer
16 to the source for the template definition, not to any source generated
17 artificially by the compiler.

18 5.7.10 Variant Entries

19 A variant part of a structure is represented by a debugging information entry
20 with the tag `DW_TAG_variant_part` and is owned by the corresponding
21 structure type entry.

22 If the variant part has a discriminant, the discriminant is represented by a
23 separate debugging information entry. This entry has the form of a structure data
24 member entry. The variant part entry will have a `DW_AT_discr` attribute whose
25 value is a [reference](#) to the member entry for the discriminant.

26 If the variant part does not have a discriminant (tag field), the variant part entry
27 may have a `DW_AT_type` attribute to represent the tag type.

28 *A reference to a type supports the Pascal notion of a tagless variant part where the*
29 *omitted tag nonetheless is given a type whose values are used in later parts of the variant*
30 *syntax.*

Chapter 5. Type Entries

1 Each variant of a particular variant part is represented by a debugging
2 information entry with the tag `DW_TAG_variant` and is a child of the variant
3 part entry. The value that selects a given variant may be represented in one of
4 three ways. The variant entry may have a `DW_AT_discr_value` attribute whose
5 value represents the discriminant value selecting this variant. The value of this
6 attribute is encoded as an LEB128 number. The number is signed if the tag type
7 for the variant part containing this variant is a signed type. The number is
8 unsigned if the tag type is an unsigned type.

9 Alternatively, the variant entry may contain a `DW_AT_discr_list` attribute, whose
10 value represents a list of discriminant values. This list is represented by any of
11 the `block` forms and may contain a mixture of discriminant values and
12 discriminant ranges. Each item on the list is prefixed with a discriminant value
13 descriptor that determines whether the list item represents a single label or a
14 label range. A single case label is represented as an LEB128 number as defined
15 above for the `DW_AT_discr_value` attribute. A label range is represented by two
16 LEB128 numbers, the low value of the range followed by the high value. Both
17 values follow the rules for signedness just described. The discriminant value
18 descriptor is an integer constant that may have one of the values given in Table
19 5.7.

Table 5.7: Discriminant descriptor values

`DW_DSC_label`
`DW_DSC_range`

20 If a variant entry has neither a `DW_AT_discr_value` attribute nor a
21 `DW_AT_discr_list` attribute, or if it has a `DW_AT_discr_list` attribute with 0 size,
22 the variant is a default variant.

23 The components selected by a particular variant are represented by debugging
24 information entries owned by the corresponding variant entry and appear in the
25 same order as the corresponding declarations in the source program.

26 *For examples using variant entries in several languages, see Section D.2.10 on page 332.*

5.8 Condition Entries

COBOL has the notion of a “level-88 condition” that associates a data item, called the conditional variable, with a set of one or more constant values and/or value ranges. Semantically, the condition is ‘true’ if the conditional variable’s value matches any of the described constants, and the condition is ‘false’ otherwise.

The **DW_TAG_condition** debugging information entry describes a logical condition that tests whether a given data item’s value matches one of a set of constant values. If a name has been given to the condition, the condition entry has a **DW_AT_name** attribute whose value is a null-terminated string giving the condition name.

The condition entry’s parent entry describes the conditional variable; normally this will be a **DW_TAG_variable**, **DW_TAG_member** or **DW_TAG_formal_parameter** entry. If the parent entry has an array type, the condition can test any individual element, but not the array as a whole. The condition entry implicitly specifies a “comparison type” that is the type of an array element if the parent has an array type; otherwise it is the type of the parent entry.

The condition entry owns **DW_TAG_constant** and/or **DW_TAG_subrange_type** entries that describe the constant values associated with the condition. If any child entry has a **DW_AT_type** attribute, that attribute describes a type compatible with the comparison type (according to the source language); otherwise the child’s type is the same as the comparison type.

For conditional variables with alphanumeric types, COBOL permits a source program to provide ranges of alphanumeric constants in the condition. Normally a subrange type entry does not describe ranges of strings; however, this can be represented using bounds attributes that are references to constant entries describing strings. A subrange type entry may refer to constant entries that are siblings of the subrange type entry.

5.9 Enumeration Type Entries

An “enumeration type” is a scalar that can assume one of a fixed number of symbolic values.

An enumeration type is represented by a debugging information entry with the tag **DW_TAG_enumeration_type**.

If a name has been given to the enumeration type in the source program, then the corresponding enumeration type entry has a **DW_AT_name** attribute whose value is a null-terminated string containing the enumeration type name.

Chapter 5. Type Entries

1 The enumeration type entry may have a `DW_AT_type` attribute which refers to
2 the underlying data type used to implement the enumeration. The entry also
3 may have a `DW_AT_byte_size` attribute or `DW_AT_bit_size` attribute, whose
4 value (see Section 2.21 on page 62) is the amount of storage required to hold an
5 instance of the enumeration. If no `DW_AT_byte_size` or `DW_AT_bit_size`
6 attribute is present, the size for holding an instance of the enumeration is given
7 by the size of the underlying data type.

8 If an enumeration type has type safe semantics such that

- 9 1. Enumerators are contained in the scope of the enumeration type, and/or
- 10 2. Enumerators are not implicitly converted to another type

11 then the enumeration type entry may have a `DW_AT_enum_class` attribute,
12 which is a `flag`. In a language that offers only one kind of enumeration
13 declaration, this attribute is not required.

14 *In C or C++, the underlying type will be the appropriate integral type determined by the*
15 *compiler from the properties of the enumeration literal values. A C++ type declaration*
16 *written using `enum class` declares a strongly typed enumeration and is represented using*
17 *`DW_TAG_enumeration_type` in combination with `DW_AT_enum_class`.*

18 Each enumeration literal is represented by a debugging information entry with
19 the tag `DW_TAG_enumerator`. Each such entry is a child of the enumeration
20 type entry, and the enumerator entries appear in the same order as the
21 declarations of the enumeration literals in the source program.

22 Each enumerator entry has a `DW_AT_name` attribute, whose value is a
23 null-terminated string containing the name of the enumeration literal. Each
24 enumerator entry also has a `DW_AT_const_value` attribute, whose value is the
25 actual numeric value of the enumerator as represented on the target system.

26 If the enumeration type occurs as the description of a dimension of an array type,
27 and the stride for that dimension is different than what would otherwise be
28 determined, then the enumeration type entry has either a `DW_AT_byte_stride` or
29 `DW_AT_bit_stride` attribute which specifies the separation between successive
30 elements along the dimension as described in Section 2.19 on page 61. The value
31 of the `DW_AT_bit_stride` attribute is interpreted as bits and the value of the
32 `DW_AT_byte_stride` attribute is interpreted as bytes.

5.10 Subroutine Type Entries

It is possible in C to declare pointers to subroutines that return a value of a specific type. In both C and C++, it is possible to declare pointers to subroutines that not only return a value of a specific type, but accept only arguments of specific types. The type of such pointers would be described with a “pointer to” modifier applied to a user-defined type.

A subroutine type is represented by a debugging information entry with the tag `DW_TAG_subroutine_type`. If a name has been given to the subroutine type in the source program, then the corresponding subroutine type entry has a `DW_AT_name` attribute whose value is a null-terminated string containing the subroutine type name.

If the subroutine type describes a function that returns a value, then the subroutine type entry has a `DW_AT_type` attribute to denote the type returned by the subroutine. If the types of the arguments are necessary to describe the subroutine type, then the corresponding subroutine type entry owns debugging information entries that describe the arguments. These debugging information entries appear in the order that the corresponding argument types appear in the source program.

In C there is a difference between the types of functions declared using function prototype style declarations and those declared using non-prototype declarations.

A subroutine entry declared with a function prototype style declaration may have a `DW_AT_prototyped` attribute, which is a `flag`.

Each debugging information entry owned by a subroutine type entry corresponds to either a formal parameter or the sequence of unspecified parameters of the subprogram type:

1. A formal parameter of a parameter list (that has a specific type) is represented by a debugging information entry with the tag `DW_TAG_formal_parameter`. Each formal parameter entry has a `DW_AT_type` attribute that refers to the type of the formal parameter.
2. The unspecified parameters of a variable parameter list are represented by a debugging information entry with the tag `DW_TAG_unspecified_parameters`.

C++ const-volatile qualifiers are encoded as part of the type of the “this”-pointer. C++11 reference and rvalue-reference qualifiers are encoded using the `DW_AT_reference` and `DW_AT_rvalue_reference` attributes, respectively. See also Section 5.7.8 on page 129.

1 A subroutine type entry may have the [DW_AT_reference](#) or
 2 [DW_AT_rvalue_reference](#) attribute to indicate that it describes the type of a
 3 member function with reference or rvalue-reference semantics, respectively.

4 5.11 String Type Entries

5 A “string” is a sequence of characters that have specific semantics and operations that
 6 distinguish them from arrays of characters. Fortran is one of the languages that has a
 7 string type. Note that “string” in this context refers to a target machine concept, not the
 8 class string as used in this document (except for the name attribute).

9 A string type is represented by a debugging information entry with the tag
 10 [DW_TAG_string_type](#). If a name has been given to the string type in the source
 11 program, then the corresponding string type entry has a [DW_AT_name](#) attribute
 12 whose value is a null-terminated string containing the string type name.

13 A string type entry may have a [DW_AT_type](#) attribute describing how each
 14 character is encoded and is to be interpreted. The value of this attribute is a
 15 [reference](#) to a [DW_TAG_base_type](#) base type entry. If the attribute is absent, then
 16 the character is encoded using the system default.

17 *The Fortran 2003 language standard allows string types that are composed of different*
 18 *types of (same sized) characters. While there is no standard list of character kinds, the*
 19 *kinds ASCII (see [DW_ATE_ASCII](#)), ISO_10646 (see [DW_ATE_UCS](#)) and DEFAULT are*
 20 *defined.*

21 The string type entry may have a [DW_AT_byte_size](#) attribute or
 22 [DW_AT_bit_size](#) attribute, whose value (see Section 2.21 on page 62) is the
 23 amount of storage needed to hold a value of the string type.

24 The string type entry may also have a [DW_AT_string_length](#) attribute whose
 25 value is either (a) a [reference](#) (see Section 2.19) to another debugging information
 26 entry that provides the value of the length of the string, or (b) a location
 27 description yielding the location where the length of the string is stored in the
 28 program. If the [DW_AT_string_length](#) attribute is not present, the size of the
 29 string is assumed to be the amount of storage that is allocated for the string (as
 30 specified by the [DW_AT_byte_size](#) or [DW_AT_bit_size](#) attribute).

31 The string type entry may also have a [DW_AT_string_length_byte_size](#) or
 32 [DW_AT_string_length_bit_size](#) attribute, whose value (see Section 2.21 on
 33 page 62) is the size of the data to be retrieved from the location referenced by the
 34 [DW_AT_string_length](#) attribute. If no byte or bit size attribute is present, the size
 35 of the data to be retrieved is the same as the size of an address on the target
 36 machine.

Chapter 5. Type Entries

1 *Prior to DWARF Version 5, the meaning of a `DW_AT_byte_size` attribute depended on*
2 *the presence of the `DW_AT_string_length` attribute:*

- 3 • *If `DW_AT_string_length` was present, `DW_AT_byte_size` specified the size of the*
4 *length data to be retrieved from the location specified by the*
5 *`DW_AT_string_length` attribute.*
- 6 • *If `DW_AT_string_length` was not present, `DW_AT_byte_size` specified the*
7 *amount of storage allocated for objects of the string type.*

8 *In DWARF Version 5, `DW_AT_byte_size` always specifies the amount of storage*
9 *allocated for objects of the string type.*

10 **5.12 Set Type Entries**

11 *Pascal provides the concept of a “set,” which represents a group of values of ordinal type.*

12 *A set is represented by a debugging information entry with the tag*
13 *`DW_TAG_set_type`. If a name has been given to the set type, then the set type*
14 *entry has a `DW_AT_name` attribute whose value is a null-terminated string*
15 *containing the set type name.*

16 *The set type entry has a `DW_AT_type` attribute to denote the type of an element*
17 *of the set.*

18 *If the amount of storage allocated to hold each element of an object of the given*
19 *set type is different from the amount of storage that is normally allocated to hold*
20 *an individual object of the indicated element type, then the set type entry has*
21 *either a `DW_AT_byte_size` attribute, or `DW_AT_bit_size` attribute whose value*
22 *(see Section 2.21 on page 62) is the amount of storage needed to hold a value of*
23 *the set type.*

24 **5.13 Subrange Type Entries**

25 *Several languages support the concept of a “subrange” type. Objects of the subrange type*
26 *can represent only a contiguous subset (range) of values from the type on which the*
27 *subrange is defined. Subrange types may also be used to represent the bounds of array*
28 *dimensions.*

29 *A subrange type is represented by a debugging information entry with the tag*
30 *`DW_TAG_subrange_type`. If a name has been given to the subrange type, then*
31 *the subrange type entry has a `DW_AT_name` attribute whose value is a*
32 *null-terminated string containing the subrange type name.*

Chapter 5. Type Entries

1 The tag [DW_TAG_generic_subrange](#) is used to describe arrays with a dynamic
2 rank. See Section 5.5 on page 120.

3 The subrange entry may have a [DW_AT_type](#) attribute to describe the type of
4 object, called the basis type, of whose values this subrange is a subset.

5 If the amount of storage allocated to hold each element of an object of the given
6 subrange type is different from the amount of storage that is normally allocated
7 to hold an individual object of the indicated element type, then the subrange
8 type entry has a [DW_AT_byte_size](#) attribute or [DW_AT_bit_size](#) attribute, whose
9 value (see Section 2.19 on page 61) is the amount of storage needed to hold a
10 value of the subrange type.

11 The subrange entry may have a [DW_AT_threads_scaled](#) attribute, which is a
12 [flag](#). If present, this attribute indicates whether this subrange represents a UPC
13 array bound which is scaled by the runtime THREADS value (the number of UPC
14 threads in this execution of the program).

15 *This allows the representation of a UPC shared array such as*

```
int shared foo[34*THREADS][10][20];
```

16 The subrange entry may have the attributes [DW_AT_lower_bound](#) and
17 [DW_AT_upper_bound](#) to specify, respectively, the lower and upper bound
18 values of the subrange. The [DW_AT_upper_bound](#) attribute may be replaced by
19 a [DW_AT_count](#) attribute, whose value describes the number of elements in the
20 subrange rather than the value of the last element. The value of each of these
21 attributes is determined as described in Section 2.19 on page 61.

22 If the lower bound value is missing, the value is assumed to be a
23 language-dependent default constant as defined in Table 7.17 on page 246.

24 If the upper bound and count are missing, then the upper bound value is
25 *unknown*.

26 If the subrange entry has no type attribute describing the basis type, the basis
27 type is determined as follows:

- 28 1. If there is a lower bound attribute that references an object, the basis type is
29 assumed to be the same as the type of that object.
- 30 2. Otherwise, if there is an upper bound or count attribute that references an
31 object, the basis type is assumed to be the same as the type of that object.
- 32 3. Otherwise, the type is assumed to be the same type, in the source language of
33 the compilation unit containing the subrange entry, as a signed integer with
34 the same size as an address on the target machine.

1 If the subrange type occurs as the description of a dimension of an array type,
2 and the stride for that dimension is different than what would otherwise be
3 determined, then the subrange type entry has either a `DW_AT_byte_stride` or
4 `DW_AT_bit_stride` attribute which specifies the separation between successive
5 elements along the dimension as described in Section 2.21 on page 62.

6 *Note that the stride can be negative.*

7 5.14 Pointer to Member Type Entries

8 *In C++, a pointer to a data or function member of a class or structure is a unique type.*

9 A debugging information entry representing the type of an object that is a pointer
10 to a structure or class member has the tag `DW_TAG_ptr_to_member_type`.

11 If the pointer to member type has a name, the pointer to member entry has a
12 `DW_AT_name` attribute, whose value is a null-terminated string containing the
13 type name.

14 The pointer to member entry has a `DW_AT_type` attribute to describe the type of
15 the class or structure member to which objects of this type may point.

16 The entry also has a `DW_AT_containing_type` attribute, whose value is a
17 `reference` to a debugging information entry for the class or structure to whose
18 members objects of this type may point.

19 The pointer to member entry has a `DW_AT_use_location` attribute whose value
20 is a location description that computes the address of the member of the class to
21 which the pointer to member entry points.

22 *The method used to find the address of a given member of a class or structure is common
23 to any instance of that class or structure and to any instance of the pointer or member
24 type. The method is thus associated with the type entry, rather than with each instance of
25 the type.*

26 The `DW_AT_use_location` description is used in conjunction with the location
27 descriptions for a particular object of the given pointer to member type and for a
28 particular structure or class instance. The `DW_AT_use_location` attribute expects
29 two values to be pushed onto the DWARF expression stack before the
30 `DW_AT_use_location` description is evaluated (see Section 2.5.1 on page 27). The
31 first value pushed is the value of the pointer to member object itself. The second
32 value pushed is the base address of the entire structure or union instance
33 containing the member whose address is being calculated.

1 For an expression such as

```
object.*mbr_ptr
```

2 where *mbr_ptr* has some pointer to member type, a debugger should:

- 3 1. Push the value of *mbr_ptr* onto the DWARF expression stack.
- 4 2. Push the base address of *object* onto the DWARF expression stack.
- 5 3. Evaluate the [DW_AT_use_location](#) description given in the type of *mbr_ptr*.

6 5.15 File Type Entries

7 Some languages, such as Pascal, provide a data type to represent files.

8 A file type is represented by a debugging information entry with the tag
9 [DW_TAG_file_type](#). If the file type has a name, the file type entry has a
10 [DW_AT_name](#) attribute, whose value is a null-terminated string containing the
11 type name.

12 The file type entry has a [DW_AT_type](#) attribute describing the type of the objects
13 contained in the file.

14 The file type entry also has a [DW_AT_byte_size](#) or [DW_AT_bit_size](#) attribute,
15 whose value (see Section 2.19 on page 61) is the amount of storage need to hold a
16 value of the file type.

17 5.16 Dynamic Type Entries

18 Some languages such as Fortran 90, provide types whose values may be dynamically
19 allocated or associated with a variable under explicit program control. However, unlike
20 the pointer type in C or C++, the indirection involved in accessing the value of the
21 variable is generally implicit, that is, not indicated as part of the program source.

22 A dynamic type entry is used to declare a dynamic type that is “just like” another
23 non-dynamic type without needing to replicate the full description of that other
24 type.

25 A dynamic type is represented by a debugging information entry with the tag
26 [DW_TAG_dynamic_type](#). If a name has been given to the dynamic type, then the
27 dynamic type has a [DW_AT_name](#) attribute whose value is a null-terminated
28 string containing the dynamic type name.

1 A dynamic type entry has a `DW_AT_type` attribute whose value is a reference to
2 the type of the entities that are dynamically allocated.

3 A dynamic type entry also has a `DW_AT_data_location`, and may also have
4 `DW_AT_allocated` and/or `DW_AT_associated` attributes as described in Section
5 5.18. A `DW_AT_data_location`, `DW_AT_allocated` or `DW_AT_associated`
6 attribute may not occur on a dynamic type entry if the same kind of attribute
7 already occurs on the type referenced by the `DW_AT_type` attribute.

8 **5.17 Template Alias Entries**

9 *In C++, a template alias is a form of typedef that has template parameters. DWARF does*
10 *not represent the template alias definition but does represent instantiations of the alias.*

11 A type named using a template alias is represented by a debugging information
12 entry with the tag `DW_TAG_template_alias`. The template alias entry has a
13 `DW_AT_name` attribute whose value is a null-terminated string containing the
14 name of the template alias. The template alias entry has child entries describing
15 the template actual parameters (see Section 2.23 on page 63).

16 **5.18 Dynamic Properties of Types**

17 *The `DW_AT_data_location`, `DW_AT_allocated` and `DW_AT_associated` attributes*
18 *described in this section are motivated for use with `DW_TAG_dynamic_type` entries but*
19 *can be used for any other type as well.*

20 **5.18.1 Data Location**

21 *Some languages may represent objects using descriptors to hold information, including a*
22 *location and/or run-time parameters, about the data that represents the value for that*
23 *object.*

24 The `DW_AT_data_location` attribute may be used with any type that provides
25 one or more levels of hidden indirection and/or run-time parameters in its
26 representation. Its value is a location description. The result of evaluating this
27 description yields the location of the data for an object. When this attribute is
28 omitted, the address of the data is the same as the address of the object.

1 *This location description will typically begin with `DW_OP_push_object_address` which*
2 *loads the address of the object which can then serve as a descriptor in subsequent*
3 *calculation. For an example using `DW_AT_data_location` for a Fortran 90 array, see*
4 *Appendix [D.2.1 on page 310](#).*

5 5.18.2 Allocation and Association Status

6 *Some languages, such as Fortran 90, provide types whose values may be dynamically*
7 *allocated or associated with a variable under explicit program control.*

8 The `DW_AT_allocated` attribute may be used with any type for which objects of
9 the type can be explicitly allocated and deallocated. The presence of the attribute
10 indicates that objects of the type are allocatable and deallocatable. The integer
11 value of the attribute (see below) specifies whether an object of the type is
12 currently allocated or not.

13 The `DW_AT_associated` attribute may optionally be used with any type for
14 which objects of the type can be dynamically associated with other objects. The
15 presence of the attribute indicates that objects of the type can be associated. The
16 integer value of the attribute (see below) indicates whether an object of the type
17 is currently associated or not.

18 The value of these attributes is determined as described in Section [2.19 on](#)
19 [page 61](#). A non-zero value is interpreted as allocated or associated, and zero is
20 interpreted as not allocated or not associated.

21 *For Fortran 90, if the `DW_AT_associated` attribute is present, the type has the*
22 *POINTER property where either the parent variable is never associated with a dynamic*
23 *object or the implementation does not track whether the associated object is static or*
24 *dynamic. If the `DW_AT_allocated` attribute is present and the `DW_AT_associated`*
25 *attribute is not, the type has the ALLOCATABLE property. If both attributes are present,*
26 *then the type should be assumed to have the POINTER property (and not*
27 *ALLOCATABLE); the `DW_AT_allocated` attribute may then be used to indicate that the*
28 *association status of the object resulted from execution of an ALLOCATE statement*
29 *rather than pointer assignment.*

30 *For examples using `DW_AT_allocated` for Ada and Fortran 90 arrays, see Appendix [D.2](#)*
31 *on page 310.*

5.18.3 Array Rank

The Fortran language supports “assumed-rank arrays”. The rank (the number of dimensions) of an assumed-rank array is unknown at compile time. The Fortran runtime stores the rank in an array descriptor.

The presence of the attribute indicates that an array’s rank (number of dimensions) is dynamic, and therefore unknown at compile time. The value of the `DW_AT_rank` attribute is either an integer constant or a DWARF expression whose evaluation yields the dynamic rank.

The bounds of an array with dynamic rank are described using a `DW_TAG_generic_subrange` entry, which is the dynamic rank array equivalent of `DW_TAG_subrange_type`. The difference is that a `DW_TAG_generic_subrange` entry contains generic lower/upper bound and stride expressions that need to be evaluated for each dimension. Before any expression contained in a `DW_TAG_generic_subrange` can be evaluated, the dimension for which the expression is to be evaluated needs to be pushed onto the stack. The expression will use it to find the offset of the respective field in the array descriptor metadata.

A producer is free to choose any layout for the array descriptor. In particular, the upper and lower bounds and stride values do not need to be bundled into a structure or record, but could be laid end to end in the containing descriptor, pointed to by the descriptor, or even allocated independently of the descriptor.

Dimensions are enumerated 0 to $rank - 1$ in source program order.

For an example in Fortran 2008, see Section D.2.3 on page 319.

Chapter 6

Other Debugging Information

This section describes debugging information that is not represented in the form of debugging information entries and is not contained within a `.debug_info` section.

In the descriptions that follow, these terms are used to specify the representation of DWARF sections:

- initial length, section offset and section length, which are defined in Sections [7.2.2 on page 197](#) and [7.4 on page 209](#).
- sbyte, ubyte, uhalf and uword, which are defined in Section [7.30 on page 262](#).
- MBZ, which indicates that a value or the contents of a field must be zero.

6.1 Accelerated Access

A debugger frequently needs to find the debugging information for a program entity defined outside of the compilation unit where the debugged program is currently stopped. Sometimes the debugger will know only the name of the entity; sometimes only the address. To find the debugging information associated with a global entity by name, using the DWARF debugging information entries alone, a debugger would need to run through all entries at the highest scope within each compilation unit.

Similarly, in languages in which the name of a type is required to always refer to the same concrete type (such as C++), a compiler may choose to elide type definitions in all compilation units except one. In this case a debugger needs a rapid way of locating the concrete type definition by name. As with the definition of global data objects, this would require a search of all the top level type definitions of all compilation units in a program.

Chapter 6. Other Debugging Information

1 To find the debugging information associated with a subroutine, given an address, a
2 debugger can use the low and high PC attributes of the compilation unit entries to
3 quickly narrow down the search, but these attributes only cover the range of addresses for
4 the text associated with a compilation unit entry. To find the debugging information
5 associated with a data object, given an address, an exhaustive search would be needed.
6 Furthermore, any search through debugging information entries for different compilation
7 units within a large program would potentially require the access of many memory pages,
8 probably hurting debugger performance.

9 To make lookups of program entities (including data objects, functions and
10 types) by name or by address faster, a producer of DWARF information may
11 provide two different types of tables containing information about the
12 debugging information entries owned by a particular compilation unit entry in a
13 more condensed format.

14 6.1.1 Lookup by Name

15 For lookup by name, a name index is maintained in a separate object file section
16 named `.debug_names`.

17 *The `.debug_names` section is new in DWARF Version 5, and supersedes the*
18 *`.debug_pubnames` and `.debug_pubtypes` sections of earlier DWARF versions. While*
19 *`.debug_names` and either `.debug_pubnames` and/or `.debug_pubtypes` sections cannot*
20 *both occur in the same compilation unit, both may be found in the set of units that make*
21 *up an executable or shared object.*

22 The index consists primarily of two parts: a list of names, and a list of index
23 entries. A name, such as a subprogram name, type name, or variable name, may
24 have several defining declarations in the debugging information. In this case, the
25 entry for that name in the list of names will refer to a sequence of index entries in
26 the second part of the table, each corresponding to one defining declaration in
27 the `.debug_info` section.

28 The name index may also contain an optional hash table for faster lookup.

29 A relocatable object file may contain a "per-CU" index, which provides an index
30 to the names defined in that compilation unit.

31 An executable or shareable object file may contain either a collection of "per-CU"
32 indexes, simply copied from each relocatable object file, or the linker may
33 produce a "per-module" index by combining the per-CU indexes into a single
34 index that covers the entire module. ■

1 **6.1.1.1 Contents of the Name Index**

2 The name index must contain an entry for each debugging information entry that
3 defines a named subprogram, label, variable, type, or namespace, subject to the
4 following rules:

- 5 • All non-defining declarations (that is, debugging information entries with a
6 [DW_AT_declaration](#) attribute) are excluded.
- 7 • [DW_TAG_namespace](#) debugging information entries without a
8 [DW_AT_name](#) attribute are included with the name “(anonymous
9 namespace)”.
- 10 • All other debugging information entries without a [DW_AT_name](#) attribute
11 are excluded.
- 12 • [DW_TAG_subprogram](#), [DW_TAG_inlined_subroutine](#), and
13 [DW_TAG_label](#) debugging information entries without an address
14 attribute ([DW_AT_low_pc](#), [DW_AT_high_pc](#), [DW_AT_ranges](#), or
15 [DW_AT_entry_pc](#)) are excluded.
- 16 • [DW_TAG_variable](#) debugging information entries with a [DW_AT_location](#)
17 attribute that includes a [DW_OP_addr](#) or [DW_OP_form_tls_address](#)
18 operator are included; otherwise, they are excluded.
- 19 • If a subprogram or inlined subroutine is included, and has a
20 [DW_AT_linkage_name](#) attribute, there will be an additional index entry for
21 the linkage name.

22 For the purposes of determining whether a debugging information entry has a
23 particular attribute (such as [DW_AT_name](#)), if debugging information entry *A*
24 has a [DW_AT_specification](#) or [DW_AT_abstract_origin](#) attribute pointing to
25 another debugging information entry *B*, any attributes of *B* are considered to be
26 part of *A*.

27 *The intent of the above rules is to provide the consumer with some assurance that looking*
28 *up an unqualified name in the index will yield all relevant debugging information entries*
29 *that provide a defining declaration at global scope for that name.*

30 *A producer may choose to implement additional rules for what names are placed in the*
31 *index, and may communicate those rules to a cooperating consumer via augmentation*
32 *sequence as described below.*

1 **6.1.1.2 Structure of the Name Index**

2 Logically, the name index can be viewed as a list of names, with a list of index
3 entries for each name. Each index entry corresponds to a debugging information
4 entry that matches the criteria given in the previous section. For example, if one
5 compilation unit has a function named `fred` and another has a struct named
6 `fred`, a lookup for “fred” will find the list containing those two index entries.

7 The index section contains nine individual parts, as illustrated in Figure 6.1
8 following.

- 9 1. A header, describing the layout of the section.
- 10 2. A list of compile units (CUs) referenced by this index.
- 11 3. A list of local type units (TUs) referenced by this index that are present in
12 this object file.
- 13 4. A list of foreign type units (TUs) referenced by this index that are not
14 present in this object file (that is, that have been placed in a split DWARF
15 object file as described in [7.3.2 on page 200](#)).
- 16 5. An optional hash lookup table.
- 17 6. The name table.
- 18 7. An optional local string pool.
- 19 8. An abbreviations table, similar to the one used by the `.debug_info` section.
- 20 9. The entry pool, containing a list of index entries for each name in the name
21 list.

22 The formats of the header and the hash lookup table are described in Section
23 [6.1.1.4 on page 153](#).

24 The list of CUs and the list of local TUs are each an array of offsets, each of which
25 is the offset of a compile unit or a type unit in the `.debug_info` section. For a
26 per-CU index, there is a single CU entry, and there may be a TU entry for each
27 type unit generated in the same translation unit as the single CU. For a
28 per-module index, there will be one CU entry for each compile unit in the
29 module, and one TU entry for each unique type unit in the module. Each list is
30 indexed starting at 0.

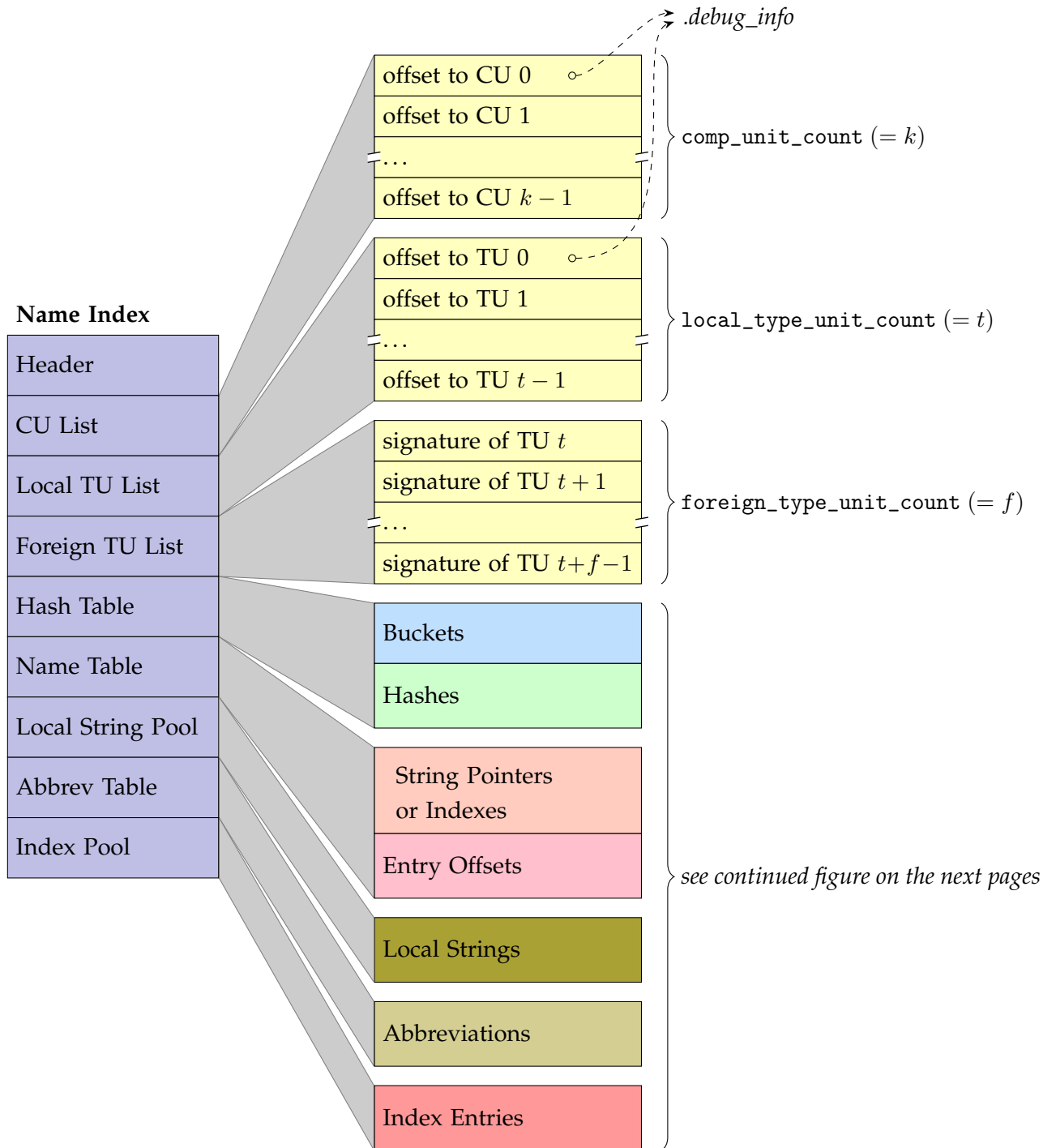
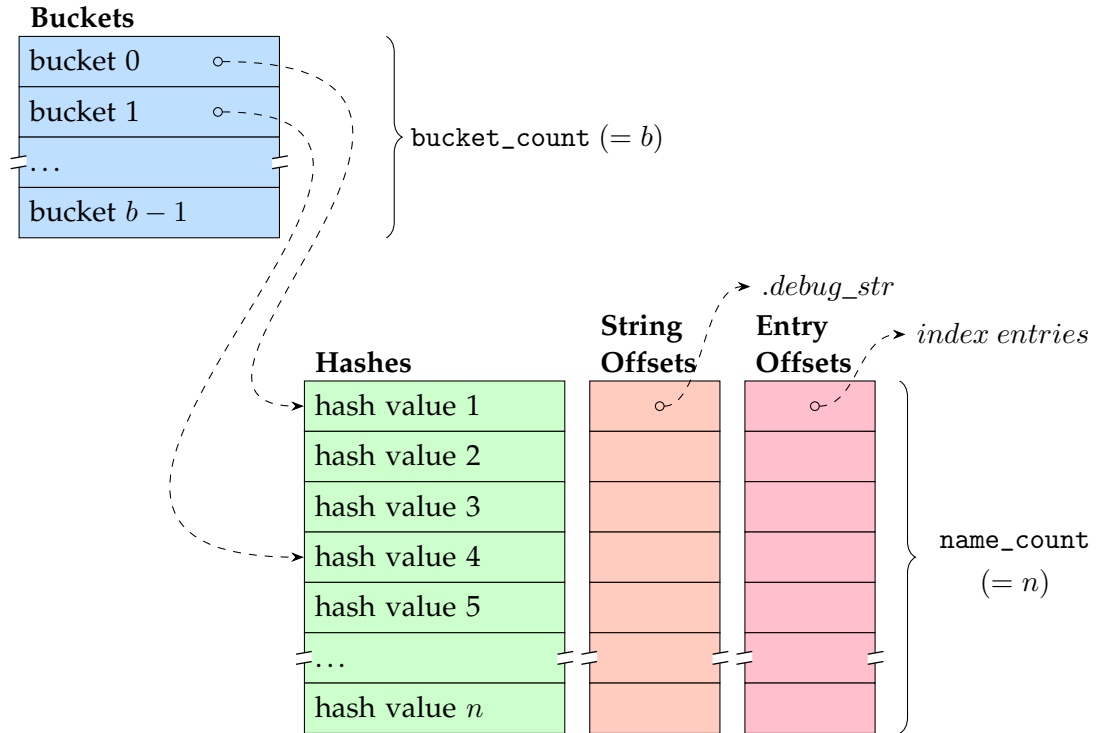


Figure 6.1: Name Index Layout



Abbreviations

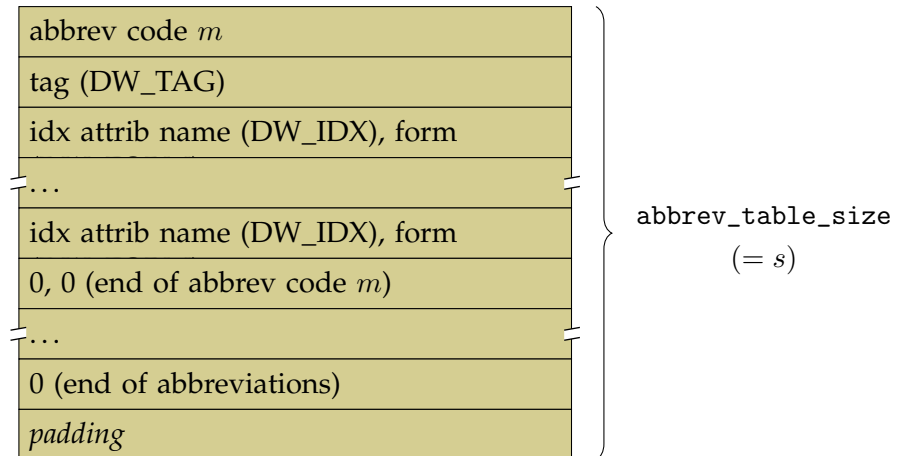


Figure 6.1: Name Index Layout (continued)




Figure 6.1: Name Index Layout (concluded)

1 The list of foreign TUs is an array of 64-bit (`DW_FORM_ref_sig8`) type
 2 signatures, representing types referenced by the index whose definitions have
 3 been placed in a different object file (that is, a split DWARF object). This list may
 4 be empty. The foreign TU list immediately follows the local TU list and they both
 5 use the same index, so that if there are N local TU entries, the index for the first
 6 foreign TU is N .

7 The name table is logically a table with a row for each unique name in the index,
 8 and two columns. The first column contains a reference to the name, as a string.
 9 The second column contains the offset within the entry pool of the list of index
 10 entries for the name.

11 The abbreviations table describes the formats of the entries in the entry pool.
 12 Like the DWARF abbreviations table in the `.debug_abbrev` section, it defines one
 13 or more abbreviation codes. Each abbreviation code provides a DWARF tag
 14 value followed by a list of pairs that defines an attribute and form code used by
 15 entries with that abbreviation code.

16 The entry pool contains all the index entries, grouped by name. The second
 17 column of the name list points to the first index entry for the name, and all the
 18 index entries for that name are placed one after the other.

19 Each index entry begins with an unsigned LEB128 abbreviation code. The

Chapter 6. Other Debugging Information

1 abbreviation list for that code provides the DWARF tag value for the entry as
2 well as the set of attributes provided by the entry and their forms.

3 The standard index attributes (see Table 6.1 on page 158) are:

- 4 • Compilation Unit (CU), a reference to an entry in the list of CUs. In a
5 per-CU index, index entries without this index attribute implicitly refer to
6 the single CU.
- 7 • Type Unit (TU), a reference to an entry in the list of local or foreign TUs.
- 8 • Debugging information entry offset within the CU or TU.
- 9 • Parent debugging information entry, a reference to the index entry for the
10 parent. This is represented as the offset of the entry relative to the start of
11 the entry pool.
- 12 • Type hash, an 8-byte hash of the type declaration.

13 It is possible that an indexed debugging information entry has a parent that is
14 not indexed (for example, if its parent does not have a name attribute). In such a
15 case, a parent index attribute may point to a nameless index entry (that is, one
16 that cannot be reached from any entry in the name table), or it may point to the
17 nearest ancestor that does have an index entry.

18 A producer may define additional producer-specific index attributes, and a
19 consumer will be able to ignore and skip over any index attributes it is not
20 prepared to handle.

21 When an index entry refers to a foreign type unit, it may have index attributes
22 for both CU and (foreign) TU. For such entries, the CU index attribute gives the
23 consumer a reference to the CU that may be used to locate a split DWARF object
24 file that contains the type unit.

25 *The type hash index attribute, not to be confused with the type signature for a TU, may
26 be provided for type entries whose declarations are not in a type unit, for the convenience
27 of link-time or post-link utilities that wish to de-duplicate type declarations across
28 compilation units. The type hash, however, is computed by the same method as specified
29 for type signatures.*

30 The last entry for each name is followed by a zero byte that terminates the list.
31 There may be gaps between the lists.

32 6.1.1.3 Per-CU versus Per-Module Indexes

33 *In a per-CU index, the CU list may have only a single entry, and index entries may omit
34 the CU attribute. (Cross-module or link-time optimization, however, may produce an*

Chapter 6. Other Debugging Information

1 *object file with several compile units in one object. A compiler in this case may produce a*
2 *separate index for each CU, or a combined index for all CUs. In the latter case, index*
3 *entries will require the CU attribute.) Most name table entries may have only a single*
4 *index entry for each, but sometimes a name may be used in more than one context and*
5 *will require multiple index entries, each pointing to a different debugging information*
6 *entry.*

7 *When linking object files containing per-CU indexes, the linker may choose to*
8 *concatenate the indexes as ordinary sections, or it may choose to combine the input*
9 *indexes into a single per-module index.*

10 *A per-module index will contain a number of CUs, and each index entry contains a CU*
11 *attribute or a TU attribute to identify which CU or TU contains the debugging*
12 *information entry being indexed. When a given name is used in multiple CUs or TUs, it*
13 *will typically have a series of index entries pointing to each CU or TU where it is*
14 *declared. For example, an index entry for a C++ namespace needs to list each occurrence,*
15 *since each CU may contribute additional names to the namespace, and the consumer*
16 *needs to find them all. On the other hand, some index entries do not need to list more*
17 *than one definition; for example, with the one-definition rule in C++, duplicate entries for*
18 *a function may be omitted, since the consumer only needs to find one declaration.*
19 *Likewise, a per-module index needs to list only a single copy of a type declaration*
20 *contained in a type unit.*

21 *For the benefit of link-time or post-link utilities that consume per-CU indexes and*
22 *produce a per-module index, the per-CU index entries provide the tag encoding for the*
23 *original debugging information entry, and may provide a type hash for certain types that*
24 *may benefit from de-duplication. For example, the standard declaration of the typedef*
25 *uint32_t is likely to occur in many CUs, but a combined per-module index needs to*
26 *retain only one; a user declaration of a typedef mytype may refer to a different type at*
27 *each occurrence, and a combined per-module index retains each unique declaration of that*
28 *type.*

29 **6.1.1.4 Data Representation of the Name Index**

30 *The name index is placed in a section named .debug_names, and consists of the*
31 *eight parts described in the following sections.*

32 **6.1.1.4.1 Section Header**

33 *The section header contains the following fields:*

- 34 1. `unit_length` (**initial length**)
35 *The length of this contribution to the name index section, not including the*
36 *length field itself (see Section 7.2.2 on page 197).*

Chapter 6. Other Debugging Information

- 1 2. `version` (uhalf)
2 A version number (see Section 7.19 on page 250). This number is specific to
3 the name index table and is independent of the DWARF version number.
- 4 3. `str_format` (ubyte)
5 An enumerated constant that specifies the representation of string references
6 in the name index. The possible values are: `DW_FORM_strp`,
7 `DW_FORM_strp8`, and `DW_FORM_strx4` (see Section 7.5.5 on page 227).
- 8 4. `padding` (ubyte)
9 Reserved to DWARF (must be zero).
- 10 5. `comp_unit_count` (uword)
11 The number of CUs in the CU list.
- 12 6. `local_type_unit_count` (uword)
13 The number of TUs in the local TU list.
- 14 7. `foreign_type_unit_count` (uword)
15 The number of TUs in the foreign TU list.
- 16 8. `bucket_count` (uword)
17 The number of hash buckets in the hash lookup table. If there is no hash
18 lookup table, this field contains 0.
- 19 9. `name_count` (uword)
20 The number of unique names in the index.
- 21 10. `local_str_pool_size` (section length)
22 Size of the local string pool. If this value is non-zero, string offsets (when
23 `str_format` is `DW_FORM_strp` or `DW_FORM_strp8`) reference the local
24 string pool. If this value is 0, string offsets reference the `.debug_str` section. If
25 `str_format` is `DW_FORM_strx4`, this field should be 0.
- 26 11. `str_offsets` (section_offset)
27 A 4-byte or 8-byte unsigned offset that points to the header of the compilation
28 unit's contribution to the `.debug_str_offsets` section. Indirect string
29 references (when `str_format` is `DW_FORM_strx4`) are interpreted as
30 zero-based indexes into the array of offsets following the header. If
31 `str_format` is `DW_FORM_strp` or `DW_FORM_strp8`, this field should be 0.
- 32 12. `abbrev_table_size` (uword)
33 The size in bytes of the abbreviations table.

Chapter 6. Other Debugging Information

1 13. `augmentation_size` (uword)

2 The size in bytes of the augmentation sequence. This value must be a
3 multiple of four.

4 14. `augmentation` (sequence of ubyte)

5 A producer-specific sequence of bytes, which provides additional
6 information about the contents of this index. If provided, the sequence begins
7 with four bytes which serve as a producer ID. The remainder of the sequence
8 is meant to be read by a cooperating consumer, and its contents and
9 interpretation are not specified here. The block is padded with zero bytes to a
10 multiple of four bytes in length.

11 *The presence of an unrecognized augmentation producer ID does not make it*
12 *impossible for a consumer to process data in the `.debug_names` section. The*
13 *augmentation sequence only provides hints to the consumer regarding the*
14 *completeness of the set of names in the index.*

15 **6.1.1.4.2 List of CUs**

16 The list of CUs immediately follows the header. Each entry in the list is an offset
17 of the corresponding compilation unit in the `.debug_info` section. In the
18 DWARF-32 format, a section offset is 4 bytes, while in the DWARF-64 format, a
19 section offset is 8 bytes.

20 The total number of entries in the list is given by `comp_unit_count`. There must
21 be at least one CU.

22 **6.1.1.4.3 List of Local TUs**

23 The list of local TUs immediately follows the list of CUs. Each entry in the list is
24 an offset of the corresponding type unit in the `.debug_info` section. In the
25 DWARF-32 format, a section offset is 4 bytes, while in the DWARF-64 format, a
26 section offset is 8 bytes.

27 Any local TU entry with a maximum representable value is considered not
28 present. Any index entry referencing such a local TU entry should be ignored.

29 The total number of entries in the list is given by `local_type_unit_count`. This
30 list may be empty.

31 **6.1.1.4.4 List of Foreign TUs**

32 The list of foreign TUs immediately follows the list of local TUs. Each entry in
33 the list is a 8-byte type signature (as described by [DW_FORM_ref_sig8](#)).

34 The number of entries in the list is given by `foreign_type_unit_count`. This list
35 may be empty.

1 **6.1.1.4.5 Hash Lookup Table**

2 The optional hash lookup table immediately follows the list of type signatures.

3 The hash lookup table is actually two separate arrays: an array of buckets,
4 followed immediately by an array of hashes. The number of entries in the
5 buckets array is given by `bucket_count`, and the number of entries in the hashes
6 array is given by `name_count`. Each array contains 4-byte unsigned integers.

7 Symbols are entered into the hash table by first computing a hash value from the
8 symbol name. The hash is computed using the "DJB" hash function described in
9 Section 7.32 on page 266. Given a hash value for the symbol, the symbol is
10 entered into a bucket whose index is the hash value modulo `bucket_count`. The
11 buckets array is indexed starting at 0.

12 For the purposes of the hash computation, each symbol name should be folded
13 according to the simple case folding algorithm defined in the "Caseless
14 Matching" subsection of Section 5.18 ("Case Mappings") of the Unicode Standard,
15 Version 9.0.0. The original symbol name, as it appears in the source code, should
16 be stored in the name table. ■

17 *Thus, two symbols that differ only by case will hash to the same slot, but the consumer*
18 *will be able to distinguish the names when appropriate.*

19 The simple case folding algorithm is further described in the `CaseFolding.txt` file
20 distributed with the Unicode Character Database. That file defines four classes of
21 mappings: Common (C), Simple (S), Full (F), and Turkish (T). The hash
22 computation specified here uses the C + S mappings only, which do not affect the
23 total length of the string, with the addition that Turkish upper case dotted 'İ' and
24 lower case dotless 'ı' are folded to the Latin lower case 'i'.

25 Each bucket contains the index of an entry in the hashes array. The hashes array
26 is indexed starting at 1, and an empty bucket is represented by the value 0.

27 The hashes array contains a sequence of the full hash values for each symbol. All
28 symbols that have the same index into the bucket list follow one another in the
29 hashes array, and the indexed entry in the bucket list refers to the first symbol.
30 When searching for a symbol, the search starts at the index given by the bucket,
31 and continues either until a matching symbol is found or until a hash value from
32 a different bucket is found. If two different symbol names produce the same hash
33 value, that hash value will occur twice in the hashes array. Thus, if a matching
34 hash value is found, but the name does not match, the search continues visiting
35 subsequent entries in the hashes table.

36 When a matching hash value is found in the hashes array, the index of that entry
37 in the hashes array is used to find the corresponding entry in the name table.

6.1.1.4.6 Name Table

The name table immediately follows the hash lookup table. It consists of two arrays: an array of string pointers or indexes, followed immediately by an array of entry offsets. The items in the first array are determined by the `str_format` field in the section header, and may be 4-byte or 8-byte offsets into either the `.debug_str` section or the local string pool, or 4-byte indexes into the array of offsets in the `.debug_str_offsets` section. The items in the second array are section offsets: 4-byte unsigned integers for the DWARF-32 format or 8-byte unsigned integers for the DWARF-64 format. The entry offsets in the second array refer to index entries, and are relative to the start of the entry pool area.

These two arrays are indexed starting at 1, and correspond one-to-one with each other. The length of each array is given by `name_count`.

If there is a hash lookup table, the hashes array corresponds on a one-to-one basis with the string offsets array and with the entry offsets array.

If there is no hash lookup table, there is no ordering requirement for the name table.

6.1.1.4.7 Local String Pool

The local string pool, if present, immediately follows the name table. It consists of a series of null-terminated strings. Its size is given by `local_str_pool_size`.

For non-split DWARF compilation units, strings used by the name table will have significant overlap with strings used by the `.debug_info` section, and a local string pool is not advisable. Relocations for the string references may be minimized by using the indirect string forms in both `.debug_info` and `.debug_names`. For split DWARF compilation units with a linker that is aware of and can combine `.debug_names` sections into a single per-module index, there is likely little overlap, and relocations for string references in the name table can be minimized by using the local string pool. If the linker simply concatenates the per-CU indexes, however, it remains beneficial to use indirect string forms and a separate string table.

6.1.1.4.8 Abbreviations Table

The abbreviations table immediately follows the local string pool or, if the local string pool is absent, the name table. This table consists of a series of abbreviation declarations. Its size is given by `abbrev_table_size`.

Each abbreviation declaration defines the tag and other attributes for a particular form of index entry. Each declaration starts with an unsigned LEB128 number representing the abbreviation code itself. It is this code that appears at the beginning of an index entry. The abbreviation code must not be 0.

Chapter 6. Other Debugging Information

1 The abbreviation code is followed by another unsigned LEB128 number that
2 encodes the tag of the debugging information entry corresponding to the index
3 entry.

4 Following the tag encoding is a series of attribute specifications. Each index
5 attribute consists of two parts: an unsigned LEB128 number that represents the
6 index attribute, and another unsigned LEB128 number that represents the index
7 attribute's form (as described in Section 7.5.4 on page 222). The series of attribute
8 specifications ends with an entry containing 0 for the attribute and 0 for the form.

9 The index attributes and their meanings are listed in Table 6.1.

Table 6.1: Index attribute encodings

| Index attribute name | Meaning |
|----------------------------------|--------------------------------------------------------------------------|
| <code>DW_IDX_compile_unit</code> | Index of CU |
| <code>DW_IDX_type_unit</code> | Index of TU (local or foreign) |
| <code>DW_IDX_die_offset</code> | Offset of DIE within CU or TU |
| <code>DW_IDX_parent</code> | Index of name table entry for parent |
| <code>DW_IDX_type_hash</code> | Hash of type declaration |
| <code>DW_IDX_external</code> | Whether <code>DW_AT_external</code> is present on the declaration (flag) |

10 The abbreviations table ends with an entry consisting of a single 0 byte for the
11 abbreviation code. The size of the table given by `abbrev_table_size` may
12 include optional padding following the terminating 0 byte.

13 6.1.1.4.9 Entry Pool

14 The entry pool immediately follows the abbreviations table. Each entry in the
15 entry offsets array in the name table (see Section 6.1.1.4.6) points to an offset in
16 the entry pool, where a series of index entries for that name is located.

17 Each index entry in the series begins with an abbreviation code, and is followed
18 by the index attribute values described by the abbreviation declaration for that
19 code. The last index entry in the series is followed by a terminating entry whose
20 abbreviation code is 0.

21 Each index entry has a flag indicating whether the corresponding DIE has the
22 `DW_AT_external` attribute with a true value. If the `DW_IDX_external` attribute is
23 missing from an entry, it means that `DW_AT_external` is false for that DIE.

24 Gaps are not allowed between entries in a series (that is, the entries for a single
25 name must all be contiguous), but there may be gaps between series.

1 *For example, a producer/consumer combination may find it useful to maintain alignment.*

2 The size of the entry pool is the remaining size of the contribution to the index
3 section, as defined by the `unit_length` header field.

4 **6.2 Line Number Information**

5 *A source-level debugger needs to know how to associate locations in the source files with*
6 *the corresponding machine instruction addresses in the executable or the shared object*
7 *files used by that executable object file. Such an association makes it possible for the*
8 *debugger user to specify machine instruction addresses in terms of source locations. This*
9 *is done by specifying the line number and the source file containing the statement. The*
10 *debugger can also use this information to display locations in terms of the source files and*
11 *to single step from line to line, or statement to statement.*

12 Line number information generated for a compilation unit is represented in the
13 `.debug_line` section of an object file, and optionally also in the `.debug_line_str`
14 section, and is referenced by a corresponding compilation unit debugging
15 information entry (see Section 3.1.1 on page 66) in the `.debug_info` section.

16 *Some computer architectures employ more than one instruction set (for example, the*
17 *ARM and MIPS architectures support a 32-bit as well as a 16-bit instruction set).*
18 *Because the instruction set is a function of the program counter, it is convenient to*
19 *encode the applicable instruction set in the `.debug_line` section as well.*

20 *If space were not a consideration, the information provided in the `.debug_line` section*
21 *could be represented as a large matrix, with one row for each instruction in the emitted*
22 *object code. The matrix would have columns for:*

- 23 • *the source file name*
- 24 • *the source line number*
- 25 • *the source column number*
- 26 • *whether this instruction is the beginning of a source statement*
- 27 • *whether this instruction is the beginning of a basic block*
- 28 • *and so on*

29 *Such a matrix, however, would be impractically large. We shrink it with two techniques.*
30 *First, we delete from the matrix each row whose file, line, source column and*
31 *discriminator is identical with that of its predecessors, except where the instruction is*
32 *marked as a suggested breakpoint location, the end of a prologue region, or the beginning*

Chapter 6. Other Debugging Information

1 *of an epilogue region. Second, we design a byte-coded language for a state machine and*
2 *store a stream of bytes in the object file instead of the matrix. This language can be much*
3 *more compact than the matrix. To the line number information a consumer must “run”*
4 *the state machine to generate the matrix for each compilation unit of interest. The concept*
5 *of an encoded matrix also leaves room for expansion. In the future, columns can be added*
6 *to the matrix to encode other things that are related to individual instruction addresses.*

7 **6.2.1 Definitions**

8 The following terms are used in the description of the line number information
9 format:

| | |
|---------------------|----------------------------------------------------------------------------------------------------------------------------------------------------------------------------------------------------------------------------------------------------------------------------------------------------------|
| state machine | The hypothetical machine used by a consumer of the line number information to expand the byte-coded instruction stream into a matrix of line number information. |
| line number program | A series of byte-coded line number information instructions representing one compilation unit. |
| basic block | A sequence of instructions where only the first instruction may be a branch target and only the last instruction may transfer control. A subprogram invocation is defined to be an exit from a basic block. <i>A basic block does not necessarily correspond to a specific source code construct.</i> |
| sequence | A series of contiguous target machine instructions. One compilation unit may emit multiple sequences (that is, not all instructions within a compilation unit are assumed to be contiguous). |

10 **6.2.2 State Machine Registers**

11 The line number information state machine has a number of registers as shown
12 in Table 6.3 following.

Chapter 6. Other Debugging Information

Table 6.3: State machine registers

| Register name | Meaning |
|---------------|--------------------------------------------------------------------------------------------------------------------------------------------------------------------------------------------------------------------------------------------------------------|
| address | The program-counter value corresponding to a machine instruction generated by the compiler. |
| op_index | An unsigned integer representing the index of an operation within a VLIW instruction. The index of the first operation is 0. For non-VLIW architectures, this register will always be 0. |
| file | An unsigned integer indicating the identity of the source file corresponding to a machine instruction. Files are numbered beginning at 0. |
| line | An unsigned integer indicating a source line number. Lines are numbered beginning at 1. The compiler may emit the value 0 in cases where an instruction cannot be attributed to any source line. |
| column | An unsigned integer indicating a column number within a source line. Columns are numbered beginning at 1. The value 0 is reserved to indicate that a statement begins at the “left edge” of the line. |
| is_stmt | A boolean indicating that the current instruction is a recommended breakpoint location. A recommended breakpoint location is intended to “represent” a line, a statement and/or a semantically distinct subpart of a statement. |
| basic_block | A boolean indicating that the current instruction is the beginning of a basic block. |
| end_sequence | A boolean indicating that the current address is that of the first byte after the end of a sequence of target machine instructions. <code>end_sequence</code> terminates a sequence of lines; therefore other information in the same row is not meaningful. |
| prologue_end | A boolean indicating that the current address is one (of possibly many) where execution should be suspended for a breakpoint at the entry of a function. |

Continued on next page

| Register name | Meaning |
|-------------------|--------------------------------------------------------------------------------------------------------------------------------------------------------------------------------------------------------------------------------------------------------------------------------------------------------------------------------------------------------------------------|
| epilogue_begin | A boolean indicating that the current address is one (of possibly many) where execution should be suspended for a breakpoint just prior to the exit of a function. |
| prologue_epilogue | A boolean indicating that the current row describes instructions within a prologue or epilogue range. |
| isa | An unsigned integer whose value encodes the applicable instruction set architecture for the current instruction. <i>The encoding of instruction sets should be shared by all users of a given architecture. It is recommended that this encoding be defined by the ABI authoring committee for each architecture.</i> |
| discriminator | An unsigned integer identifying the block to which the current instruction belongs. Discriminator values are assigned arbitrarily by the DWARF producer and serve to distinguish among multiple blocks that may all be associated with the same source file, line, and column. Where only one block exists for a given source position, the discriminator value is zero. |

1 The address and `op_index` registers, taken together, form an operation pointer
2 that can reference any individual operation within the instruction stream.

3 At the beginning of each sequence within a line number program, the state of the
4 registers is as show in Table 6.4 on the next page.

5 *The `isa` value 0 specifies that the instruction set is the architecturally determined default*
6 *instruction set. This may be fixed by the ABI, or it may be specified by other means, for*
7 *example, by the object file description.*

8 6.2.3 Line Number Program Instructions

9 The state machine instructions in a line number program belong to one of three
10 categories:

- 11 1. special opcodes
- 12 These have a ubyte opcode field and no operands.

13 *Most of the instructions in a line number program are special opcodes.*

Chapter 6. Other Debugging Information

Table 6.4: Line number program initial state

| | |
|-------------------|-----------------------------------------------------------------|
| address | 0 |
| op_index | 0 |
| file | 0 |
| line | 1 |
| column | 0 |
| is_stmt | determined by default_is_stmt in the line number program header |
| basic_block | “false” |
| end_sequence | “false” |
| prologue_end | “false” |
| epilogue_begin | “false” |
| prologue_epilogue | “false” |
| isa | 0 |
| discriminator | 0 |

1 2. standard opcodes

2 These have a ubyte opcode field which may be followed by zero or more
3 LEB128 operands (except for [DW_LNS_fixed_advance_pc](#), see Section 6.2.5.2
4 [on page 173](#)). The opcode implies the number of operands and their
5 meanings, but the line number program header also specifies the number of
6 operands for each standard opcode.

7 One standard opcode ([DW_LNS_extended_op](#)) serves as an escape that
8 allows additional opcodes without reducing the number of special opcodes.

9 3. extended opcodes

10 These have a multiple byte format. The first byte is [DW_LNS_extended_op](#).
11 The next bytes are an unsigned LEB128 integer giving the number of bytes in
12 the instruction itself (this does not include the first [DW_LNS_extended_op](#)
13 byte or the size). The remaining bytes are the instruction itself (which begins
14 with a ubyte extended opcode).

6.2.4 The Line Number Program Header

The optimal encoding of line number information depends to a certain degree upon the architecture of the target machine. The line number program header provides information used by consumers in decoding the line number program instructions for a particular compilation unit and also provides information used throughout the rest of the line number program.

The line number program for each compilation unit begins with a header containing the following fields in order:

1. `unit_length` (initial length)
The size in bytes of the line number information for this compilation unit, not including the length field itself (see Section 7.2.2 on page 197).
2. `version` (uhalf)
A version number (see Section 7.21 on page 251). This number is specific to the line number information and is independent of the DWARF version number.
3. `address_size` (ubyte)
The size of an address in bytes on the target architecture.
The `address_size` field supports the common practice of stripping all but the line number sections (`.debug_line` and `.debug_line_str`) from an executable.
4. `reserved`¹ (ubyte, MBZ)
5. `header_length`
The number of bytes following the `header_length` field to the beginning of the first byte of the line number program itself. In the 32-bit DWARF format, this is a 4-byte unsigned length; in the 64-bit DWARF format, this field is an 8-byte unsigned length (see Section 7.4 on page 209).
6. `minimum_instruction_length` (ubyte)
The size in bytes of the smallest target machine instruction. Line number program opcodes that alter the address and `op_index` registers use this and `maximum_operations_per_instruction` in their calculations.

¹This allows backward compatible support of the deprecated `segment_selector_size` field which was defined in DWARF Version 5 and earlier.

Chapter 6. Other Debugging Information

1 7. `maximum_operations_per_instruction` (ubyte)

2 The maximum number of individual operations that may be encoded in an
3 instruction. Line number program opcodes that alter the address and
4 `op_index` registers use this and `minimum_instruction_length` in their
5 calculations.

6 For non-VLIW architectures, this field is 1, the `op_index` register is always 0,
7 and the operation pointer is simply the address register.

8 8. `default_is_stmt` (ubyte)

9 The initial value of the `is_stmt` register.

10 *A simple approach to building line number information when machine instructions*
11 *are emitted in an order corresponding to the source program is to set*
12 *`default_is_stmt` to “true” and to not change the value of the `is_stmt` register*
13 *within the line number program. One matrix entry is produced for each line that has*
14 *code generated for it. The effect is that every entry in the matrix recommends the*
15 *beginning of each represented line as a breakpoint location. This is the traditional*
16 *practice for unoptimized code.*

17 *A more sophisticated approach might involve multiple entries in the matrix for a line*
18 *number; in this case, at least one entry (often but not necessarily only one) specifies a*
19 *recommended breakpoint location for the line number. `DW_LNS_negate_stmt`*
20 *opcodes in the line number program control which matrix entries constitute such a*
21 *recommendation and `default_is_stmt` might be either “true” or “false.” This*
22 *approach might be used as part of support for debugging optimized code.*

23 9. `line_base` (sbyte)

24 This parameter affects the meaning of the special opcodes. See below.

25 10. `line_range` (ubyte)

26 This parameter affects the meaning of the special opcodes. See below.

27 11. `opcode_base` (ubyte)

28 The number assigned to the first special opcode.

29 *Opcode base is typically one greater than the highest-numbered standard opcode*
30 *defined for the specified version of the line number information (12 in DWARF*
31 *Versions 3 through 6, and 9 in Version 2). If `opcode_base` is less than the typical*
32 *value, then standard opcode numbers greater than or equal to the opcode base are not*
33 *used in the line number table of this unit (and the codes are treated as special*
34 *opcodes). If `opcode_base` is greater than the typical value, then the numbers*
35 *between that of the highest standard opcode and the first special opcode (not*
36 *inclusive) are used for producer-specific extensions.*

Chapter 6. Other Debugging Information

1 12. `standard_opcode_lengths` (array of ubyte)

2 This array specifies the number of LEB128 operands for each of the standard
3 opcodes. The first element of the array corresponds to the opcode whose
4 value is 1, and the last element corresponds to the opcode whose value is
5 `opcode_base - 1`.

6 *By increasing `opcode_base`, and adding elements to this array, new standard*
7 *opcodes can be added, while allowing consumers who do not know about these new*
8 *opcodes to be able to skip them.*

9 *Codes for producer-specific extensions, if any, are described just like standard opcodes.*

10 13. `directory_format_count` (ULEB128)

11 A count of the number of entries in the following `directory_format_table`
12 field.

13 14. `directory_format_table` (sequence of record format descriptors)

14 A sequence of record format descriptors. Each descriptor consists the
15 following:

- 16 • A sequence of field descriptors. Each field descriptor consists of a pair of
17 unsigned LEB128 values: (a) a content type code (see Sections [6.2.4.1 on](#)
18 [page 168](#) and [6.2.4.2 on page 170](#)), and (b) a form code (using the
19 attribute form codes).
- 20 • A pair of zero bytes to terminate the descriptor.

21 The line number program numbers the record format descriptors
22 sequentially, beginning with 0.

23 The format declarations describe the layout of the entries in the `directories`
24 field, below.

25 15. `directories_count` (ULEB128)

26 A count of the number of entries in the following `directories` field.

27 16. `directories` (sequence of directory entries)

28 A sequence of directory entries. Each entry consists of:

- 29 • A format code (ULEB128), which selects a record format descriptor from
30 the `directory_format_table` field, above, by its index.
- 31 • A sequence of fields as described by the selected record format
32 descriptor.

Chapter 6. Other Debugging Information

1 Each directory entry describes a path that was searched for included source
2 files in this compilation, including the compilation directory of the
3 compilation. (The paths include those directories specified by the user for the
4 compiler to search and those the compiler searches without explicit direction.)

5 The first path entry is the current directory of the compilation; if that entry is
6 specified using a relative path, it is relative to the location of the linked image
7 containing the line table entries (assuming the image has not been moved).
8 Each additional path entry is either a full path name or is relative to the
9 current directory of the compilation.

10 The line number program assigns a number (index) to each of the directory
11 entries in order, beginning with 0.

12 *Prior to DWARF Version 5, the current compilation file did not have a specific entry*
13 *in the `file_names` field. Starting in DWARF Version 5, the current file name has*
14 *index 0.*

15 *Note that if a `.debug_line_str` section is present, both the compilation unit*
16 *debugging information entry and the line number header can share a single copy of*
17 *the current directory name string.*

18 17. `file_name_format_count` (ULEB128)

19 A count of the number of format descriptors in the following
20 `file_name_format_table` field.

21 18. `file_name_format_table` (sequence of record format descriptors)

22 A sequence of record format descriptors. Each descriptor consists of:

- 23 • A sequence of field descriptors. Each field descriptor consists of a pair of
24 unsigned LEB128 values: (a) a content type code (see Sections [6.2.4.1 on](#)
25 [the following page](#) and [6.2.4.2 on page 170](#)), and (b) a form code (using
26 the attribute form codes).
- 27 • A pair of zero bytes to terminate the descriptor.

28 The line number program numbers the record format descriptors
29 sequentially, beginning with 0.

30 The format declarations describe the layout of the entries in the `file_names`
31 field, below.

32 19. `file_names_count` (ULEB128)

33 A count of the number of file name entries in the following `file_names` field. ■

Chapter 6. Other Debugging Information

20. `file_names` (sequence of file name entries)

A sequence of file name entries. Each entry consists of:

- A format code (ULEB128), which selects a record format descriptor from the `file_name_format_table`, by its index.
- A sequence of fields as described by the selected record format descriptor.

Each file name entry describes a source file that contributes to the line number information for this compilation or is used in other contexts, such as in a declaration coordinate or a macro file inclusion.

The first file name entry is the primary source file, whose file name exactly matches that given in the `DW_AT_name` attribute in the compilation unit debugging information entry.

The line number program references file names in this sequence beginning with 0, and uses those numbers instead of file names in the line number program that follows.

Prior to DWARF Version 5, the current compilation file name was not represented in the `file_names` field. In DWARF Version 5 and after, the current compilation file name is explicitly present and has index 0. This is needed to support the common practice of stripping all but the line number sections `fnad` and `.debug_line_str` from an executable.

Note that if a `.debug_line_str` section is present, both the compilation unit debugging information entry and the line number header can share a single copy of the current file name string.

6.2.4.1 Standard Content Descriptions

DWARF-defined content type codes are used to indicate the type of information that is represented in one component of an include directory or file name description. The following type codes are defined.

1. `DW_LNCT_path`

The component is a null-terminated path name string. If the associated form code is `DW_FORM_string`, then the string occurs immediately in the containing `directories` or `file_names` field. If the form code is `DW_FORM_line_strp`, then the string is included in the `.debug_line_str` section; if the form code is `DW_FORM_strp` or `DW_FORM_strp8`, then the string is included in the `.debug_str` section; if the form code is `DW_FORM_strp_sup` or `DW_FORM_strp_sup8`, then the string is included in

Chapter 6. Other Debugging Information

1 the supplementary string section. In all cases other than `DW_FORM_string`,
2 the string's offset occurs immediately in the containing directories or
3 `file_names` field.

4 In the 32-bit DWARF format, the representation of a `DW_FORM_line_strp`
5 value is a 4-byte unsigned offset; in the 64-bit DWARF format, it is an 8-byte
6 unsigned offset (see Section 7.4 on page 209).

7 *Note that this use of `DW_FORM_line_strp` is similar to `DW_FORM_strp` but refers*
8 *to the `.debug_line_str` section, not `.debug_str`. It is needed to support the*
9 *common practice of stripping all but the line number sections (`.debug_line` and*
10 *`.debug_line_str`) from an executable.*

11 In a `.debug_line.dwo` section, the forms `DW_FORM_strx`, `DW_FORM_strx1`,
12 `DW_FORM_strx2`, `DW_FORM_strx3` and `DW_FORM_strx4` may also be
13 used. These refer into the `.debug_str_offsets.dwo` section (and indirectly
14 also the `.debug_str.dwo` section) because no "`.debug_line_str_offsets.dwo`"
15 or "`.debug_line_str.dwo`" sections exist or are defined for use in split objects.
16 (The form `DW_FORM_string` may also be used, but this precludes the
17 benefits of string sharing.)

18 2. `DW_LNCT_directory_index`

19 The unsigned directory index represents an entry in the directories field of
20 the header. The index is 0 if the file was found in the current directory of the
21 compilation (hence, the first directory in the directories field), 1 if it was
22 found in the second directory in the directories field, and so on.

23 This content code is always paired with one of the forms `DW_FORM_data1`,
24 `DW_FORM_data2` or `DW_FORM_adata`.

25 *The optimal form for a producer to use (which results in the minimum size for the set*
26 *of `include_index` fields) depends not only on the number of directories in the*
27 *directories field, but potentially on the order in which those directories are listed and*
28 *the number of times each is used in the `file_names` field.*

29 3. `DW_LNCT_timestamp`

30 `DW_LNCT_timestamp` indicates that the value is the
31 implementation-defined time of last modification of the file, or 0 if not
32 available. It is always paired with one of the forms `DW_FORM_adata`,
33 `DW_FORM_data4`, `DW_FORM_data8` or `DW_FORM_block`.

4. `DW_LNCT_size`

`DW_LNCT_size` indicates that the value is the unsigned size of the file in bytes, or 0 if not available. It is paired with one of the forms `DW_FORM_udata`, `DW_FORM_data1`, `DW_FORM_data2`, `DW_FORM_data4` or `DW_FORM_data8`.

5. `DW_LNCT_MD5`

`DW_LNCT_MD5` indicates that the value is a 16-byte `MD5` digest of the file contents. It is paired with form `DW_FORM_data16`.

6. `DW_LNCT_source`

`DW_LNCT_source` specifies a null-terminated UTF-8 string that constitutes the source text for the program. It is paired with the same forms as `DW_LNCT_path`.

When the source field is present, consumers use the embedded source instead of accessing the source using the file path provided by the `DW_LNCT_path` field.

This is useful for programming languages that support runtime compilation and runtime generation of source text. In these cases, the source text does not reside in any permanent file. For example, the OpenCL C language supports runtime compilation.

7. `DW_LNCT_URL`

`DW_LNCT_URL` specifies a null-terminated UTF-8 string that identifies where the source text for the program is found on the Internet. It is paired with the same forms as `DW_LNCT_path`.

An example that uses this line number header format is found in Appendix D.5.1 on page 345.

6.2.4.2 Producer-defined Content Descriptions

Producer-defined content descriptions may be defined using content type codes in the range `DW_LNCT_lo_user` to `DW_LNCT_hi_user`. Each such code may be combined with one or more forms from the set: `DW_FORM_block`, `DW_FORM_block1`, `DW_FORM_block2`, `DW_FORM_block4`, `DW_FORM_data1`, `DW_FORM_data2`, `DW_FORM_data4`, `DW_FORM_data8`, `DW_FORM_data16`, `DW_FORM_flag`, `DW_FORM_line_strp`, `DW_FORM_sdata`, `DW_FORM_sec_offset`, `DW_FORM_string`, `DW_FORM_strp`, `DW_FORM_strp8`, `DW_FORM_strp_sup`, `DW_FORM_strp_sup8`, `DW_FORM_strx`, `DW_FORM_strx1`, `DW_FORM_strx2`, `DW_FORM_strx3`, `DW_FORM_strx4` and `DW_FORM_udata`.

1 *If a consumer encounters a producer-defined content type that it does not understand, it*
2 *should skip the content data as though it were not present.*

3 **6.2.5 The Line Number Program**

4 As stated before, the goal of a line number program is to build a matrix
5 representing one compilation unit, which may have produced multiple
6 sequences of target machine instructions. Within a sequence, addresses and
7 operation pointers may only increase. (Line numbers may decrease in cases of
8 pipeline scheduling or other optimization.)

9 **6.2.5.1 Special Opcodes**

10 Each ubyte special opcode has the following effect on the state machine:

- 11 1. Add a signed integer to the `line` register.
- 12 2. Modify the operation pointer by incrementing the address and `op_index`
13 registers as described below.
- 14 3. Append a row to the matrix using the current values of the state machine
15 registers.
- 16 4. Set the `basic_block` register to “false.”
- 17 5. Set the `prologue_end` register to “false.”
- 18 6. Set the `epilogue_begin` register to “false.”
- 19 7. Set the `epilogue_epilogue` register to “false.”
- 20 8. Set the `discriminator` register to 0.

21 All of the special opcodes do those same things; they differ from one another
22 only in what values they add to the `line`, `address` and `op_index` registers.

23 *Instead of assigning a fixed meaning to each special opcode, the line number program*
24 *uses several parameters in the header to configure the instruction set. There are two*
25 *reasons for this. First, although the opcode space available for special opcodes ranges from*
26 *13 through 255, the lower bound may increase if one adds new standard opcodes. Thus,*
27 *the `opcode_base` field of the line number program header gives the value of the first*
28 *special opcode. Second, the best choice of special-opcode meanings depends on the target*
29 *architecture. For example, for a RISC machine where the compiler-generated code*
30 *interleaves instructions from different lines to schedule the pipeline, it is important to be*
31 *able to add a negative value to the `line` register to express the fact that a later instruction*
32 *may have been emitted for an earlier source line. For a machine where pipeline scheduling*

Chapter 6. Other Debugging Information

1 *never occurs, it is advantageous to trade away the ability to decrease the line register (a*
2 *standard opcode provides an alternate way to decrease the line number) in return for the*
3 *ability to add larger positive values to the address register. To permit this variety of*
4 *strategies, the line number program header defines a `line_base` field that specifies the*
5 *minimum value which a special opcode can add to the line register and a `line_range`*
6 *field that defines the range of values it can add to the line register.*

7 A special opcode value is chosen based on the amount that needs to be added to
8 the line, address and op_index registers. The maximum line increment for a
9 special opcode is the value of the line_base field in the header, plus the value of
10 the line_range field, minus 1 (line base + line range - 1). If the desired line
11 increment is greater than the maximum line increment, a standard opcode must
12 be used instead of a special opcode. The operation advance represents the
13 number of operations to skip when advancing the operation pointer.

14 The special opcode is then calculated using the following formula:

```
15 opcode =  
16     (desired line increment - line_base) +  
17     (line_range * operation advance) + opcode_base
```

18 If the resulting opcode is greater than 255, a standard opcode must be used
19 instead.

20 *When `maximum_operations_per_instruction` is 1, the operation advance is simply*
21 *the address increment divided by the `minimum_instruction_length`.*

22 To decode a special opcode, subtract the opcode_base from the opcode itself to
23 give the *adjusted opcode*. The *operation advance* is the result of the adjusted opcode
24 divided by the line_range. The new address and op_index values are given by

```
25     adjusted opcode = opcode - opcode_base  
26     operation advance = adjusted opcode / line_range  
27  
28     new address = address +  
29         minimum_instruction_length *  
30         ((op_index + operation advance) / maximum_operations_per_instruction)  
31  
32     new op_index =  
33         (op_index + operation advance) % maximum_operations_per_instruction
```

34 *When the `maximum_operations_per_instruction` field is 1, `op_index` is always 0*
35 *and these calculations simplify to those given for addresses in DWARF Version 3 and*
36 *earlier.*

Chapter 6. Other Debugging Information

1 The amount to increment the line register is the `line_base` plus the result of the
2 *adjusted opcode* modulo the `line_range`. That is,

3
$$\text{line increment} = \text{line_base} + (\text{adjusted opcode} \% \text{line_range})$$

4 See [Appendix D.5.2 on page 346](#) for an example.

5 6.2.5.2 Standard Opcodes

6 The standard opcodes, their applicable operands and the actions performed by
7 these opcodes are as follows:

8 1. **DW_LNS_copy**

9 The `DW_LNS_copy` opcode takes no operands. It appends a row to the
10 matrix using the current values of the state machine registers. Then it sets the
11 discriminator register to 0, and sets the `basic_block`, `prologue_end`,
12 `epilogue_begin` and `prologue_epilogue` registers to “false.”

13 2. **DW_LNS_advance_pc**

14 The `DW_LNS_advance_pc` opcode takes a single unsigned LEB128 operand
15 as the operation `advance` and modifies the `address` and `op_index` registers as
16 specified in [Section 6.2.5.1 on page 171](#).

17 3. **DW_LNS_advance_line**

18 The `DW_LNS_advance_line` opcode takes a single signed LEB128 operand
19 and adds that value to the `line` register of the state machine.

20 4. **DW_LNS_set_file**

21 The `DW_LNS_set_file` opcode takes a single unsigned LEB128 operand and
22 stores it in the `file` register of the state machine.

23 5. **DW_LNS_set_column**

24 The `DW_LNS_set_column` opcode takes a single unsigned LEB128 operand
25 and stores it in the `column` register of the state machine.

26 6. **DW_LNS_negate_stmt**

27 The `DW_LNS_negate_stmt` opcode takes no operands. It sets the `is_stmt`
28 register of the state machine to the logical negation of its current value.

29 7. **DW_LNS_set_basic_block**

30 The `DW_LNS_set_basic_block` opcode takes no operands. It sets the
31 `basic_block` register of the state machine to “true.”

Chapter 6. Other Debugging Information

8. **DW_LNS_const_add_pc**

The DW_LNS_const_add_pc opcode takes no operands. It advances the address and op_index registers by the increments corresponding to special opcode 255.

When the line number program needs to advance the address by a small amount, it can use a single special opcode, which occupies a single byte. When it needs to advance the address by up to twice the range of the last special opcode, it can use DW_LNS_const_add_pc followed by a special opcode, for a total of two bytes. Only if it needs to advance the address by more than twice that range will it need to use both DW_LNS_advance_pc and a special opcode, requiring three or more bytes.

9. **DW_LNS_fixed_advance_pc**

The DW_LNS_fixed_advance_pc opcode takes a single uhalf (unencoded) operand and adds it to the address register of the state machine and sets the op_index register to 0. This is the only standard opcode whose operand is **not** a variable length number. It also does **not** multiply the operand by the minimum_instruction_length field of the header.

Some assemblers may not be able emit DW_LNS_advance_pc or special opcodes because they cannot encode LEB128 numbers or judge when the computation of a special opcode overflows and requires the use of DW_LNS_advance_pc. Such assemblers, however, can use DW_LNS_fixed_advance_pc instead, sacrificing compression.

10. **DW_LNS_set_prologue_end**

The DW_LNS_set_prologue_end opcode takes no operands. It sets the prologue_end register to “true.”

When a breakpoint is set on entry to a function, it is generally desirable for execution to be suspended, not on the very first instruction of the function, but rather at a point after the function’s frame has been set up, after any language defined local declaration processing has been completed, and before execution of the first statement of the function begins. Debuggers generally cannot properly determine where this point is. This command allows a compiler to communicate the location(s) to use.

In the case of optimized code, there may be more than one such location; for example, the code might test for a special case and make a fast exit prior to setting up the frame.

Note that the function to which the prologue_end applies cannot be directly determined from the line number information alone; the function must be determined in combination with the subroutine information entries of the compilation (including inlined subroutines).

11. **DW_LNS_set_epilogue_begin**

The DW_LNS_set_epilogue_begin opcode takes no operands. It sets the epilogue_begin and prologue_epilogue registers to “true.”

When a breakpoint is set on the exit of a function or execution steps over the last executable statement of a function, it is generally desirable to suspend execution after completion of the last statement but prior to tearing down the frame (so that local variables can still be examined). Debuggers generally cannot properly determine where this point is. This command allows a compiler to communicate the location(s) to use.

Note that the function to which the epilogue end applies cannot be directly determined from the line number information alone; the function must be determined in combination with the subroutine information entries of the compilation (including inlined subroutines).

In the case of a trivial function, both prologue end and epilogue begin may occur at the same address.

12. **DW_LNS_set_isa**

The DW_LNS_set_isa opcode takes a single unsigned LEB128 operand and stores that value in the isa register of the state machine.

13. **DW_LNS_extended_op**

The DW_LNS_extended_op opcode takes two operands. The first is an unsigned LEB128 value that gives the size of the operand that follows. The second begins with an extended opcode which is followed by operands appropriate to that opcode.

6.2.5.3 Extended Opcodes

Extended opcodes are used as part of a [DW_LNS_extended_op](#) operation (see Section [6.2.3 on page 162](#)).

The extended opcodes are as follows:

1. **DW_LNE_end_sequence**

The DW_LNE_end_sequence opcode takes no operands. It sets the end_sequence register of the state machine to “true” and appends a row to the matrix using the current values of the state-machine registers. Then it resets the registers to the initial values specified above (see Section [6.2.2 on page 160](#)). Every line number program sequence must end with a [DW_LNE_end_sequence](#) instruction which creates a row whose address is that of the byte after the last target machine instruction of the sequence.

1 2. **DW_LNE_set_address**

2 The DW_LNE_set_address opcode takes a single relocatable address as an
3 operand. The size of the operand is the size of an address on the target
4 machine. It sets the address register to the value given by the relocatable
5 address and sets the op_index register to 0.

6 If the address value is the reserved target address (see Section 2.4.1 on
7 page 26), no instructions are associated with subsequent rows up to but not
8 including the subsequent DW_LNE_set_address or DW_LNE_end_sequence
9 opcode, which is equivalent to omitting that sequence of opcodes.

10 *All of the other line number program opcodes that affect the address register add a
11 delta to it. This instruction stores a relocatable value into the address register instead.*

12 3. **DW_LNE_set_discriminator**

13 The DW_LNE_set_discriminator opcode takes a single parameter, an
14 unsigned LEB128 integer. It sets the discriminator register to the new value.

15 4. **DW_LNE_padding**

16 The DW_LNE_padding opcode is followed by a single operand which
17 consists of a sequence of zero or more arbitrary bytes up to the length
18 specified by the unsigned LEB128 integer that precedes all extended opcodes.
19 The opcode and operand have no effect on the line number program.

20 *This permits a producer to pad or overwrite arbitrary parts of a line number program,
21 with a minimum of the three bytes needed to encode any extended opcode.*

22 5. **DW_LNE_set_prologue_epilogue**

23 The DW_LNE_set_prologue_epilogue opcode takes no operands. It sets the
24 prologue_epilogue register to "true."

25 *Appendix D.5.3 on page 347 gives some sample line number programs.*

26 **6.3 Macro Information**

27 *Some languages, such as C and C++, provide a way to replace text in the source program
28 with macros defined either in the source file itself, or in another file included by the source
29 file. Because these macros are not themselves defined in the target language, it is difficult
30 to represent their definitions using the standard language constructs of DWARF. The
31 debugging information therefore reflects the state of the source after the macro definition
32 has been expanded, rather than as the programmer wrote it. The macro information table
33 provides a way of preserving the original source in the debugging information.*

1 As described in Section 3.1.1 on page 66, the macro information for a given
2 compilation unit is represented in the `.debug_macro` section of an object file. ■

3 The macro information for each compilation unit consists of one or more macro
4 units. Each macro unit starts with a header and is followed by a series of macro
5 information entries or file inclusion entries. Each entry consists of an opcode
6 followed by zero or more operands. Each macro unit ends with an entry
7 containing an opcode of 0.

8 In all macro information entries, the line number of the entry is encoded as an
9 unsigned LEB128 integer.

10 6.3.1 Macro Information Header

11 The macro information header contains the following fields:

12 1. `version` (uhalf)

13 A version number (see Section 7.22 on page 253). This number is specific to
14 the macro information and is independent of the DWARF version number.

15 2. `flags` (ubyte)

16 The bits of the `flags` field are interpreted as a set of flags, some of which may
17 indicate that additional fields follow.

18 The following flags, beginning with the least significant bit, are defined:

19 • `offset_size_flag`

20 If the `offset_size_flag` is zero, the header is for a 32-bit DWARF format
21 macro section and all offsets are 4 bytes long; if it is one, the header is for
22 a 64-bit DWARF format macro section and all offsets are 8 bytes long.

23 This flag does not apply to the the following entries:

24 [DW_MACRO_define_sup4](#), [DW_MACRO_define_sup8](#),
25 [DW_MACRO_undef_sup4](#), [DW_MACRO_undef_sup8](#),
26 [DW_MACRO_import_sup4](#) and [DW_MACRO_import_sup8](#).

27 • `debug_line_offset_flag`

28 If the `debug_line_offset_flag` is one, the `debug_line_offset` field (see
29 below) is present. If zero, that field is omitted.

30 • `opcode_operands_table_flag`

31 If the `opcode_operands_table_flag` is one, the `opcode_operands_table`
32 field (see below) is present. If zero, that field is omitted.

33 All other flags are reserved by DWARF.

Chapter 6. Other Debugging Information

3. `debug_line_offset`

An offset in the `.debug_line` section (if this header is in a `.debug_macro` section) or `.debug_line.dwo` section (if this header is in a `.debug_macro.dwo` section) of the beginning of the line number information in the containing compilation, encoded as a 4-byte offset for a 32-bit DWARF format macro section and an 8-byte offset for a 64-bit DWARF format macro section.

4. `opcode_operands_table`

An `opcode_operands_table` describing the operands of the macro information entry opcodes.

The macro information entries defined in this standard may, but need not, be described in the table, while other producer-defined entry opcodes used in the section are described there. Producer extension entry opcodes are allocated in the range from `DW_MACRO_lo_user` to `DW_MACRO_hi_user`. Other unassigned codes are reserved for future DWARF standards.

The table starts with a 1-byte count of the defined opcodes, followed by an entry for each of those opcodes. Each entry starts with a 1-byte unsigned opcode number, followed by unsigned LEB128 encoded number of operands and for each operand there is a single unsigned byte describing the form in which the operand is encoded. The allowed forms are: `DW_FORM_block`, `DW_FORM_block1`, `DW_FORM_block2`, `DW_FORM_block4`, `DW_FORM_data1`, `DW_FORM_data2`, `DW_FORM_data4`, `DW_FORM_data8`, `DW_FORM_data16`, `DW_FORM_flag`, `DW_FORM_line_strp`, `DW_FORM_sdata`, `DW_FORM_sec_offset`, `DW_FORM_string`, `DW_FORM_strp`, `DW_FORM_strp8`, `DW_FORM_strp_sup`, `DW_FORM_strp_sup8`, `DW_FORM_strx`, `DW_FORM_strx1`, `DW_FORM_strx2`, `DW_FORM_strx3`, `DW_FORM_strx4` and `DW_FORM_adata`.

6.3.2 Macro Information Entries

All macro information entries within a `.debug_macro` section for a given compilation unit appear in the same order in which the directives were processed by the compiler (after taking into account the effect of the macro import directives).

The source file in which a macro information entry occurs can be derived by interpreting the sequence of entries from the beginning of the `.debug_macro` section.

`DW_MACRO_start_file` and `DW_MACRO_end_file` indicate changes in the containing file.

1 **6.3.2.1 Define and Undefine Entries**

2 The define and undefine macro entries have multiple forms that use different
3 representations of their two operands.

4 While described in pairs below, the forms of define and undefine entries may be
5 freely intermixed.

6 1. **DW_MACRO_define, DW_MACRO_undef**

7 A DW_MACRO_define or DW_MACRO_undef entry has two operands. The
8 first operand encodes the source line number of the #define or #undef macro
9 directive. The second operand is a null-terminated character string for the
10 macro being defined or undefined.

11 The contents of the operands are described below (see Sections 6.3.2.2 and
12 6.3.2.3 following).

13 2. **DW_MACRO_define_strp, DW_MACRO_undef_strp**

14 A DW_MACRO_define_strp or DW_MACRO_undef_strp entry has two
15 operands. The first operand encodes the source line number of the #define or
16 #undef macro directive. The second operand consists of an offset into a string
17 table contained in the .debug_str section of the object file. The size of the
18 operand is given in the header offset_size_flag field.

19 The contents of the operands are described below (see Sections 6.3.2.2 and
20 6.3.2.3 following).

21 3. **DW_MACRO_define_strx, DW_MACRO_undef_strx**

22 A DW_MACRO_define_strx or DW_MACRO_undef_strx entry has two
23 operands. The first operand encodes the line number of the #define or
24 #undef macro directive. The second operand identifies a string; it is
25 represented using an unsigned LEB128 encoded value, which is interpreted as
26 a zero-based index into an array of offsets in the .debug_str_offsets section.

27 The contents of the operands are described below (see Sections 6.3.2.2 and
28 6.3.2.3 following).

29 4. **DW_MACRO_define_sup4, DW_MACRO_define_sup8,
30 DW_MACRO_undef_sup4, DW_MACRO_undef_sup8**

31 A DW_MACRO_define_sup4, DW_MACRO_define_sup8,
32 DW_MACRO_undef_sup4 or DW_MACRO_undef_sup8 entry has two
33 operands. The first operand encodes the line number of the #define or
34 #undef macro directive. The second operand identifies a string; it is
35 represented as an offset into a string table contained in the .debug_str
36 section of the supplementary object file. The size of the operand is 4-bytes for

1 DW_MACRO_define_sup4 and DW_MACRO_undef_sup4, and 8-bytes for
2 DW_MACRO_define_sup8 and DW_MACRO_undef_sup8.

3 The contents of the operands are described below (see Sections 6.3.2.2 and
4 6.3.2.3 following).

5 6.3.2.2 Macro Define String

6 In the case of a DW_MACRO_define, DW_MACRO_define_strp,
7 DW_MACRO_define_strx, DW_MACRO_define_sup4 or
8 DW_MACRO_define_sup8 entry, the value of the second operand is the name of
9 the macro symbol that is defined at the indicated source line, followed
10 immediately by the macro formal parameter list including the surrounding
11 parentheses (in the case of a function-like macro) followed by the definition
12 string for the macro. If there is no formal parameter list, then the name of the
13 defined macro is followed immediately by its definition string.

14 In the case of a function-like macro definition, no whitespace characters appear
15 between the name of the defined macro and the following left parenthesis.
16 Formal parameters are separated by a comma without any whitespace. Exactly
17 one space character separates the right parenthesis that terminates the formal
18 parameter list and the following definition string.

19 In the case of a “normal” (that is, non-function-like) macro definition, exactly one
20 space character separates the name of the defined macro from the following
21 definition text.

22 6.3.2.3 Macro Undefine String

23 In the case of a DW_MACRO_undef, DW_MACRO_undef_strp,
24 DW_MACRO_undef_strx, DW_MACRO_undef_sup4 or
25 DW_MACRO_undef_sup8 entry, the value of the second string is the name of the
26 pre-processor symbol that is undefined at the indicated source line.

27 6.3.2.4 Entries for Command Line Options

28 A DWARF producer generates a define or undefine entry for each pre-processor
29 symbol which is defined or undefined by some means other than such a directive
30 within the compiled source text. In particular, pre-processor symbol definitions
31 and undefinitions which occur as a result of command line options (when
32 invoking the compiler) are represented by their own define and undefine entries.

1 All such define and undefine entries representing compilation options appear
2 before the first [DW_MACRO_start_file](#) entry for that compilation unit (see
3 Section 6.3.3 following) and encode the value 0 in their line number operands.

4 **6.3.3 File Inclusion Entries**

5 **6.3.3.1 Source Include Directives**

6 The following directives describe a source file inclusion directive (`#include` in
7 C/C++) and the ending of an included file.

8 **1. DW_MACRO_start_file**

9 A `DW_MACRO_start_file` entry has two operands. The first operand encodes
10 the line number of the source line on which the `#include` macro directive
11 occurs. The second operand encodes a source file name index.

12 The source file name index is the file number in the line number information
13 table for the compilation unit.

14 If a `DW_MACRO_start_file` entry is present, the header contains a reference
15 to the `.debug_line` section or `.debug_line.dwo` section of the compilation, as
16 appropriate.

17 **2. DW_MACRO_end_file**

18 A `DW_MACRO_end_file` entry has no operands. The presence of the entry
19 marks the end of the current source file inclusion.

20 When providing macro information in an object file, a producer generates
21 [DW_MACRO_start_file](#) and [DW_MACRO_end_file](#) entries for the source file
22 submitted to the compiler for compilation. This [DW_MACRO_start_file](#) entry
23 has the value 0 in its line number operand and references the file entry in the line
24 number information table for the primary source file.

25 **6.3.3.2 Importation of Macro Units**

26 The import entries make it possible to replicate macro units. The first form
27 supports replication within the current compilation and the second form
28 supports replication across separate executable or shared object files.

29 *Import entries do not reflect the source program and, in fact, are not necessary at all.*
30 *However, they do provide a mechanism that can be used to reduce redundancy in the*
31 *macro information and thereby to save space.*

1. **DW_MACRO_import**

A DW_MACRO_import entry has one operand, an offset into another part of the .debug_macro section that is the beginning of a target macro unit. The size of the operand depends on the header offset_size_flag field. The DW_MACRO_import entry instructs the consumer to replicate the sequence of entries following the target macro header which begins at the given .debug_macro offset, up to, but excluding, the terminating entry with opcode 0, as though the sequence of entries occurs in place of the import operation.

2. **DW_MACRO_import_sup4, DW_MACRO_import_sup8**

A DW_MACRO_import_sup4 or DW_MACRO_import_sup8 entry has one operand, an offset from the start of the .debug_macro section in the supplementary object file. The size of the operand is 4 bytes for DW_MACRO_import_sup4 and 8 bytes for DW_MACRO_import_sup8. Apart from the different location in which to find the macro unit, this entry type is equivalent to DW_MACRO_import.

These entry types are aimed at sharing duplicate macro units between .debug_macro sections from different executable or shared object files.

From within the .debug_macro section of the supplementary object file, DW_MACRO_define_strp and DW_MACRO_undef_strp entries refer to the .debug_str section of that same supplementary file; similarly, DW_MACRO_import entries refer to the .debug_macro section of that same supplementary file.

6.3.4 Other Entries

1. **DW_MACRO_padding**

The DW_MACRO_padding opcode takes two operands, a byte count and a sequence of arbitrary bytes. The byte count is an unsigned unsigned LEB128 encoded number and does not include the size of the opcode or the byte count operand. The opcode and operands have no effect on the macro information.

This permits a producer to pad the macro information with a minimum of two bytes.

6.4 Call Frame Information

Debuggers often need to be able to view and modify the state of any subroutine activation that is on the call stack. An activation consists of:

- A code location that is within the subroutine. This location is either the place where the program stopped when the debugger got control (for example, a breakpoint), or is a place where a subroutine made a call or was interrupted by an asynchronous event (for example, a signal).
- An area of memory that is allocated on a stack called a “call frame.” The call frame is identified by an address on the stack. We refer to this address as the Canonical Frame Address or CFA. Typically, the CFA is defined to be the value of the stack pointer at the call site in the previous frame (which may be different from its value on entry to the current frame).
- A set of registers that are in use by the subroutine at the code location.

Typically, a set of registers are designated to be preserved across a call. If a callee wishes to use such a register, it saves the value that the register had at entry time in its call frame and restores it on exit. The code that allocates space on the call frame stack and performs the save operation is called the subroutine’s prologue, and the code that performs the restore operation and deallocates the frame is called its epilogue. Typically, the prologue code is physically at the beginning of a subroutine and the epilogue code is at the end.

To be able to view or modify an activation that is not on the top of the call frame stack, the debugger must virtually unwind the stack of activations until it finds the activation of interest. A debugger virtually unwinds a stack in steps. Starting with the current activation it virtually restores any registers that were preserved by the current activation and computes the predecessor’s CFA and code location. This has the logical effect of returning from the current subroutine to its predecessor. We say that the debugger virtually unwinds the stack because the actual state of the target process is unchanged.

The virtual unwind operation needs to know where registers are saved and how to compute the predecessor’s CFA and code location. When considering an architecture-independent way of encoding this information one has to consider a number of special things:

- Prologue and epilogue code is not always in distinct blocks at the beginning and end of a subroutine. It is common to duplicate the epilogue code at the site of each return from the code. Sometimes a compiler breaks up the register save/unsave operations and moves them into the body of the subroutine to just where they are needed.

Chapter 6. Other Debugging Information

- 1 • *Compilers use different ways to manage the call frame. Sometimes they use a frame*
2 *pointer register, sometimes not.*
- 3 • *The algorithm to compute CFA changes as you progress through the prologue and*
4 *epilogue code. (By definition, the CFA value does not change.)*
- 5 • *Some subroutines have no call frame.*
- 6 • *Sometimes a register is saved in another register that by convention does not need*
7 *to be saved.*
- 8 • *Some architectures have special instructions that perform some or all of the register*
9 *management in one instruction, leaving special information on the stack that*
10 *indicates how registers are saved.*
- 11 • *Some architectures treat return address values specially. For example, in one*
12 *architecture, the call instruction guarantees that the low order two bits will be zero*
13 *and the return instruction ignores those bits. This leaves two bits of storage that*
14 *are available to other uses that must be treated specially.*

6.4.1 Structure of Call Frame Information

16 DWARF supports virtual unwinding by defining an architecture independent
17 basis for recording how subprograms save and restore registers during their
18 lifetimes. This basis must be augmented on some machines with specific
19 information that is defined by an architecture specific ABI authoring committee,
20 a hardware vendor, or a compiler producer. The body defining a specific
21 augmentation is referred to below as the “augmenter.”

22 Abstractly, this mechanism describes a very large table that has the following
23 structure:

```
24           LOC CFA R0 R1 . . . RN  
25           LO  
26           L1  
27           . . .  
28           LN
```

29 The first column indicates an address for every location that contains code in a
30 program. (In shared object files, this is an object-relative offset.) The remaining
31 columns contain virtual unwinding rules that are associated with the indicated
32 location.

33 The CFA column defines the rule which computes the Canonical Frame Address
34 value; the rule may indicate either a register and a signed offset that are added
35 together, or a DWARF expression that is evaluated.

Chapter 6. Other Debugging Information

1 The remaining columns are labelled by register number. This includes some
2 registers that have special designation on some architectures such as the PC and
3 the stack pointer register. (The actual mapping of registers for a particular
4 architecture is defined by the augmenter.) The register columns contain rules that
5 describe whether a given register has been saved and the rule to find the value
6 for the register in the previous frame.

7 The register rules are:

| | |
|-------------------|--------------------------------------------------------------------------------------------------------------------------------------------------|
| undefined | A register that has this rule has no recoverable value in the previous frame. (By convention, it is not preserved by a callee.) |
| same value | This register has not been modified from the previous frame. (By convention, it is preserved by the callee, but the callee has not modified it.) |
| offset(N) | The previous value of this register is saved at the address CFA+N where CFA is the current CFA value and N is a signed offset. |
| val_offset(N) | The previous value of this register is the value CFA+N where CFA is the current CFA value and N is a signed offset. |
| register(R) | The previous value of this register is stored in another register numbered R. |
| expression(E) | The previous value of this register is located at the address produced by executing the DWARF expression E (see Section 2.5 on page 26). |
| val_expression(E) | The previous value of this register is the value produced by executing the DWARF expression E (see Section 2.5 on page 26). |
| architectural | The rule is defined externally to this specification by the augmenter. |

8 *This table would be extremely large if actually constructed as described. Most of the*
9 *entries at any point in the table are identical to the ones above them. The whole table can*
10 *be represented quite compactly by recording just the differences starting at the beginning*
11 *address of each subroutine in the program.*

Chapter 6. Other Debugging Information

1 The virtual unwind information is encoded in a self-contained section called
2 `.debug_frame`. Entries in a `.debug_frame` section are aligned on a multiple of the
3 address size relative to the start of the section and come in two forms: a Common
4 Information Entry (CIE) and a Frame Description Entry (FDE).

5 *If the range of code addresses for a function is not contiguous, there may be multiple CIEs
6 and FDEs corresponding to the parts of that function.*

7 A Common Information Entry holds information that is shared among many
8 Frame Description Entries. There is at least one CIE in every non-empty
9 `.debug_frame` section. A CIE contains the following fields, in order:

10 1. `length` (initial length)

11 A constant that gives the number of bytes of the CIE structure, not including
12 the length field itself (see Section 7.2.2 on page 197). The size of the `length`
13 field plus the value of `length` must be an integral multiple of the address size.

14 2. `CIE_id` (4 or 8 bytes, see Section 7.4 on page 209)

15 A constant that is used to distinguish CIEs from FDEs.

16 3. `version` (ubyte)

17 A version number (see Section 7.23 on page 255). This number is specific to
18 the call frame information and is independent of the DWARF version number.

19 4. `augmentation` (sequence of UTF-8 characters)

20 A null-terminated UTF-8 string that identifies the augmentation to this CIE or
21 to the FDEs that use it. If a reader encounters an augmentation string that is
22 unexpected, then only the following fields can be read:

- 23 • CIE: `length`, `CIE_id`, `version`, `augmentation`
- 24 • FDE: `length`, `CIE_pointer`, `initial_location`, `address_range`

25 If there is no augmentation, this value is a zero byte.

26 *The augmentation string allows users to indicate that there is additional
27 target-specific information in the CIE or FDE which is needed to virtually unwind a
28 stack frame. For example, this might be information about dynamically allocated data
29 which needs to be freed on exit from the routine.*

30 *Because the `.debug_frame` section is useful independently of any `.debug_info`
31 section, the augmentation string always uses UTF-8 encoding.*

32 5. `address_size` (ubyte)

33 The size of a target address in bytes in this CIE and any FDEs that use it. If a
34 compilation unit exists for this frame, its address size must match the address
35 size here.

Chapter 6. Other Debugging Information

- 1 6. *reserved*² (ubyte, MBZ) |
- 2 7. `code_alignment_factor` (unsigned LEB128)
- 3 A constant that is factored out of all advance location instructions (see Section
- 4 [6.4.2.1 on page 189](#)). The resulting value is *operand* * `code_alignment_factor`.
- 5 8. `data_alignment_factor` (signed LEB128)
- 6 A constant that is factored out of certain offset instructions (see Sections
- 7 [6.4.2.2 on page 189](#) and [6.4.2.3 on page 190](#)). The resulting value is
- 8 *operand* * `data_alignment_factor`.
- 9 9. `return_address_register` (unsigned LEB128)
- 10 An unsigned LEB128 constant that indicates which column in the rule table
- 11 represents the return address of the function. Note that this column might not
- 12 correspond to an actual machine register.
- 13 10. `initial_instructions` (array of ubyte)
- 14 A sequence of rules that are interpreted to create the initial setting of each
- 15 column in the table.
- 16 The default rule for all columns before interpretation of the initial instructions
- 17 is the undefined rule. However, an ABI authoring body or a compilation
- 18 system authoring body may specify an alternate default value for any or all
- 19 columns.
- 20 11. `padding` (array of ubyte)
- 21 Enough `DW_CFA_nop` instructions to make the size of this entry match the
- 22 length value above.
- 23 An FDE contains the following fields, in order:
- 24 1. `length` ([initial length](#))
- 25 A constant that gives the number of bytes of the header and instruction
- 26 stream for this function, not including the length field itself (see Section [7.2.2](#)
- 27 [on page 197](#)). The size of the length field plus the value of length must be an
- 28 integral multiple of the address size.
- 29 2. `CIE_pointer` (4 or 8 bytes, see Section [7.4 on page 209](#))
- 30 A constant offset into the `.debug_frame` section that denotes the CIE that is
- 31 associated with this FDE.

²This allows backward compatible support of the deprecated `segment_selector_size` field which was defined in DWARF Version 5 and earlier.

Chapter 6. Other Debugging Information

- 1 3. `initial_location` (target address) ■
2 The address of the first location associated with this table entry. ■
- 3 4. `address_range` (target address)
- 4 The number of bytes of program instructions described by this entry.
- 5 5. `instructions` (array of ubyte)
- 6 A sequence of table defining instructions that are described in Section 6.4.2.
- 7 6. `padding` (array of ubyte)
- 8 Enough `DW_CFA_nop` instructions to make the size of this entry match the
- 9 length value above.

10 6.4.2 Call Frame Instructions

11 Each call frame instruction is defined to take 0 or more operands. Some of the
12 operands may be encoded as part of the opcode (see Section 7.23 on page 255).
13 The instructions are defined in the following sections.

14 The DWARF expressions for call frame information are restricted to those
15 operations that do not require a current compilation unit (see Section 2.5.1 on
16 page 27).

17 Some call frame instructions have operands that are encoded as DWARF
18 expressions (see Section 2.5.2 on page 30). The following DWARF operators
19 cannot be used in such operands:

- 20 • `DW_OP_addrx`, `DW_OP_call2`, `DW_OP_call4`, `DW_OP_call_ref`,
21 `DW_OP_const_type`, `DW_OP_constx`, `DW_OP_convert`,
22 `DW_OP_deref_type`, `DW_OP_regval_type` and `DW_OP_reinterpret`
23 operators are not allowed in an operand of these instructions because the
24 call frame information must not depend on other debug sections.
- 25 • `DW_OP_push_object_address` is not meaningful in an operand of these
26 instructions because there is no object context to provide a value to push.
- 27 • `DW_OP_call_frame_cfa` is not meaningful in an operand of these
28 instructions because its use would be circular.

29 *Call frame instructions to which these restrictions apply include*
30 *`DW_CFA_def_cfa_expression`, `DW_CFA_expression` and `DW_CFA_val_expression`.*

1 **6.4.2.1 Row Creation Instructions**

2 1. **DW_CFA_set_loc**

3 The DW_CFA_set_loc instruction takes a single operand that represents a
4 target address. The required action is to create a new table row using the
5 specified address as the location. All other values in the new row are initially
6 identical to the current row. The new location value is always greater than the
7 current one. ■

8 2. **DW_CFA_advance_loc**

9 The DW_CFA_advance_loc instruction takes a single operand (encoded with
10 the opcode) that represents a constant delta. The required action is to create a
11 new table row with a location value that is computed by taking the current
12 entry's location value and adding the value of *delta* * *code_alignment_factor*.
13 All other values in the new row are initially identical to the current row

14 3. **DW_CFA_advance_loc1**

15 The DW_CFA_advance_loc1 instruction takes a single ubyte operand that
16 represents a constant delta. This instruction is identical to
17 [DW_CFA_advance_loc](#) except for the encoding and size of the delta operand.

18 4. **DW_CFA_advance_loc2**

19 The DW_CFA_advance_loc2 instruction takes a single uhalf operand that
20 represents a constant delta. This instruction is identical to
21 [DW_CFA_advance_loc](#) except for the encoding and size of the delta operand.

22 5. **DW_CFA_advance_loc4**

23 The DW_CFA_advance_loc4 instruction takes a single uword operand that
24 represents a constant delta. This instruction is identical to
25 [DW_CFA_advance_loc](#) except for the encoding and size of the delta operand.

26 **6.4.2.2 CFA Definition Instructions**

27 1. **DW_CFA_def_cfa**

28 The DW_CFA_def_cfa instruction takes two unsigned LEB128 operands
29 representing a register number and a (non-factored) offset. The required
30 action is to define the current CFA rule to use the provided register and offset.

31 2. **DW_CFA_def_cfa_sf**

32 The DW_CFA_def_cfa_sf instruction takes two operands: an unsigned
33 LEB128 value representing a register number and a signed LEB128 factored
34 offset. This instruction is identical to [DW_CFA_def_cfa](#) except that the second
35 operand is signed and factored. The resulting offset is
36 *factored_offset* * *data_alignment_factor*.

1 3. **DW_CFA_def_cfa_register**

2 The DW_CFA_def_cfa_register instruction takes a single unsigned LEB128
3 operand representing a register number. The required action is to define the
4 current CFA rule to use the provided register (but to keep the old offset). This
5 operation is valid only if the current CFA rule is defined to use a register and
6 offset.

7 4. **DW_CFA_def_cfa_offset**

8 The DW_CFA_def_cfa_offset instruction takes a single unsigned LEB128
9 operand representing a (non-factored) offset. The required action is to define
10 the current CFA rule to use the provided offset (but to keep the old register).
11 This operation is valid only if the current CFA rule is defined to use a register
12 and offset.

13 5. **DW_CFA_def_cfa_offset_sf**

14 The DW_CFA_def_cfa_offset_sf instruction takes a signed LEB128 operand
15 representing a factored offset. This instruction is identical to
16 [DW_CFA_def_cfa_offset](#) except that the operand is signed and factored. The
17 resulting offset is *factored_offset* * *data_alignment_factor*. This operation is
18 valid only if the current CFA rule is defined to use a register and offset.

19 6. **DW_CFA_def_cfa_expression**

20 The DW_CFA_def_cfa_expression instruction takes a single operand encoded
21 as an [exprval](#) value representing a DWARF expression. The required action is
22 to establish that expression as the means by which the current CFA is
23 computed.

24 *See Section 6.4.2 on page 188 regarding restrictions on the DWARF expression*
25 *operators that can be used.*

26 **6.4.2.3 Register Rule Instructions**

27 1. **DW_CFA_undefined**

28 The DW_CFA_undefined instruction takes a single unsigned LEB128 operand
29 that represents a register number. The required action is to set the rule for the
30 specified register to “undefined.”

31 2. **DW_CFA_same_value**

32 The DW_CFA_same_value instruction takes a single unsigned LEB128
33 operand that represents a register number. The required action is to set the
34 rule for the specified register to “same value.”

35 3. **DW_CFA_offset**

36 The DW_CFA_offset instruction takes two operands: a register number
37 (encoded with the opcode) and an unsigned LEB128 constant representing a

Chapter 6. Other Debugging Information

1 factored offset. The required action is to change the rule for the register
2 indicated by the register number to be an `offset(N)` rule where the value of N
3 is `factored_offset * data_alignment_factor`.

4. **DW_CFA_offset_extended**

5 The `DW_CFA_offset_extended` instruction takes two unsigned LEB128
6 operands representing a register number and a factored offset. This
7 instruction is identical to `DW_CFA_offset` except for the encoding and size of
8 the register operand.

9. **DW_CFA_offset_extended_sf**

10 The `DW_CFA_offset_extended_sf` instruction takes two operands: an
11 unsigned LEB128 value representing a register number and a signed LEB128
12 factored offset. This instruction is identical to `DW_CFA_offset_extended`
13 except that the second operand is signed and factored. The resulting offset is
14 `factored_offset * data_alignment_factor`.

15. **DW_CFA_val_offset**

16 The `DW_CFA_val_offset` instruction takes two unsigned LEB128 operands
17 representing a register number and a factored offset. The required action is to
18 change the rule for the register indicated by the register number to be a
19 `val_offset(N)` rule where the value of N is
20 `factored_offset * data_alignment_factor`.

21. **DW_CFA_val_offset_sf**

22 The `DW_CFA_val_offset_sf` instruction takes two operands: an unsigned
23 LEB128 value representing a register number and a signed LEB128 factored
24 offset. This instruction is identical to `DW_CFA_val_offset` except that the
25 second operand is signed and factored. The resulting offset is
26 `factored_offset * data_alignment_factor`.

27. **DW_CFA_register**

28 The `DW_CFA_register` instruction takes two unsigned LEB128 operands
29 representing register numbers. The required action is to set the rule for the
30 first register to be `register(R)` where R is the second register.

31. **DW_CFA_expression**

32 The `DW_CFA_expression` instruction takes two operands: an unsigned
33 LEB128 value representing a register number, and an `exprval` value
34 representing a DWARF expression. The required action is to change the rule
35 for the register indicated by the register number to be an `expression(E)` rule
36 where E is the DWARF expression. That is, the DWARF expression computes
37 the address. The value of the CFA is pushed on the DWARF evaluation stack
38 prior to execution of the DWARF expression.

Chapter 6. Other Debugging Information

1 See Section 6.4.2 on page 188 regarding restrictions on the DWARF expression
2 operators that can be used.

3 10. **DW_CFA_val_expression**

4 The DW_CFA_val_expression instruction takes two operands: an unsigned
5 LEB128 value representing a register number, and an `exprval` value
6 representing a DWARF expression. The required action is to change the rule
7 for the register indicated by the register number to be a `val_expression(E)`
8 rule where E is the DWARF expression. That is, the DWARF expression
9 computes the value of the given register. The value of the CFA is pushed on
10 the DWARF evaluation stack prior to execution of the DWARF expression.

11 See Section 6.4.2 on page 188 regarding restrictions on the DWARF expression
12 operators that can be used.

13 11. **DW_CFA_restore**

14 The DW_CFA_restore instruction takes a single operand (encoded with the
15 opcode) that represents a register number. The required action is to change
16 the rule for the indicated register to the rule assigned it by the
17 `initial_instructions` in the CIE.

18 12. **DW_CFA_restore_extended**

19 The DW_CFA_restore_extended instruction takes a single unsigned LEB128
20 operand that represents a register number. This instruction is identical to
21 `DW_CFA_restore` except for the encoding and size of the register operand.

22 6.4.2.4 Row State Instructions

23 *The next two instructions provide the ability to stack and retrieve complete register*
24 *states. They may be useful, for example, for a compiler that moves epilogue code into the*
25 *body of a function.*

26 1. **DW_CFA_remember_state**

27 The DW_CFA_remember_state instruction takes no operands. The required
28 action is to push the set of rules for the current CFA and every register onto
29 an implicit stack.

30 2. **DW_CFA_restore_state**

31 The DW_CFA_restore_state instruction takes no operands. The required
32 action is to pop the set of rules off the implicit stack and place them in the
33 current row.

34 6.4.2.5 Padding Instruction

35 1. **DW_CFA_nop**

1 The DW_CFA_nop instruction has no operands and no required actions. It is
2 used as padding to make a CIE or FDE an appropriate size.

3 6.4.3 Call Frame Instruction Usage

4 To determine the virtual unwind rule set for a given location (L1), search through the
5 FDE headers looking at the *initial_location* and *address_range* values to see if L1
6 is contained in the FDE. If so, then:

- 7 1. Initialize a register set by reading the *initial_instructions* field of the associated
8 CIE. Set L2 to the value of the *initial_location* field from the FDE header.
- 9 2. Read and process the FDE's instruction sequence until a *DW_CFA_advance_loc*,
10 *DW_CFA_set_loc*, or the end of the instruction stream is encountered.
- 11 3. If a *DW_CFA_advance_loc* or *DW_CFA_set_loc* instruction is encountered, then
12 compute a new location value (L2). If $L1 \geq L2$ then process the instruction and go
13 back to step 2.
- 14 4. The end of the instruction stream can be thought of as a *DW_CFA_set_loc*
15 (*initial_location* + *address_range*) instruction. Note that the FDE is
16 ill-formed if L2 is less than L1.

17 The rules in the register set now apply to location L1.

18 For an example, see Appendix D.6 on page 349.

19 6.4.4 Call Frame Calling Address

20 When virtually unwinding frames, consumers frequently wish to obtain the address of
21 the instruction which called a subroutine. This information is not always provided.
22 Typically, however, one of the registers in the virtual unwind table is the Return Address.

23 If a Return Address register is defined in the virtual unwind table, and its rule is
24 undefined (for example, by *DW_CFA_undefined*), then there is no return address
25 and no call address, and the virtual unwind of stack activations is complete.

26 In most cases the return address is in the same context as the calling address, but that
27 need not be the case, especially if the producer knows in some way the call never will
28 return. The context of the 'return address' might be on a different line, in a different
29 lexical block, or past the end of the calling subroutine. If a consumer were to assume that
30 it was in the same context as the calling address, the virtual unwind might fail.

Chapter 6. Other Debugging Information

1 *For architectures with constant-length instructions where the return address*
2 *immediately follows the call instruction, a simple solution is to subtract the length of an*
3 *instruction from the return address to obtain the calling instruction. For architectures*
4 *with variable-length instructions (for example, x86), this is not possible. However,*
5 *subtracting 1 from the return address, although not guaranteed to provide the exact*
6 *calling address, generally will produce an address within the same context as the calling*
7 *address, and that usually is sufficient.*

Chapter 6. Other Debugging Information

(empty page)

Chapter 7

Data Representation

This section describes the binary representation of the debugging information entry itself, of the attribute types and of other fundamental elements described above.

7.1 Extensibility

To reserve a portion of the DWARF name space and ranges of enumeration values for use for producer-specific extensions, special labels are reserved for tag names, attribute names, base type encodings, location operations, language names, calling conventions and call frame instructions.

The labels denoting the beginning and end of the reserved value range for producer-specific extensions consist of the appropriate prefix (DW_AT, DW_ATE, DW_CC, DW_CFA, DW_END, DW_IDX, DW_LLE, DW_LNAME, DW_LNCT, DW_LNE, DW_MACRO, DW_OP, DW_RLE, DW_TAG, DW_UT) followed by `_lo_user` or `_hi_user`. Values in the range between `prefix_lo_user` and `prefix_hi_user` inclusive, are reserved for producer-specific extensions. Producers may use values in this range without conflicting with current or future system-defined values. All other values are reserved for use by the system.

For example, for debugging information entry tags, the special labels are `DW_TAG_lo_user` and `DW_TAG_hi_user`.

There may also be codes for producer-specific extensions between the number of standard line number opcodes and the first special line number opcode. However, since the number of standard opcodes varies with the DWARF version, the range for extensions is also version dependent. Thus, `DW_LNS_lo_user` and `DW_LNS_hi_user` symbols are not defined.

1 Producer-defined tags, attributes, base type encodings, location atoms, language
2 names, line number actions, calling conventions and call frame instructions, use
3 the form `prefix_producer_id_name` by historical convention, where *producer_id* is
4 some identifying character sequence chosen so as to avoid conflicts with other
5 producers. While this convention is not strictly necessary, it is still
6 recommended.

7 To ensure that extensions added by one producer may be safely ignored by
8 consumers that do not understand those extensions, the following rules must be
9 followed:

- 10 1. New attributes are added in such a way that a debugger may recognize the
11 format of a new attribute value without knowing the content of that attribute
12 value.
- 13 2. The semantics of any new attributes do not alter the semantics of previously
14 existing attributes.
- 15 3. The semantics of any new tags do not conflict with the semantics of
16 previously existing tags.
- 17 4. New forms of attribute value are not added.

18 **7.2 Reserved Values**

19 **7.2.1 Error Values**

20 As a convenience for consumers of DWARF information, the value 0 is reserved
21 in the encodings for attribute names, attribute forms, base type encodings,
22 location operations, languages, line number program opcodes, macro
23 information entries and tag names to represent an error condition or unknown
24 value. DWARF does not specify names for these reserved values, because they
25 do not represent valid encodings for the given type and do not appear in
26 DWARF debugging information.

27 **7.2.2 Initial Length Values**

28 An initial length field is one of the fields that occur at the beginning of those
29 DWARF sections that have a header (`.debug_addr`, `.debug_frame`, `.debug_info`,
30 `.debug_line`, `.debug_loclists`, `.debug_names`, `.debug_rnglists` and
31 `.debug_str_offsets`).

1 In an initial length field, the values 0xffffffff0 through 0xffffffff are reserved
2 by DWARF to indicate some form of extension relative to DWARF Version 2;
3 such values must not be interpreted as a length field. The use of one such value,
4 0xffffffff, is defined in Section 7.4 on page 209; the use of the other values is ■
5 reserved for possible future extensions.

6 **7.3 Relocatable, Split, Executable, Shared, Package** 7 **and Supplementary Object Files**

8 **7.3.1 Relocatable Object Files**

9 A DWARF producer (for example, a compiler) typically generates its debugging
10 information as part of a relocatable object file. Relocatable object files are then
11 combined by a linker to form an executable file. During the linking process, the
12 linker resolves (binds) symbolic references between the various object files, and
13 relocates the contents of each object file into a combined virtual address space.

14 The DWARF debugging information is placed in several sections (see Appendix
15 B on page 290), and requires an object file format capable of representing these
16 separate sections. There are symbolic references between these sections, and also
17 between the debugging information sections and the other sections that contain
18 the text and data of the program itself. Many of these references require
19 relocation, and the producer must emit the relocation information appropriate to
20 the object file format and the target processor architecture. These references
21 include the following:

- 22 • The compilation unit header (see Section 7.5.1 on page 213) in the
23 `.debug_info` section contains a reference to the `.debug_abbrev` table. This
24 reference requires a relocation so that after linking, it refers to that
25 contribution to the combined `.debug_abbrev` section in the executable file.
- 26 • Debugging information entries may have attributes with the form
27 `DW_FORM_addr` (see Section 7.5.4 on page 222). These attributes represent
28 locations within the virtual address space of the program, and require
29 relocation.
- 30 • A DWARF expression may contain a `DW_OP_addr` (see Section 2.5.2.1 on
31 page 30) which contains a location within the virtual address space of the
32 program, and require relocation.

Chapter 7. Data Representation

- 1 • Debugging information entries may have attributes with the form
2 [DW_FORM_sec_offset](#) (see Section 7.5.4 on page 222). These attributes refer
3 to debugging information in other debugging information sections within
4 the object file, and must be relocated during the linking process.
- 5 • Debugging information entries may have attributes with the form
6 [DW_FORM_ref_addr](#) (see Section 7.5.4 on page 222). These attributes refer
7 to debugging information entries that may be outside the current
8 compilation unit. These values require both symbolic binding and
9 relocation.
- 10 • Debugging information entries may have attributes with the form
11 [DW_FORM_strp](#) or [DW_FORM_strp8](#) (see Section 7.5.4 on page 222).
12 These attributes refer to strings in the `.debug_str` section. These values
13 require relocation.
- 14 • The `.debug_macro` section may have [DW_MACRO_define_strp](#) and
15 [DW_MACRO_undef_strp](#) entries (see Section 6.3.2.1 on page 179). These
16 entries refer to strings in the `.debug_str` section. These values require
17 relocation.
- 18 • Entries in the `.debug_addr` section may contain references to locations
19 within the virtual address space of the program, and thus require
20 relocation.
- 21 • Entries in the `.debug_loclists` and `.debug_rnglists` sections may contain
22 references to locations within the virtual address space of the program
23 depending on whether certain kinds of location or range list entries are
24 used, and thus require relocation.
- 25 • In the `.debug_line` section, the operand of the [DW_LNE_set_address](#)
26 opcode is a reference to a location within the virtual address space of the
27 program, and requires relocation.
- 28 • The `.debug_str_offsets` section contains a list of string offsets, each of
29 which is an offset of a string in the `.debug_str` section. Each of these offsets
30 requires relocation. Depending on the implementation, these relocations
31 may be implicit (that is, the producer may not need to emit any explicit
32 relocation information for these offsets).
- 33 • The `debug_info_offset` field in the headers of the compilation units listed
34 following the `.debug_names` header contain references to the `.debug_info`
35 section. These references require relocation so that after linking they refer
36 to the correct contribution in the combined `.debug_info` section in the
37 executable file.

- Frame descriptor entries in the `.debug_frame` section (see Section 6.4.1 on page 184) contain an `initial_location` field value within the virtual address space of the program and require relocation.

Note that operands of classes `constant` and `flag` do not require relocation. Attribute operands that use forms `DW_FORM_string`, `DW_FORM_ref1`, `DW_FORM_ref2`, `DW_FORM_ref4`, `DW_FORM_ref8`, or `DW_FORM_ref_udata` also do not need relocation.

7.3.2 Split DWARF Object Files

A DWARF producer may partition the debugging information such that the majority of the debugging information can remain in individual object files without being processed by the linker.

This reduces link time by reducing the amount of information the linker must process.

7.3.2.1 First Partition (with Skeleton Unit)

The first partition contains debugging information that must still be processed by the linker, and includes the following:

- The line number tables, frame tables, and accelerated access tables, in the usual sections: `.debug_line`, `.debug_line_str`, `.debug_frame` and `.debug_names`, respectively.
- An address table, in the `.debug_addr` section. This table contains all addresses and constants that require link-time relocation, and items in the table can be referenced indirectly from the debugging information via the `DW_FORM_addrx`, `DW_FORM_addrx1`, `DW_FORM_addrx2`, `DW_FORM_addrx3` and `DW_FORM_addrx4` forms, by the `DW_OP_addrx` and `DW_OP_constx` operators, and by certain of the `DW_LLE_*` location list and `DW_RLE_*` range list entries.
- A skeleton compilation unit, as described in Section 3.1.2 on page 74, in the `.debug_info` section.
- An abbreviations table for the skeleton compilation unit, in the `.debug_abbrev` section used by the `.debug_info` section.
- A string table, in the `.debug_str` section. The string table is necessary only if the skeleton compilation unit uses one of the indirect string forms (`DW_FORM_strp`, `DW_FORM_strp8`, `DW_FORM_strx`, `DW_FORM_strx1`, `DW_FORM_strx2`, `DW_FORM_strx3` or `DW_FORM_strx4`).

- 1 • A string offsets table, in the `.debug_str_offsets` section for strings in the
2 `.debug_str` section. The string offsets table is necessary only if the skeleton
3 compilation unit uses one of the indexed string forms (`DW_FORM_strx`,
4 `DW_FORM_strx1`, `DW_FORM_strx2`, `DW_FORM_strx3`,
5 `DW_FORM_strx4`).

6 The attributes contained in the skeleton compilation unit can be used by a
7 DWARF consumer to find the DWARF object file that contains the second
8 partition.

9 7.3.2.2 Second Partition (Unlinked or in a `.dwo` File)

10 The second partition contains the debugging information that does not need to
11 be processed by the linker. These sections may be left in the object files and
12 ignored by the linker (that is, not combined and copied to the executable object
13 file), or they may be placed by the producer in a separate DWARF object file. This
14 partition includes the following:

- 15 • The full compilation unit, in the `.debug_info.dwo` section.
16 Attributes contained in the full compilation unit may refer to machine
17 addresses indirectly using one of the `DW_FORM_addrx`,
18 `DW_FORM_addrx1`, `DW_FORM_addrx2`, `DW_FORM_addrx3` or
19 `DW_FORM_addrx4` forms, which access the table of addresses specified by
20 the `DW_AT_addr_base` attribute in the associated skeleton unit. Location
21 descriptions may similarly do so using the `DW_OP_addrx` and
22 `DW_OP_constx` operations.
- 23 • Separate type units, in the `.debug_info.dwo` section.
- 24 • Abbreviations table(s) for the compilation unit and type units, in the
25 `.debug_abbrev.dwo` section used by the `.debug_info.dwo` section.
- 26 • Value lists and location lists, in the `.debug_loclists.dwo` section.
- 27 • Range lists, in the `.debug_rnglists.dwo` section.
- 28 • A specialized line number table (for the type units, and macro information),
29 in the `.debug_line.dwo` section.
30 This table contains only the directory and filename lists needed to interpret
31 `DW_AT_decl_file` attributes in the debugging information entries and
32 `DW_MACRO_start_file` entries in the macro information.
- 33 • Macro information, in the `.debug_macro.dwo` section.
- 34 • A string table, in the `.debug_str.dwo` section.

- A string offsets table, in the `.debug_str_offsets.dwo` section for the strings in the `.debug_str.dwo` section.

Attributes that refer to the `.debug_str.dwo` string table do so only indirectly through the `.debug_str_offsets.dwo` section using the forms `DW_FORM_strx`, `DW_FORM_strx1`, `DW_FORM_strx2`, `DW_FORM_strx3` or `DW_FORM_strx4`, or the macro entries `DW_MACRO_define_strx` or `DW_MACRO_undef_strx`. Direct reference (for example, using forms `DW_FORM_strp` or `DW_FORM_strp8`, or the macro entries `DW_MACRO_define_strp` or `DW_MACRO_undef_strp`) is not allowed.

Except where noted otherwise, all references in this document to a debugging information section (for example, `.debug_info`), apply also to the corresponding split DWARF section (for example, `.debug_info.dwo`).

Split DWARF object files do not get linked with any other files, therefore references between sections must not make use of normal object file relocation information. As a result, symbolic references within or between sections (such as from using `DW_FORM_ref_addr` and `DW_OP_call_ref`) are not possible. Split DWARF object files contain at most one compilation unit.

7.3.3 Executable Objects and .dwo Files

The relocated addresses in the debugging information for an executable object are virtual addresses.

The sections containing the debugging information are typically not loaded as part of the memory image of the program (in ELF terminology, the sections are not "allocatable" and are not part of a loadable segment). Therefore, the debugging information sections described in this document are typically linked as if they were each to be loaded at virtual address 0. Similarly, debugging information in a `.dwo` file is not loaded in the memory image. The absence (or non-use) of relocation information in a `.dwo` file means that sections described in this document are effectively linked as if they were each to be loaded at virtual address 0. In both cases, references within the debugging information always implicitly indicate which section a particular offset refers to. (For example, a reference of form `DW_FORM_sec_offset` may refer to one of several sections, depending on the class allowed by a particular attribute of a debugging information entry, as shown in Table 7.5 on page 222.)

7.3.4 Shared Object Files

The relocated addresses in the debugging information for a shared object file are offsets relative to the start of the lowest region of memory loaded from that shared object file.

This requirement makes the debugging information for shared object files position independent. Virtual addresses in a shared object file may be calculated by adding the offset to the base address at which the object file was attached. This offset is available in the run-time linker's data structures.

As with executable objects, the sections containing debugging information are typically not loaded as part of the memory image of the shared object, and are typically linked as if they were each to be loaded at virtual address 0.

7.3.5 DWARF Package Files

Using split DWARF object files allows the developer to compile, link, and debug an application quickly with less link-time overhead, but a more convenient format is needed for saving the debug information for later debugging of a deployed application. A DWARF package file can be used to collect the debugging information from the object (or separate DWARF object) files produced during the compilation of an application.

The package file is typically placed in the same directory as the application, and is given the same name with a ".dwp" extension.

A DWARF package file is itself an object file, using the same object file format (including byte order) as the corresponding application binary. It contains a file header, a section table, a number of DWARF debug information sections, and two index sections.

Each DWARF package file contains no more than one of each of the following sections, copied from a set of object or DWARF object files, and combined, section by section:

- .debug_info.dwo
- .debug_abbrev.dwo
- .debug_line.dwo
- .debug_loclists.dwo
- .debug_rnglists.dwo
- .debug_str_offsets.dwo
- .debug_str.dwo
- .debug_macro.dwo

1 The string table section in `.debug_str.dwo` contains all the strings referenced
2 from DWARF attributes using any of the forms `DW_FORM_strx`,
3 `DW_FORM_strx1`, `DW_FORM_strx2`, `DW_FORM_strx3` or `DW_FORM_strx4`.
4 Any attribute in a compilation unit or a type unit using this form refers to an
5 entry in that unit's contribution to the `.debug_str_offsets.dwo` section, which
6 in turn provides the offset of a string in the `.debug_str.dwo` section.

7 The DWARF package file also contains two index sections that provide a fast way
8 to locate debug information by compilation unit ID for compilation units, or by
9 type signature for type units:

```
10     .debug_cu_index  
11     .debug_tu_index
```

12 7.3.5.1 The Compilation Unit (CU) Index Section

13 The `.debug_cu_index` section is a hashed lookup table that maps a compilation
14 unit ID to a set of contributions in the various debug information sections. Each
15 contribution is stored as an offset within its corresponding section and a size.

16 Each compilation unit set may contain contributions from the following sections:

```
17     .debug_info.dwo (required)  
18     .debug_abbrev.dwo (required)  
19     .debug_line.dwo  
20     .debug_loclists.dwo  
21     .debug_rnglists.dwo  
22     .debug_str_offsets.dwo  
23     .debug_macro.dwo
```

24 *Note that a compilation unit set is not able to represent `.debug_macinfo` information*
25 *from DWARF Version 4 or earlier formats.*

26 7.3.5.2 The Type Unit (TU) Index Section

27 The `.debug_tu_index` section is a hashed lookup table that maps a type signature
28 to a set of offsets in the various debug information sections. Each contribution is
29 stored as an offset within its corresponding section and a size.

30 Each type unit set may contain contributions from the following sections:

```
31     .debug_info.dwo (required)  
32     .debug_abbrev.dwo (required)  
33     .debug_line.dwo  
34     .debug_str_offsets.dwo
```

7.3.5.3 Format of the CU and TU Index Sections

Both `.debug_cu_index` and `.debug_tu_index` index sections have the same format, and serve to map an 8-byte signature to a set of contributions to the debug sections. Each index section begins with a header, followed by a hash table of signatures, a parallel table of indexes, a table of offsets, and a table of sizes. The index sections are aligned at 8-byte boundaries in the DWARF package file.

The index section header contains the following fields:

1. `version` (uhalf)

A version number. This number is specific to the CU and TU index information and is independent of the DWARF version number.

The version number is 6.

2. `offset_size_flag` (uhalf)

If the `offset_size_flag` is zero, the header is for a 32-bit DWARF format unit index section and all offsets and lengths are 4 bytes long; if it is one, the header is for a 64-bit DWARF format unit index section and all offsets and lengths are 8 bytes long.

3. `padding` (uhalf)

Reserved to DWARF (must be zero).

4. `section_count` (uword)

The number of entries in the table of section counts that follows. For brevity, the contents of this field is referred to as N below.

5. `unit_count` (uword)

The number of compilation units or type units in the index. For brevity, the contents of this field is referred to as U below.

6. `slot_count` (uword)

The number of slots in the hash table. For brevity, the contents of this field is referred to as S below.

We assume that U and S do not exceed 2^{32} .

The size of the hash table, S , must be 2^k such that: $2^k > 3 * U/2$

The hash table begins at offset 16 in the section, and consists of an array of S 8-byte slots. Each slot contains a 64-bit signature.

The parallel table of indices begins immediately after the hash table (at offset $16 + 8 * S$ from the beginning of the section), and consists of an array of S 4-byte slots, corresponding 1-1 with slots in the hash table. Each entry in the parallel table contains a row index into the tables of offsets and sizes.

Chapter 7. Data Representation

1 Unused slots in the hash table have 0 in both the hash table entry and the parallel
2 table entry. While 0 is a valid hash value, the row index in a used slot will always
3 be non-zero.

4 Given an 8-byte compilation unit ID or type signature X , an entry in the hash
5 table is located as follows:

- 6 1. Define $REP(X)$ to be the value of X interpreted as an unsigned 64-bit integer
7 in the target byte order.
- 8 2. Calculate a primary hash $H = REP(X) \& MASK(k)$, where $MASK(k)$ is a
9 mask with the low-order k bits all set to 1.
- 10 3. Calculate a secondary hash $H' = (((REP(X) \gg 32) \& MASK(k)) | 1)$.
- 11 4. If the hash table entry at index H matches the signature, use that entry. If the
12 hash table entry at index H is unused (all zeroes), terminate the search: the
13 signature is not present in the table.
- 14 5. Let $H = (H + H') \text{ modulo } S$. Repeat at Step 4.

15 Because $S > U$, and H' and S are relatively prime, the search is guaranteed to
16 stop at an unused slot or find the match.

17 The table of offsets begins immediately following the parallel table (at offset
18 $16 + 12 * S$ from the beginning of the section). This table consists of a single
19 header row containing N fields, each a 4-byte unsigned integer, followed by U
20 data rows, each containing N unsigned integer fields of size specified by the
21 index header `offset_size_flag` field. The fields in the header row provide a
22 section identifier referring to a debug section; the available section identifiers are
23 shown in Table 7.1 following. Each data row corresponds to a specific CU or TU
24 in the package file. In the data rows, each field provides an offset to the debug
25 section whose identifier appears in the corresponding field of the header row.
26 The data rows are indexed starting at 1.

27 *Not all sections listed in the table need be included.*

Chapter 7. Data Representation

Table 7.1: DWARF package file section identifier encodings

| Section identifier | Value | Section |
|---------------------|-------|------------------------|
| DW_SECT_INFO | 1 | .debug_info.dwo |
| <i>Reserved</i> | 2 | |
| DW_SECT_ABBREV | 3 | .debug_abbrev.dwo |
| DW_SECT_LINE | 4 | .debug_line.dwo |
| DW_SECT_LOCLISTS | 5 | .debug_loclists.dwo |
| DW_SECT_STR_OFFSETS | 6 | .debug_str_offsets.dwo |
| DW_SECT_MACRO | 7 | .debug_macro.dwo |
| DW_SECT_RNGLISTS | 8 | .debug_rnglists.dwo |

1 The offsets provided by the CU and TU index sections are the base offsets for the
2 contributions made by each CU or TU to the corresponding section in the
3 package file. Each CU and TU header contains a `debug_abbrev_offset` field,
4 used to find the abbreviations table for that CU or TU within the contribution to
5 the `.debug_abbrev.dwo` section for that CU or TU, and are interpreted as relative
6 to the base offset given in the index section. Likewise, offsets into
7 `.debug_line.dwo` from [DW_AT_stmt_list](#) attributes are interpreted as relative to
8 the base offset for `.debug_line.dwo`, and offsets into other debug sections
9 obtained from DWARF attributes are also interpreted as relative to the
10 corresponding base offset.

11 The table of sizes begins immediately following the table of offsets, and provides
12 the sizes of the contributions made by each CU or TU to the corresponding
13 section in the package file. This table consists of U data rows, each with N
14 unsigned integer fields of size specified by the index header `offset_size_flag`
15 field. Each data row corresponds to the same CU or TU as the corresponding
16 data row in the table of offsets described above. Within each data row, the N
17 fields also correspond one-to-one with the fields in the corresponding data row
18 of the table of offsets. Each field provides the size of the contribution made by a
19 CU or TU to the corresponding section in the package file.

20 For an example, see [Figure F.10 on page 441](#).

7.3.6 DWARF Supplementary Object Files

A supplementary object file permits a post-link utility to analyze executable and shared object files and collect duplicate debugging information into a single file that can be referenced by each of the original files. This is in contrast to split DWARF object files, which allow the compiler to split the debugging information between multiple files in order to reduce link time and executable size.

A DWARF supplementary object file is itself an object file, using the same object file format, byte order, and size as the corresponding application executables or shared libraries. It contains a file header, section table, and a number of DWARF debug information sections. Both the supplementary object file and all the executable or shared object files that reference entries or strings in that file must contain a `.debug_sup` section that establishes the relationship.

The `.debug_sup` section contains:

1. `version` (uhalf)

A 2-byte unsigned integer representing the version of the DWARF information for the compilation unit.

The value in this field is 5.

2. `is_supplementary` (ubyte)

A 1-byte unsigned integer, which contains the value 1 if it is in the supplementary object file that other executable or shared object files refer to, or 0 if it is an executable or shared object referring to a supplementary object file.

3. `sup_filename` (null terminated filename string)

If `is_supplementary` is 0, this contains either an absolute filename for the supplementary object file, or a filename relative to the object file containing the `.debug_sup` section. If `is_supplementary` is 1, then `sup_filename` is not needed and must be an empty string (a single null byte).

4. `sup_checksum_len` (unsigned LEB128)

Length of the following `sup_checksum` field; this value can be 0 if no checksum is provided.

5. `sup_checksum` (array of ubyte)

An implementation-defined integer constant value that provides unique identification of the supplementary file.

1 Debug information entries that refer to an executable's or shared object's
2 addresses must *not* be moved to supplementary files (the addresses will likely
3 not be the same). Similarly, entries referenced from within location descriptions
4 or using loclistsptr form attributes must not be moved to a supplementary object
5 file.

6 Executable or shared object file compilation units can use
7 `DW_TAG_imported_unit` with an `DW_AT_import` attribute that uses form
8 `DW_FORM_ref_sup4` or `DW_FORM_ref_sup8` to import entries from the
9 supplementary object file, form `DW_FORM_ref_sup4` or `DW_FORM_ref_sup8` to
10 refer directly to individual entries in the supplementary file, or form
11 `DW_FORM_strp_sup` or `DW_FORM_strp_sup8` to refer to strings that are used
12 by debug information of multiple executables or shared object files. Within the
13 supplementary object file's debugging sections, forms `DW_FORM_ref_sup4`,
14 `DW_FORM_ref_sup8`, `DW_FORM_strp_sup` and `DW_FORM_strp_sup8` are not
15 used, and all reference forms referring to other sections refer to the local sections
16 in the supplementary object file.

17 In macro information, `DW_MACRO_define_sup4`, `DW_MACRO_define_sup8`,
18 `DW_MACRO_undef_sup4` and `DW_MACRO_undef_sup8` opcodes can refer to
19 strings in the `.debug_str` section of the supplementary object file, while
20 `DW_MACRO_import_sup4` and `DW_MACRO_import_sup8` can refer to
21 `.debug_macro` section entries. Within the `.debug_macro` section of a
22 supplementary object file, `DW_MACRO_define_strp` and
23 `DW_MACRO_undef_strp` opcodes refer to the local `.debug_str` section in that
24 supplementary file, not the one in the executable or shared object file.

25 *Forms for both 4- and 8-byte references are provided so that references may use the*
26 *appropriate offset size for the content of the supplementary object file, which might not*
27 *use the same 32-bit or 64-bit DWARF format as a referencing object file.*

28 7.4 32-Bit and 64-Bit DWARF Formats

29 There are two closely-related DWARF formats. In the 32-bit DWARF format, all
30 values that represent lengths of DWARF sections and offsets relative to the
31 beginning of DWARF sections are represented using four bytes. In the 64-bit
32 DWARF format, all values that represent lengths of DWARF sections and offsets
33 relative to the beginning of DWARF sections are represented using eight bytes. A
34 special convention applies to the initial length field of certain DWARF sections,
35 as well as the CIE and FDE structures, so that the 32-bit and 64-bit DWARF
36 formats can coexist and be distinguished within a single linked object.

Chapter 7. Data Representation

1 The 32-bit and 64-bit DWARF format conventions must *not* be intermixed within
2 a single compilation unit, except for contributions to the `.debug_str_offsets`,
3 `.debug_str_offsets.dwo`, or `.debug_names` sections.

4 *The exception for the `.debug_str_offsets` section enables an executable program with*
5 *a mixture of 32-bit and 64-bit DWARF compilation units to refer to any string in the*
6 *merged `.debug_str` section, even if that section exceeds 4GB in size.*

7 Except where noted otherwise, all references in this document to a debugging
8 information section (for example, `.debug_info`), apply also to the corresponding
9 split DWARF section (for example, `.debug_info.dwo`).

10 *Attribute values and section header fields that represent addresses in the target program*
11 *are not affected by the rules that follow.*

12 The differences between the 32- and 64-bit DWARF formats are detailed in the
13 following:

14 1. In the 32-bit DWARF format, an initial length field (see Section 7.2.2 on
15 [page 197](#)). is an unsigned 4-byte integer (which must be less than
16 `0xffffffff`); in the 64-bit DWARF format, an initial length field is 12 bytes in
17 size, and has two parts:

- 18 • The first four bytes have the value `0xffffffff`.
- 19 • The following eight bytes contain the actual length represented as an
20 unsigned 8-byte integer.

21 *This representation allows a DWARF consumer to dynamically detect that a*
22 *DWARF section contribution is using the 64-bit format and to adapt its processing*
23 *accordingly.*

24 2. Section offset and section length fields that occur in the headers of DWARF
25 sections (other than initial length fields) depend on the choice of DWARF
26 format as follows: for the 32-bit DWARF format these are 4-byte unsigned
27 integer values; for the 64-bit DWARF format, they are 8-byte unsigned integer
28 values.

| Section | Name | Role |
|-------------------------------|---------------------------------------|--------------------------------------|
| <code>.debug_frame/CIE</code> | <code>CIE_id</code> | CIE distinguished value |
| <code>.debug_frame/FDE</code> | <code>CIE_pointer</code> | offset in <code>.debug_frame</code> |
| <code>.debug_info</code> | <code>debug_abbrev_offset</code> | offset in <code>.debug_abbrev</code> |
| <code>.debug_line</code> | <code>header_length</code> | length of header itself |
| <code>.debug_names</code> | entry in array of CUs or local TUs | offset in <code>.debug_info</code> |

Chapter 7. Data Representation

1 The CIE_id field in a CIE structure must be 64 bits because it overlays the
2 CIE_pointer in a FDE structure; this implicit union must be accessed to
3 distinguish whether a CIE or FDE is present, consequently, these two fields
4 must exactly overlay each other (both offset and size).

- 5 3. Within the body of the .debug_info section, certain forms of attribute value
6 depend on the choice of DWARF format as follows: for the 32-bit DWARF
7 format, the value is a 4-byte unsigned integer; for the 64-bit DWARF format,
8 the value is an 8-byte unsigned integer.

| Form | Role |
|--------------------|----------------------------------------------------------------|
| DW_FORM_line_strp | offset in .debug_line_str |
| DW_FORM_ref_addr | offset in .debug_info |
| DW_FORM_sec_offset | offset in a section other than .debug_info or .debug_str |
| DW_FORM_strp | offset in .debug_str |
| DW_FORM_strp_sup | offset in .debug_str section of a supplementary object file |
| DW_OP_call_ref | offset in .debug_info |

- 9 4. Within the body of the .debug_line section, certain forms of content
10 description depend on the choice of DWARF format as follows: for the 32-bit
11 DWARF format, the value is a 4-byte unsigned integer; for the 64-bit DWARF
12 format, the value is a 8-byte unsigned integer.

| Form | Role |
|-------------------|---------------------------|
| DW_FORM_line_strp | offset in .debug_line_str |

- 13 5. Within the body of the .debug_names sections, the representation of each
14 entry in the array of compilation units (CUs) and the array of local type units
15 (TUs), which represents an offset in the .debug_info section, depends on the
16 DWARF format as follows: for the 32-bit DWARF format, each entry is a
17 4-byte unsigned integer; for the 64-bit DWARF format, it is a 8-byte unsigned
18 integer.
- 19 6. In the body of the .debug_str_offsets sections, the size of entries in the
20 body depend on the DWARF format as follows: for the 32-bit DWARF format,
21 entries are 4-byte unsigned integer values; for the 64-bit DWARF format, they
22 are 8-byte unsigned integers.

1 7. Within the body of the `.debug_loclists` and `.debug_rnglists` sections, the
2 offsets that follow the header depend on the DWARF format as follows: for
3 the 32-bit DWARF format, offsets are 4-byte unsigned integer values; for the
4 64-bit DWARF format, they are 8-byte unsigned integers.

5 A DWARF consumer that supports the 64-bit DWARF format must support
6 executables in which some compilation units use the 32-bit format and others use
7 the 64-bit format provided that the combination links correctly (that is, provided
8 that there are no link-time errors due to truncation or overflow). (An
9 implementation is not required to guarantee detection and reporting of all such
10 errors.)

11 *It is expected that DWARF producing compilers will not use the 64-bit format by*
12 *default. In most cases, the division of even very large applications into a number of*
13 *executable and shared object files will suffice to assure that the DWARF sections within*
14 *each individual linked object are less than 4 GBytes in size. However, for those cases*
15 *where needed, the 64-bit format allows the unusual case to be handled as well. Even in*
16 *this case, it is expected that only application supplied objects will need to be compiled*
17 *using the 64-bit format; separate 32-bit format versions of system supplied shared*
18 *executable libraries can still be used.*

19 7.5 Format of Debugging Information

20 For each compilation unit compiled with a DWARF producer, a contribution is
21 made to the `.debug_info` section of the object file. Each such contribution
22 consists of a compilation unit header (see Section 7.5.1.1 on the following page)
23 followed by a single `DW_TAG_compile_unit` or `DW_TAG_partial_unit`
24 debugging information entry, together with its children.

25 For each type defined in a compilation unit, a separate contribution may also be
26 made to the `.debug_info` section of the object file. Each such contribution
27 consists of a type unit header (see Section 7.5.1.3 on page 215) followed by a
28 `DW_TAG_type_unit` entry, together with its children.

29 Each debugging information entry begins with a code that represents an entry in
30 a separate abbreviations table. This code is followed directly by a series of
31 attribute values.

32 The appropriate entry in the abbreviations table guides the interpretation of the
33 information contained directly in the `.debug_info` section.

34 Multiple debugging information entries may share the same abbreviation table
35 entry. Each compilation unit is associated with a particular abbreviation table,
36 but multiple compilation units may share the same table.

7.5.1 Unit Headers

Unit headers contain a field, `unit_type`, whose value indicates the kind of compilation unit (see Section 3.1 on page 65). The encodings for the unit type enumeration are shown in Table 7.2.

Table 7.2: Unit header unit type encodings

| Unit header unit type encodings | Value |
|----------------------------------|-------|
| <code>DW_UT_compile</code> | 0x01 |
| <code>DW_UT_type</code> | 0x02 |
| <code>DW_UT_partial</code> | 0x03 |
| <code>DW_UT_skeleton</code> | 0x04 |
| <code>DW_UT_split_compile</code> | 0x05 |
| <code>DW_UT_split_type</code> | 0x06 |
| <code>DW_UT_lo_user</code> | 0x80 |
| <code>DW_UT_hi_user</code> | 0xff |

All unit headers have the same initial three fields: `initial_length`, `version` and `unit_type`.

7.5.1.1 Full and Partial Compilation Unit Headers

1. `unit_length` (initial length)
A 4-byte or 12-byte unsigned integer representing the length of the `.debug_info` contribution for that compilation unit, not including the length field itself (see Section 7.4 on page 209).

2. `version` (uhalf)
A 2-byte unsigned integer representing the version of the DWARF information for the compilation unit.

The value in this field is 5.

See also Appendix G on page 444 for a summary of all version numbers that apply to DWARF sections.

1 3. `unit_type` (ubyte)

2 A 1-byte unsigned integer identifying this unit as a compilation unit. The
3 value of this field is [DW_UT_compile](#) for a (non-split) full compilation unit or
4 [DW_UT_partial](#) for a (non-split) partial compilation unit (see Section 3.1.1 on
5 page 66).

6 *See Section 7.5.1.2 regarding a split full compilation unit.*

7 4. `address_size` (ubyte)

8 A 1-byte unsigned integer representing the size in bytes of an address on the
9 target architecture. ■

10 5. `debug_abbrev_offset` (section offset)

11 A 4-byte or 8-byte unsigned offset into the `.debug_abbrev` section. This offset
12 associates the compilation unit with a particular set of debugging
13 information entry abbreviations. In the [32-bit DWARF format](#), this is a 4-byte
14 unsigned length; in the [64-bit DWARF format](#), this is an 8-byte unsigned
15 length (see Section 7.4 on page 209).

16 **7.5.1.2 Skeleton and Split Compilation Unit Headers**

17 1. `unit_length` (initial length)

18 A 4-byte or 12-byte unsigned integer representing the length of the
19 `.debug_info` contribution for that compilation unit, not including the length
20 field itself (see Section 7.4 on page 209). |

21 2. `version` (uhalf)

22 A 2-byte unsigned integer representing the version of the DWARF
23 information for the compilation unit.

24 The value in this field is 5.

25 *See also Appendix G on page 444 for a summary of all version numbers that apply to*
26 *DWARF sections.*

27 3. `unit_type` (ubyte)

28 A 1-byte unsigned integer identifying this unit as a compilation unit. The
29 value of this field is [DW_UT_skeleton](#) for a skeleton compilation unit or
30 [DW_UT_split_compile](#) for a split (full) compilation unit (see Section 3.1.2 on
31 page 74).

32 *There is no split analog to the partial compilation unit.*

1 4. `address_size` (ubyte)

2 A 1-byte unsigned integer representing the size in bytes of an address on the
3 target architecture. ■

4 5. `debug_abbrev_offset` (section offset)

5 A 4-byte or 8-byte unsigned offset into the `.debug_abbrev` section. This offset
6 associates the compilation unit with a particular set of debugging
7 information entry abbreviations. In the [32-bit DWARF format](#), this is a 4-byte
8 unsigned length; in the [64-bit DWARF format](#), this is an 8-byte unsigned
9 length (see Section [7.4 on page 209](#)).

10 6. `dwo_id` (unit ID)

11 An 8-byte implementation-defined integer constant value, known as the
12 compilation unit ID, that provides unique identification of a skeleton
13 compilation unit and its associated split compilation unit in the object file
14 named in the [DW_AT_dwo_name](#) attribute of the skeleton compilation.

15 **7.5.1.3 Type Unit Headers**

16 The header for the series of debugging information entries contributing to the
17 description of a type that has been placed in its own type unit, within the
18 `.debug_info` section, consists of the following information:

19 1. `unit_length` (initial length)

20 A 4-byte or 12-byte unsigned integer representing the length of the
21 `.debug_info` contribution for that type unit, not including the length field
22 itself (see Section [7.4 on page 209](#)). |

23 2. `version` (uhalf)

24 A 2-byte unsigned integer representing the version of the DWARF
25 information for the type unit.

26 The value in this field is 5.

27 3. `unit_type` (ubyte)

28 A 1-byte unsigned integer identifying this unit as a type unit. The value of
29 this field is [DW_UT_type](#) for a non-split type unit (see Section [3.1.4 on](#)
30 [page 76](#)) or [DW_UT_split_type](#) for a split type unit.

31 4. `address_size` (ubyte)

32 A 1-byte unsigned integer representing the size in bytes of an address on the
33 target architecture. ■

1 5. `debug_abbrev_offset` (section offset)

2 A 4-byte or 8-byte unsigned offset into the `.debug_abbrev` section. This offset
3 associates the type unit with a particular set of debugging information entry
4 abbreviations. In the [32-bit DWARF format](#), this is a 4-byte unsigned length;
5 in the [64-bit DWARF format](#), this is an 8-byte unsigned length (see [Section 7.4](#)
6 [on page 209](#)).

7 6. `type_signature` (8-byte unsigned integer)

8 A unique 8-byte signature (see [Section 7.31 on page 262](#)) of the type described
9 in this type unit.

10 *An attribute that refers (using `DW_FORM_ref_sig8`) to the primary type contained*
11 *in this type unit uses this value.*

12 7. `type_offset` (section offset)

13 A 4-byte or 8-byte unsigned offset relative to the beginning of the type unit
14 header. This offset refers to the debugging information entry that describes
15 the type. Because the type may be nested inside a namespace or other
16 structures, and may contain references to other types that have not been
17 placed in separate type units, it is not necessarily either the first or the only
18 entry in the type unit. In the [32-bit DWARF format](#), this is a 4-byte unsigned
19 length; in the [64-bit DWARF format](#), this is an 8-byte unsigned length (see
20 [Section 7.4 on page 209](#)).

21 **7.5.2 Debugging Information Entry**

22 Each debugging information entry begins with an unsigned LEB128 number
23 containing the abbreviation code for the entry. This code represents an entry
24 within the abbreviations table associated with the compilation unit containing
25 this entry. The abbreviation code is followed by a series of attribute values.

26 On some architectures, there are alignment constraints on section boundaries. To
27 make it easier to pad debugging information sections to satisfy such constraints,
28 the abbreviation code 0 is reserved. Debugging information entries consisting of
29 only the abbreviation code 0 are considered null entries.

1 **7.5.3 Abbreviations Tables**

2 The abbreviations tables for all compilation units are contained in a separate
3 object file section called `.debug_abbrev`. As mentioned before, multiple
4 compilation units may share the same abbreviations table.

5 The abbreviations table for a single compilation unit consists of a series of
6 abbreviation declarations. Each declaration specifies the tag and attributes for a
7 particular form of debugging information entry. Each declaration begins with an
8 unsigned LEB128 number representing the abbreviation code itself. It is this code
9 that appears at the beginning of a debugging information entry in the
10 `.debug_info` section. As described above, the abbreviation code 0 is reserved for
11 null debugging information entries. The abbreviation code is followed by
12 another unsigned LEB128 number that encodes the entry's tag. The encodings
13 for the tag names are given in Table 7.3 on the next page.

14 *An abbreviations table may be padded at the end with null bytes.*

Continued on next page

Chapter 7. Data Representation

| Tag name | Value |
|----------|-------|
|----------|-------|

Table 7.3: Tag encodings

| Tag name | Value |
|-------------------------------|-------|
| DW_TAG_array_type | 0x01 |
| DW_TAG_class_type | 0x02 |
| DW_TAG_entry_point | 0x03 |
| DW_TAG_enumeration_type | 0x04 |
| DW_TAG_formal_parameter | 0x05 |
| <i>Reserved</i> | 0x06 |
| <i>Reserved</i> | 0x07 |
| DW_TAG_imported_declaration | 0x08 |
| <i>Reserved</i> | 0x09 |
| DW_TAG_label | 0x0a |
| DW_TAG_lexical_block | 0x0b |
| <i>Reserved</i> | 0x0c |
| DW_TAG_member | 0x0d |
| <i>Reserved</i> | 0x0e |
| DW_TAG_pointer_type | 0x0f |
| DW_TAG_reference_type | 0x10 |
| DW_TAG_compile_unit | 0x11 |
| DW_TAG_string_type | 0x12 |
| DW_TAG_structure_type | 0x13 |
| <i>Reserved</i> | 0x14 |
| DW_TAG_subroutine_type | 0x15 |
| DW_TAG_typedef | 0x16 |
| DW_TAG_union_type | 0x17 |
| DW_TAG_unspecified_parameters | 0x18 |
| DW_TAG_variant | 0x19 |
| DW_TAG_common_block | 0x1a |
| DW_TAG_common_inclusion | 0x1b |
| DW_TAG_inheritance | 0x1c |
| DW_TAG_inlined_subroutine | 0x1d |

Continued on next page

Chapter 7. Data Representation

| Tag name | Value |
|---------------------------------|-------|
| DW_TAG_module | 0x1e |
| DW_TAG_ptr_to_member_type | 0x1f |
| DW_TAG_set_type | 0x20 |
| DW_TAG_subrange_type | 0x21 |
| DW_TAG_with_stmt | 0x22 |
| DW_TAG_access_declaration | 0x23 |
| DW_TAG_base_type | 0x24 |
| DW_TAG_catch_block | 0x25 |
| DW_TAG_const_type | 0x26 |
| DW_TAG_constant | 0x27 |
| DW_TAG_enumerator | 0x28 |
| DW_TAG_file_type | 0x29 |
| DW_TAG_friend | 0x2a |
| DW_TAG_namelist | 0x2b |
| DW_TAG_namelist_item | 0x2c |
| DW_TAG_packed_type | 0x2d |
| DW_TAG_subprogram | 0x2e |
| DW_TAG_template_type_parameter | 0x2f |
| DW_TAG_template_value_parameter | 0x30 |
| DW_TAG_thrown_type | 0x31 |
| DW_TAG_try_block | 0x32 |
| DW_TAG_variant_part | 0x33 |
| DW_TAG_variable | 0x34 |
| DW_TAG_volatile_type | 0x35 |
| DW_TAG_dwarf_procedure | 0x36 |
| DW_TAG_restrict_type | 0x37 |
| DW_TAG_interface_type | 0x38 |
| DW_TAG_namespace | 0x39 |
| DW_TAG_imported_module | 0x3a |
| DW_TAG_unspecified_type | 0x3b |
| DW_TAG_partial_unit | 0x3c |
| DW_TAG_imported_unit | 0x3d |

Continued on next page

Chapter 7. Data Representation

| Tag name | Value |
|------------------------------|-------------------|
| <i>Reserved</i> | 0x3e ¹ |
| DW_TAG_condition | 0x3f |
| DW_TAG_shared_type | 0x40 |
| DW_TAG_type_unit | 0x41 |
| DW_TAG_rvalue_reference_type | 0x42 |
| DW_TAG_template_alias | 0x43 |
| DW_TAG_coarray_type | 0x44 |
| DW_TAG_generic_subrange | 0x45 |
| DW_TAG_dynamic_type | 0x46 |
| DW_TAG_atomic_type | 0x47 |
| DW_TAG_call_site | 0x48 |
| DW_TAG_call_site_parameter | 0x49 |
| DW_TAG_skeleton_unit | 0x4a |
| DW_TAG_immutable_type | 0x4b |
| DW_TAG_lo_user | 0x4080 |
| DW_TAG_hi_user | 0xffff |

1 Following the tag encoding is a 1-byte value that determines whether a
2 debugging information entry using this abbreviation has child entries or not. If
3 the value is **DW_CHILDREN_yes**, the next physically succeeding entry of any
4 debugging information entry using this abbreviation is the first child of that
5 entry. If the 1-byte value following the abbreviation's tag encoding is
6 **DW_CHILDREN_no**, the next physically succeeding entry of any debugging
7 information entry using this abbreviation is a sibling of that entry. (Either the
8 first child or sibling entries may be null entries). The encodings for the child
9 determination byte are given in Table 7.4 on the following page (As mentioned in
10 Section 2.3 on page 25, each chain of sibling entries is terminated by a null entry.)

¹Code 0x3e is reserved to allow backward compatible support of the DW_TAG_mutable_type DIE that was defined (only) in DWARF Version 3.

Table 7.4: Child determination encodings

| Children determination name | Value |
|-----------------------------|-------|
| DW_CHILDREN_no | 0x00 |
| DW_CHILDREN_yes | 0x01 |

1 Finally, the child encoding is followed by a series of attribute specifications. Each
 2 attribute specification consists of two parts (except for
 3 [DW_FORM_implicit_const](#), [DW_FORM_addrx_offset](#) and [DW_FORM_indirect](#),
 4 see below). The first part is an unsigned LEB128 number representing the
 5 attribute's name. The second part is an unsigned LEB128 number representing
 6 the attribute's form. The series of attribute specifications ends with an entry
 7 containing 0 for the name and 0 for the form.

8 For attributes with the form [DW_FORM_implicit_const](#), in addition to the
 9 attribute name and form values, the attribute specification contains a third part,
 10 which is a signed LEB128 number. The value of this number is used as the value
 11 of the attribute.

12 For attributes with the form [DW_FORM_addrx_offset](#), following the attribute
 13 name, the attribute specification contains two unsigned LEB128 numbers, each
 14 representing a form. The first form must be of class address and the second of
 15 class constant. Values using this form in the `.debug_info` section contain a value
 16 for the first form followed by a value for the second form. The total value of the
 17 [DW_FORM_addrx_offset](#) is then computed by adding those two values together
 18 (if the first value is an indirect address, that is resolved first before adding it to
 19 the second value).

20 For attributes with the form [DW_FORM_indirect](#), the actual attribute form value
 21 itself is in the `.debug_info` section which begins with an unsigned LEB128
 22 number that specifies the actual form, followed by the value according to that
 23 form. This allows producers to choose forms for particular attributes
 24 dynamically, without having to add a new entry to the abbreviations table.

25 If the actual attribute form is [DW_FORM_implicit_const](#), the form is (still)
 26 followed by a signed LEB128 number.

27 If the actual attribute form is itself [DW_FORM_indirect](#), the indirection repeats.
 28 There may be one or more occurrences of [DW_FORM_indirect](#) in sequence until
 29 a non-[DW_FORM_indirect](#) form is reached. The sequence of
 30 [DW_FORM_indirect](#) forms does not have any effect other than to use up space.

31 The abbreviations for a given compilation unit end with an entry consisting of a
 32 0 byte for the abbreviation code.

1 See Appendix D.1.1 on page 304 for a depiction of the organization of the debugging
2 information.

3 7.5.4 Attribute Encodings

4 The encodings for the attribute names are given in Table 7.5 following.

Table 7.5: Attribute encodings

| Attribute name | Value | Classes |
|-------------------|-------------------|------------------------------|
| DW_AT_sibling | 0x01 | reference |
| DW_AT_location | 0x02 | locdesc, loclist |
| DW_AT_name | 0x03 | string |
| Reserved | 0x04 | not applicable |
| Reserved | 0x05 | not applicable |
| Reserved | 0x06 | not applicable |
| Reserved | 0x07 | not applicable |
| Reserved | 0x08 | not applicable |
| DW_AT_ordering | 0x09 | constant |
| Reserved | 0x0a | not applicable |
| DW_AT_byte_size | 0x0b | constant, exprval, reference |
| Reserved | 0x0c ² | not applicable |
| DW_AT_bit_size | 0x0d | constant, exprval, reference |
| Reserved | 0x0e | not applicable |
| Reserved | 0x0f | not applicable |
| DW_AT_stmt_list | 0x10 | lineptr |
| DW_AT_low_pc | 0x11 | address |
| DW_AT_high_pc | 0x12 | address, constant |
| Reserved | 0x13 ³ | not applicable |
| Reserved | 0x14 | not applicable |
| DW_AT_discr | 0x15 | reference |
| DW_AT_discr_value | 0x16 | constant |

Continued on next page

²Code 0x0c is reserved to allow backward compatible support of the DW_AT_bit_offset attribute which was defined in DWARF Version 3 and earlier.

³Code 0x13 is reserved to allow backward compatible support of the DW_AT_language attribute which was defined in DWARF Version 5 and earlier.

Chapter 7. Data Representation

| Attribute name | Value | Classes |
|--------------------------|-------|-----------------------------------|
| DW_AT_visibility | 0x17 | constant |
| DW_AT_import | 0x18 | reference |
| DW_AT_string_length | 0x19 | locdesc, loclist, reference |
| DW_AT_common_reference | 0x1a | reference |
| DW_AT_comp_dir | 0x1b | string |
| DW_AT_const_value | 0x1c | block, constant, string |
| DW_AT_containing_type | 0x1d | reference |
| DW_AT_default_value | 0x1e | constant, reference, flag, string |
| <i>Reserved</i> | 0x1f | <i>not applicable</i> |
| DW_AT_inline | 0x20 | constant |
| DW_AT_is_optional | 0x21 | flag |
| DW_AT_lower_bound | 0x22 | constant, exprval, reference |
| <i>Reserved</i> | 0x23 | <i>not applicable</i> |
| <i>Reserved</i> | 0x24 | <i>not applicable</i> |
| DW_AT_producer | 0x25 | string |
| <i>Reserved</i> | 0x26 | <i>not applicable</i> |
| DW_AT_prototyped | 0x27 | flag |
| <i>Reserved</i> | 0x28 | <i>not applicable</i> |
| <i>Reserved</i> | 0x29 | <i>not applicable</i> |
| DW_AT_return_addr | 0x2a | locdesc, loclist |
| <i>Reserved</i> | 0x2b | <i>not applicable</i> |
| DW_AT_start_scope | 0x2c | constant, rnglist |
| <i>Reserved</i> | 0x2d | <i>not applicable</i> |
| DW_AT_bit_stride | 0x2e | constant, exprval, reference |
| DW_AT_upper_bound | 0x2f | constant, exprval, reference |
| <i>Reserved</i> | 0x30 | <i>not applicable</i> |
| DW_AT_abstract_origin | 0x31 | reference |
| DW_AT_accessibility | 0x32 | constant |
| DW_AT_address_class | 0x33 | constant |
| DW_AT_artificial | 0x34 | flag |
| DW_AT_base_types | 0x35 | reference |
| DW_AT_calling_convention | 0x36 | constant |

Continued on next page

Chapter 7. Data Representation

| Attribute name | Value | Classes |
|----------------------------|-------------------|------------------------------|
| DW_AT_count | 0x37 | constant, exprval, reference |
| DW_AT_data_member_location | 0x38 | constant, locdesc, loclist |
| DW_AT_decl_column | 0x39 | constant |
| DW_AT_decl_file | 0x3a | constant |
| DW_AT_decl_line | 0x3b | constant |
| DW_AT_declaration | 0x3c | flag |
| DW_AT_discr_list | 0x3d | block |
| DW_AT_encoding | 0x3e | constant |
| DW_AT_external | 0x3f | flag |
| DW_AT_frame_base | 0x40 | locdesc, loclist |
| DW_AT_friend | 0x41 | reference |
| DW_AT_identifier_case | 0x42 | constant |
| <i>Reserved</i> | 0x43 ⁴ | <i>not applicable</i> |
| DW_AT_namelist_item | 0x44 | reference |
| DW_AT_priority | 0x45 | reference |
| <i>Reserved</i> | 0x46 ⁵ | <i>not applicable</i> |
| DW_AT_specification | 0x47 | reference |
| DW_AT_static_link | 0x48 | locdesc, loclist |
| DW_AT_type | 0x49 | reference |
| DW_AT_use_location | 0x4a | locdesc, loclist |
| DW_AT_variable_parameter | 0x4b | flag |
| DW_AT_virtuality | 0x4c | constant |
| DW_AT_vtable_elem_location | 0x4d | locdesc, loclist |
| DW_AT_allocated | 0x4e | constant, exprval, reference |
| DW_AT_associated | 0x4f | constant, exprval, reference |
| DW_AT_data_location | 0x50 | locdesc |
| DW_AT_byte_stride | 0x51 | constant, exprval, reference |
| DW_AT_entry_pc | 0x52 | address, constant |
| DW_AT_use_UTF8 | 0x53 | flag |

Continued on next page

⁴Code 0x43 is reserved to allow backward compatible support of the DW_AT_macro_info attribute which was defined in DWARF Version 4 and earlier.

⁵Code 0x46 is reserved to allow backward compatible support of the DW_AT_segment attribute which was defined in DWARF Version 5 and earlier.

Chapter 7. Data Representation

| Attribute name | Value | Classes |
|-------------------------------|-------|----------------------------------|
| DW_AT_extension | 0x54 | reference |
| DW_AT_ranges | 0x55 | rnglist |
| DW_AT_trampoline | 0x56 | address, flag, reference, string |
| DW_AT_call_column | 0x57 | constant |
| DW_AT_call_file | 0x58 | constant |
| DW_AT_call_line | 0x59 | constant |
| DW_AT_description | 0x5a | string |
| DW_AT_binary_scale | 0x5b | constant |
| DW_AT_decimal_scale | 0x5c | constant |
| DW_AT_small | 0x5d | reference |
| DW_AT_decimal_sign | 0x5e | constant |
| DW_AT_digit_count | 0x5f | constant |
| DW_AT_picture_string | 0x60 | string |
| DW_AT_mutable | 0x61 | flag |
| DW_AT_threads_scaled | 0x62 | flag |
| DW_AT_explicit | 0x63 | flag |
| DW_AT_object_pointer | 0x64 | reference |
| DW_AT_endianity | 0x65 | constant |
| DW_AT_elemental | 0x66 | flag |
| DW_AT_pure | 0x67 | flag |
| DW_AT_recursive | 0x68 | flag |
| DW_AT_signature | 0x69 | reference |
| DW_AT_main_subprogram | 0x6a | flag |
| DW_AT_data_bit_offset | 0x6b | constant |
| DW_AT_const_expr | 0x6c | flag |
| DW_AT_enum_class | 0x6d | flag |
| DW_AT_linkage_name | 0x6e | string |
| DW_AT_string_length_bit_size | 0x6f | constant |
| DW_AT_string_length_byte_size | 0x70 | constant |
| DW_AT_rank | 0x71 | constant, exprval |

Continued on next page

Chapter 7. Data Representation

| Attribute name | Value | Classes |
|-----------------------------|-------------------|-----------------------|
| <i>Reserved</i> | 0x72 ⁶ | <i>not applicable</i> |
| DW_AT_addr_base | 0x73 | addrptr |
| DW_AT_rnglists_base | 0x74 | rnglistsptr |
| <i>Reserved</i> | 0x75 | <i>not applicable</i> |
| DW_AT_dwo_name | 0x76 | string |
| DW_AT_reference | 0x77 | flag |
| DW_AT_rvalue_reference | 0x78 | flag |
| DW_AT_macros | 0x79 | macptr |
| DW_AT_call_all_calls | 0x7a | flag |
| DW_AT_call_all_source_calls | 0x7b | flag |
| DW_AT_call_all_tail_calls | 0x7c | flag |
| DW_AT_call_return_pc | 0x7d | address |
| DW_AT_call_value | 0x7e | exprval |
| DW_AT_call_origin | 0x7f | reference |
| DW_AT_call_parameter | 0x80 | reference |
| DW_AT_call_pc | 0x81 | address |
| DW_AT_call_tail_call | 0x82 | flag |
| DW_AT_call_target | 0x83 | locdesc |
| DW_AT_call_target_clobbered | 0x84 | locdesc |
| DW_AT_call_data_location | 0x85 | locdesc |
| DW_AT_call_data_value | 0x86 | exprval |
| DW_AT_noreturn | 0x87 | flag |
| DW_AT_alignment | 0x88 | constant |
| DW_AT_export_symbols | 0x89 | flag |
| DW_AT_deleted | 0x8a | flag |
| DW_AT_defaulted | 0x8b | constant |
| DW_AT_loclists_base | 0x8c | loclistsptr |
| DW_AT_scale_multiplier ‡ | 0x8d | constant |
| DW_AT_scale_divisor ‡ | 0x8e | constant |
| DW_AT_str_offsets ‡ | 0x8f | stroffsetsptr |

Continued on next page

⁶Code 0x72 is reserved to allow backward compatible support of the DW_AT_str_offsets_base attribute which was defined in DWARF Version 5 and earlier.

| Attribute name | Value | Classes |
|------------------------------------------|--------|-------------------------------------------|
| DW_AT_language_name ‡ | 0x90 | constant |
| DW_AT_language_version ‡ | 0x91 | constant |
| DW_AT_bias ‡ | 0x92 | constant |
| DW_AT_tensor ‡ | 0x93 | flag |
| DW_AT_num_lanes ‡ | 0x94 | constant, <i>exprval</i> , <i>vallist</i> |
| DW_AT_lo_user | 0x2000 | — |
| DW_AT_hi_user | 0x3fff | — |

‡ New in DWARF Version 6

7.5.5 Classes and Forms

Each class is a set of forms which have related representations and which are given a common interpretation according to the attribute in which the form is used. The attribute form governs how the value of an attribute is encoded. The classes and the forms they include are listed below.

Form [DW_FORM_sec_offset](#) is a member of more than one class, namely [addrptr](#), [lineptr](#), [loclist](#), [loclistsptr](#), [macptr](#), [rnglist](#), [rnglistsptr](#), and [stroffsetsptr](#); as a result, it is not possible for an attribute to allow more than one of these classes. The list of classes allowed by the applicable attribute in [Table 7.5 on page 222](#) determines the class of the form.

In the form descriptions that follow, some forms are said to depend in part on the value of an attribute of the **associated compilation unit**:

- In the case of a split DWARF object file, the associated compilation unit is the skeleton compilation unit corresponding to the containing unit.
- Otherwise, the associated compilation unit is the containing unit.

Each possible form belongs to one or more of the following classes (see [Table 2.3 on page 23](#) for a summary of the purpose and general usage of each class):

- [address](#)
Represented as either:
 - An object of appropriate size to hold an address on the target machine ([DW_FORM_addr](#)). The size is encoded in the compilation unit header (see [Section 7.5.1.1 on page 213](#)). This address is relocatable in a relocatable object file and is relocated in an executable file or shared object file.

Chapter 7. Data Representation

1 – An indirect index into a table of addresses (as described in the
2 previous bullet) in the `.debug_addr` section (`DW_FORM_addrx`,
3 `DW_FORM_addrx1`, `DW_FORM_addrx2`, `DW_FORM_addrx3` and
4 `DW_FORM_addrx4`). The representation of a `DW_FORM_addrx` value
5 is an unsigned LEB128 value, which is interpreted as a zero-based
6 index into an array of addresses in the `.debug_addr` section. The
7 representation of a `DW_FORM_addrx1`, `DW_FORM_addrx2`,
8 `DW_FORM_addrx3` or `DW_FORM_addrx4` value is a 1-, 2-, 3- or
9 4-byte unsigned integer value, respectively, which is similarly
10 interpreted. The index is relative to the value of the
11 [DW_AT_addr_base](#) attribute of the associated compilation unit.

- 12 • [addrptr](#)

13 This is an offset into the `.debug_addr` section (`DW_FORM_sec_offset`). It
14 consists of an offset from the beginning of the `.debug_addr` section to the
15 beginning of the list of machine addresses information for the referencing
16 entity. It is relocatable in a relocatable object file, and relocated in an
17 executable or shared object file. In the [32-bit DWARF format](#), this offset is a
18 4-byte unsigned value; in the 64-bit DWARF format, it is an 8-byte
19 unsigned value (see [Section 7.4 on page 209](#)).

- 20 • [block](#)

21 Blocks come in four forms:

- 22 – A 1-byte length followed by 0 to 255 contiguous information bytes
23 (`DW_FORM_block1`).
- 24 – A 2-byte length followed by 0 to 65,535 contiguous information bytes
25 (`DW_FORM_block2`).
- 26 – A 4-byte length followed by 0 to 4,294,967,295 contiguous information
27 bytes (`DW_FORM_block4`).
- 28 – An unsigned LEB128 length followed by the number of bytes specified
29 by the length (`DW_FORM_block`).

30 In all forms, the length is the number of information bytes that follow. The
31 information bytes may contain any mixture of relocated (or relocatable)
32 addresses, references to other debugging information entries or data bytes.

- 33 • [constant](#)

34 There are eight forms of constants. There are fixed length constant data
35 forms for one-, two-, four-, eight- and sixteen-byte values (respectively,
36 `DW_FORM_data1`, `DW_FORM_data2`, `DW_FORM_data4`,
37 `DW_FORM_data8` and `DW_FORM_data16`). There are variable length

1 constant data forms encoded using signed LEB128 numbers
2 ([DW_FORM_sdata](#)) and unsigned LEB128 numbers ([DW_FORM_udata](#)).
3 There is also an implicit constant ([DW_FORM_implicit_const](#), see Section
4 [7.5.3 on page 221](#)), whose value is provided as part of an abbreviation
5 specification.

6 The data in [DW_FORM_data1](#), [DW_FORM_data2](#), [DW_FORM_data4](#),
7 [DW_FORM_data8](#) and [DW_FORM_data16](#) can be anything. Depending on
8 context, it may be a signed integer, an unsigned integer, a floating-point
9 constant, or anything else. A consumer must use context to know how to
10 interpret the bits, which if they are target machine data (such as an integer
11 or floating-point constant) will be in target machine byte order.

12 *If one of the [DW_FORM_data<n>](#) forms is used to represent a signed or unsigned
13 integer, it can be hard for a consumer to discover the context necessary to
14 determine which interpretation is intended. Producers are therefore strongly
15 encouraged to use [DW_FORM_sdata](#) or [DW_FORM_udata](#) for signed and
16 unsigned integers respectively, rather than [DW_FORM_data<n>](#).*

17 • [exprval](#)

18 A DWARF expression that evaluates to a value (see Section [2.5 on page 26](#)).
19 This is represented as an unsigned LEB128 length, followed by a byte
20 sequence of the specified length ([DW_FORM_exprval](#)) containing the
21 expression.

22 • [flag](#)

23 A flag is represented explicitly as a single byte of data ([DW_FORM_flag](#)) or
24 implicitly ([DW_FORM_flag_present](#)). In the first case, if the flag has value
25 zero, it indicates the absence of the attribute; if the flag has a non-zero
26 value, it indicates the presence of the attribute. In the second case, the
27 attribute is implicitly indicated as present, and no value is encoded in the
28 debugging information entry itself.

29 • [lineptr](#)

30 This is an offset into the `.debug_line` or `.debug_line.dwo` section
31 ([DW_FORM_sec_offset](#)). It consists of an offset from the beginning of the
32 `.debug_line` section to the first byte of the data making up the line number
33 list for the compilation unit. It is relocatable in a relocatable object file, and
34 relocated in an executable or shared object file. In the [32-bit DWARF](#)
35 [format](#), this offset is a 4-byte unsigned value; in the [64-bit DWARF format](#),
36 it is an 8-byte unsigned value (see Section [7.4 on page 209](#)).

Chapter 7. Data Representation

- **locdesc**

A DWARF location description (see Section 2.6 on page 43). This is represented as an unsigned LEB128 length, followed by a byte sequence of the specified length (**DW_FORM_locdesc**) containing the location description.

- **loclist**

A location list (see Section 2.6.2 on page 48). This is represented as either:

- An index into the `.debug_loclists` section (**DW_FORM_loclistx**). The unsigned ULEB operand identifies an offset location relative to the base of that section (the location of the first offset in the section, not the first byte of the section). The contents of that location is then added to the base to determine the location of the target list of entries.
- An offset into the `.debug_loclists` section (**DW_FORM_sec_offset**). The operand consists of a byte offset from the beginning of the `.debug_loclists` section. It is relocatable in a relocatable object file, and relocated in an executable or shared object file. In the **32-bit DWARF format**, this offset is a 4-byte unsigned value; in the **64-bit DWARF format**, it is an 8-byte unsigned value (see Section 7.4 on page 209).

- **loclistsptr**

This is an offset into the `.debug_loclists` section (**DW_FORM_sec_offset**). The operand consists of a byte offset from the beginning of the `.debug_loclists` section. It is relocatable in a relocatable object file, and relocated in an executable or shared object file. In the **32-bit DWARF format**, this offset is a 4-byte unsigned value; in the **64-bit DWARF format**, it is an 8-byte unsigned value (see Section 7.4 on page 209).

- **macptr**

This is an offset into the `.debug_macro` or `.debug_macro.dwo` section (**DW_FORM_sec_offset**). It consists of an offset from the beginning of the `.debug_macro` or `.debug_macro.dwo` section to the the header making up the macro information list for the compilation unit. It is relocatable in a relocatable object file, and relocated in an executable or shared object file. In the **32-bit DWARF format**, this offset is a 4-byte unsigned value; in the **64-bit DWARF format**, it is an 8-byte unsigned value (see Section 7.4 on page 209).

1 • **rnglist**

2 This is represented as either:

- 3 – An index into the `.debug_rnglists` section (**DW_FORM_rnglistx**). The
4 unsigned ULEB operand identifies an offset location relative to the
5 base of that section (the location of the first offset in the section, not the
6 first byte of the section). The contents of that location is then added to
7 the base to determine the location of the target range list of entries.
- 8 – An offset into the `.debug_rnglists` section (**DW_FORM_sec_offset**).
9 The operand consists of a byte offset from the beginning of the
10 `.debug_rnglists` section. It is relocatable in a relocatable object file,
11 and relocated in an executable or shared object file. In the **32-bit**
12 **DWARF format**, this offset is a 4-byte unsigned value; in the **64-bit**
13 **DWARF format**, it is an 8-byte unsigned value (see Section 7.4 on
14 page 209).

15 • **rnglistsptr**

16 This is an offset into the `.debug_rnglists` section (**DW_FORM_sec_offset**).
17 It consists of a byte offset from the beginning of the `.debug_rnglists`
18 section. It is relocatable in a relocatable object file, and relocated in an
19 executable or shared object file. In the **32-bit DWARF format**, this offset is a
20 4-byte unsigned value; in the 64-bit DWARF format, it is an 8-byte
21 unsigned value (see Section 7.4 on page 209).

22 • **reference**

23 There are four types of reference.

- 24 – The first type of reference can identify any debugging information
25 entry within the containing unit. This type of reference is an offset
26 from the first byte of the compilation header for the compilation unit
27 containing the reference. There are five forms for this type of reference.
28 There are fixed length forms for one, two, four and eight byte offsets
29 (respectively, **DW_FORM_ref1**, **DW_FORM_ref2**, **DW_FORM_ref4**,
30 and **DW_FORM_ref8**). There is also an unsigned variable length offset
31 encoded form that uses unsigned LEB128 numbers
32 (**DW_FORM_ref_udata**). Because this type of reference is within the
33 containing compilation unit, no relocation of the value is required.
- 34 – The second type of reference can identify any debugging information
35 entry within a `.debug_info` section; in particular, it may refer to an
36 entry in a different compilation unit from the unit containing the
37 reference, and may refer to an entry in a different shared object file.
38 This type of reference (**DW_FORM_ref_addr**) is an offset from the

Chapter 7. Data Representation

1 beginning of the `.debug_info` section of the target executable or
2 shared object file, or, for references within a supplementary object file,
3 an offset from the beginning of the local `.debug_info` section; it is
4 relocatable in a relocatable object file and frequently relocated in an
5 executable or shared object file. In the [32-bit DWARF format](#), this ■
6 offset is a 4-byte unsigned value; in the [64-bit DWARF format](#), it is an
7 8-byte unsigned value (see [Section 7.4 on page 209](#)).

8 *A debugging information entry that may be referenced by another compilation*
9 *unit using `DW_FORM_ref_addr` must have a global symbolic name.*

10 *For a reference from one executable or shared object file to another, the*
11 *reference is resolved by the debugger to identify the executable or shared object*
12 *file and the offset into that file's `.debug_info` section in the same fashion as*
13 *the run time loader, either when the debug information is first read, or when*
14 *the reference is used.*

- 15 – The third type of reference can identify any debugging information
16 type entry that has been placed in its own type unit. This type of
17 reference ([DW_FORM_ref_sig8](#)) is the 8-byte type signature (see
18 [Section 7.31 on page 262](#)) that was computed for the type.
- 19 – The fourth type of reference is a reference from within the `.debug_info`
20 section of the executable or shared object file to a debugging
21 information entry in the `.debug_info` section of a supplementary
22 object file. This type of reference ([DW_FORM_ref_sup4](#) or
23 [DW_FORM_ref_sup8](#)) is a 4- or 8-byte offset (respectively) from the
24 beginning of the `.debug_info` section in the supplementary object file.

25 *The use of compilation unit relative references will reduce the number of*
26 *link-time relocations and so speed up linking. The use of the second, third and*
27 *fourth type of reference allows for the sharing of information, such as types,*
28 *across compilation units, while the fourth type further allows for sharing of*
29 *information across compilation units from different executables or shared*
30 *object files.*

31 *A reference to any kind of compilation unit identifies the debugging*
32 *information entry for that unit, not the preceding header.*

- 33 • [string](#)
34 A string is a sequence of contiguous non-null bytes followed by one null
35 byte. A string may be represented:
 - 36 – Immediately in the debugging information entry itself
37 ([DW_FORM_string](#)),

Chapter 7. Data Representation

- As an offset into a string table contained in the `.debug_str` section of the object file (`DW_FORM_strp` or `DW_FORM_strp8`), the `.debug_line_str` section of the object file (`DW_FORM_line_strp`), or as an offset into a string table contained in the `.debug_str` section of a supplementary object file (`DW_FORM_strp_sup` or `DW_FORM_strp_sup8`), `DW_FORM_strp_sup` offsets from the `.debug_info` section of a supplementary object file refer to the local `.debug_str` section of that same file.

In the [32-bit DWARF format](#), the representation of a `DW_FORM_strp`, `DW_FORM_line_strp` or `DW_FORM_strp_sup` value is a 4-byte unsigned offset; in the [64-bit DWARF format](#), it is an 8-byte unsigned offset (see [Section 7.4 on page 209](#)). In both 32-bit and 64-bit formats, the representation of a `DW_FORM_strp8` or `DW_FORM_strp_sup8` value is an 8-byte unsigned offset.

- As an indirect offset into the string table using an index into a table of offsets contained in the `.debug_str_offsets` section of the object file (`DW_FORM_strx`, `DW_FORM_strx1`, `DW_FORM_strx2`, `DW_FORM_strx3` and `DW_FORM_strx4`). The representation of a `DW_FORM_strx` value is an unsigned LEB128 value, which is interpreted as a zero-based index into an array of offsets in the `.debug_str_offsets` section. The representation of a `DW_FORM_strx1`, `DW_FORM_strx2`, `DW_FORM_strx3` or `DW_FORM_strx4` value is a 1-, 2-, 3- or 4-byte unsigned integer value, respectively, which is similarly interpreted. The offset entries in the `.debug_str_offsets` section are described in [Section 7.25 on page 257](#).

Any combination of these three forms may be used within a single compilation.

If the `DW_AT_use_UTF8` attribute is specified for the compilation, partial, skeleton or type unit entry, string values are encoded using the UTF-8 (Unicode Transformation Format-8) from the Universal Character Set standard (ISO/IEC 10646-1:1993). Otherwise, the string representation is unspecified.

The Unicode Standard Version 3 is fully compatible with ISO/IEC 10646-1:1993. It contains all the same characters and encoding points as ISO/IEC 10646, as well as additional information about the characters and their use.

Chapter 7. Data Representation

1 *Earlier versions of DWARF did not specify the representation of strings; for*
2 *compatibility, this version also does not. However, the UTF-8 representation is*
3 *strongly recommended.*

- 4 • **stroffsetsptr**

5 This is an offset into the `.debug_str_offsets` section
6 (`DW_FORM_sec_offset`). It consists of an offset from the beginning of the
7 `.debug_str_offsets` section to the header of the string offsets information
8 for the referencing entity. It is relocatable in a relocatable object file, and
9 relocated in an executable or shared object file. In the **32-bit DWARF**
10 **format**, this offset is a 4-byte unsigned value; in the **64-bit DWARF format**,
11 it is an 8-byte unsigned value (see Section 7.4 on page 209).

- 12 • **vallist**

13 A value list (see Section 2.5.3 on page 42). This class has the same
14 representation as class `loclist`.

15 *This class is new in DWARF Version 6.*

16 In no case does an attribute use one of the classes `addrptr`, `lineptr`, `loclistsptr`,
17 `macptr`, `rnglistsptr` or `stroffsetsptr` to point into either the `.debug_info` or
18 `.debug_str` section.

19 7.5.6 Form Encodings

20 The form encodings are listed in Table 7.6 following.

Table 7.6: Attribute form encodings

| Form name | Value | Classes |
|-----------------------------|-------|-----------------------|
| <code>DW_FORM_addr</code> | 0x01 | <code>address</code> |
| <i>Reserved</i> | 0x02 | |
| <code>DW_FORM_block2</code> | 0x03 | <code>block</code> |
| <code>DW_FORM_block4</code> | 0x04 | <code>block</code> |
| <code>DW_FORM_data2</code> | 0x05 | <code>constant</code> |
| <code>DW_FORM_data4</code> | 0x06 | <code>constant</code> |
| <code>DW_FORM_data8</code> | 0x07 | <code>constant</code> |
| <code>DW_FORM_string</code> | 0x08 | <code>string</code> |
| <code>DW_FORM_block</code> | 0x09 | <code>block</code> |
| <code>DW_FORM_block1</code> | 0x0a | <code>block</code> |

Continued on next page

Chapter 7. Data Representation

| Form name | Value | Classes |
|------------------------|-------|----------------------------------------------------------------------------------------|
| DW_FORM_data1 | 0x0b | constant |
| DW_FORM_flag | 0x0c | flag |
| DW_FORM_sdata | 0x0d | constant |
| DW_FORM_strp | 0x0e | string |
| DW_FORM_adata | 0x0f | constant |
| DW_FORM_ref_addr | 0x10 | reference |
| DW_FORM_ref1 | 0x11 | reference |
| DW_FORM_ref2 | 0x12 | reference |
| DW_FORM_ref4 | 0x13 | reference |
| DW_FORM_ref8 | 0x14 | reference |
| DW_FORM_ref_adata | 0x15 | reference |
| DW_FORM_indirect | 0x16 | (see Section 7.5.3 on page 217) |
| DW_FORM_sec_offset | 0x17 | addrptr, lineptr, loclist, loclistsptr, macptr, rnglist, rnglistsptr, stroffsetsptr |
| DW_FORM_exprloc | 0x18 | exprval, locdesc |
| DW_FORM_flag_present | 0x19 | flag |
| DW_FORM_strx | 0x1a | string |
| DW_FORM_addrx | 0x1b | address |
| DW_FORM_ref_sup4 | 0x1c | reference |
| DW_FORM_strp_sup | 0x1d | string |
| DW_FORM_data16 | 0x1e | constant |
| DW_FORM_line_strp | 0x1f | string |
| DW_FORM_ref_sig8 | 0x20 | reference |
| DW_FORM_implicit_const | 0x21 | constant |
| DW_FORM_loclistx | 0x22 | loclist, vallist |
| DW_FORM_rnglistx | 0x23 | rnglist |
| DW_FORM_ref_sup8 | 0x24 | reference |
| DW_FORM_strx1 | 0x25 | string |
| DW_FORM_strx2 | 0x26 | string |
| DW_FORM_strx3 | 0x27 | string |
| DW_FORM_strx4 | 0x28 | string |
| DW_FORM_addrx1 | 0x29 | address |

Continued on next page

| Form name | Value | Classes |
|---------------------|-------|---------|
| DW_FORM_addrx2 | 0x2a | address |
| DW_FORM_addrx3 | 0x2b | address |
| DW_FORM_addrx4 | 0x2c | address |
| DW_FORM_strp8 ‡ | 0x2d | string |
| DW_FORM_strp_sup8 ‡ | 0x2e | string |

‡ New in DWARF Version 6

7.6 Variable Length Data

Integers may be encoded using “Little-Endian Base 128” (LEB128) numbers. LEB128 is a scheme for encoding integers densely that exploits the assumption that most integers are small in magnitude.

This encoding is equally suitable whether the target machine architecture represents data in big-endian or little-endian byte order. It is “little-endian” only in the sense that it avoids using space to represent the “big” end of an unsigned integer, when the big end is all zeroes or sign extension bits.

Unsigned LEB128 (ULEB128) numbers are encoded as follows: start at the low order end of an unsigned integer and chop it into 7-bit chunks. Place each chunk into the low order 7 bits of a byte. Typically, several of the high order bytes will be zero, which may be discarded. Emit the remaining bytes in a stream, starting with the low order byte; set the high order bit on each byte except the last emitted byte. The high bit of zero on the last byte indicates to the decoder that it has encountered the last byte.

The integer zero is a special case, consisting of a single zero byte.

Table 7.7 on the following page gives some examples of unsigned LEB128 numbers. The 0x80 in each case is the high order bit of the byte, indicating that an additional byte follows.

The encoding for signed, two’s complement LEB128 (SLEB128) numbers is similar, except that the criterion for discarding high order bytes is not whether they are zero, but whether they consist entirely of sign extension bits. Consider the 4-byte integer -2. The three high level bytes of the number are sign extension, thus LEB128 would represent it as a single byte containing the low order 7 bits, with the high order bit cleared to indicate the end of the byte stream. Note that there is nothing within the LEB128 representation that indicates whether an

1 encoded number is signed or unsigned. The decoder must know what type of
 2 number to expect. Table 7.7 gives some examples of unsigned LEB128 numbers
 3 and Table 7.8 gives some examples of signed LEB128 numbers.

4 *Some producers may choose to insert padding or alignment bytes by retaining (not*
 5 *discarding) one or more high-order bytes that would not affect the decoded value.*

6 *Appendix C on page 300 gives algorithms for encoding and decoding these forms.*

Table 7.7: Examples of unsigned LEB128 encodings

| Number | First byte | Second byte |
|--------|------------|-------------|
| 2 | 2 | — |
| 127 | 127 | — |
| 128 | 0 + 0x80 | 1 |
| 129 | 1 + 0x80 | 1 |
| 12857 | 57 + 0x80 | 100 |

Table 7.8: Examples of signed LEB128 encodings

| Number | First byte | Second byte |
|--------|-------------|-------------|
| 2 | 2 | — |
| -2 | 0x7e | — |
| 127 | 127 + 0x80 | 0 |
| -127 | 1 + 0x80 | 0x7f |
| 128 | 0 + 0x80 | 1 |
| -128 | 0 + 0x80 | 0x7f |
| 129 | 1 + 0x80 | 1 |
| -129 | 0x7f + 0x80 | 0x7e |

7 7.7 DWARF Expressions and Location Descriptions

8 7.7.1 DWARF Expressions

9 A DWARF expression is stored in a block of contiguous bytes. The bytes form a
 10 sequence of operations. Each operation is a 1-byte code that identifies that
 11 operation, followed by zero or more bytes of additional data. The encodings for
 12 the operations are described in Table 7.9 on the following page.

Chapter 7. Data Representation

Table 7.9: DWARF operation encodings

| Operation | Code | No. of Operands | Notes |
|-----------------|------|-----------------|-----------------------------------------------|
| <i>Reserved</i> | 0x01 | - | |
| <i>Reserved</i> | 0x02 | - | |
| DW_OP_addr | 0x03 | 1 | constant address (size is target specific) |
| <i>Reserved</i> | 0x04 | - | |
| <i>Reserved</i> | 0x05 | - | |
| DW_OP_deref | 0x06 | 0 | |
| <i>Reserved</i> | 0x07 | - | |
| DW_OP_const1u | 0x08 | 1 | 1-byte constant |
| DW_OP_const1s | 0x09 | 1 | 1-byte constant |
| DW_OP_const2u | 0x0a | 1 | 2-byte constant |
| DW_OP_const2s | 0x0b | 1 | 2-byte constant |
| DW_OP_const4u | 0x0c | 1 | 4-byte constant |
| DW_OP_const4s | 0x0d | 1 | 4-byte constant |
| DW_OP_const8u | 0x0e | 1 | 8-byte constant |
| DW_OP_const8s | 0x0f | 1 | 8-byte constant |
| DW_OP_constu | 0x10 | 1 | ULEB128 constant |
| DW_OP_consts | 0x11 | 1 | SLEB128 constant |
| DW_OP_dup | 0x12 | 0 | |
| DW_OP_drop | 0x13 | 0 | |
| DW_OP_over | 0x14 | 0 | |
| DW_OP_pick | 0x15 | 1 | 1-byte stack index |
| DW_OP_swap | 0x16 | 0 | |
| DW_OP_rot | 0x17 | 0 | |
| DW_OP_xderef | 0x18 | 0 | |
| DW_OP_abs | 0x19 | 0 | |
| DW_OP_and | 0x1a | 0 | |
| DW_OP_div | 0x1b | 0 | |
| DW_OP_minus | 0x1c | 0 | |

Continued on next page

Chapter 7. Data Representation

| Operation | Code | No. of Operands | Notes |
|-------------------|------|-----------------|---------------------------------------------------------------------|
| DW_OP_mod | 0x1d | 0 | |
| DW_OP_mul | 0x1e | 0 | |
| DW_OP_neg | 0x1f | 0 | |
| DW_OP_not | 0x20 | 0 | |
| DW_OP_or | 0x21 | 0 | |
| DW_OP_plus | 0x22 | 0 | |
| DW_OP_plus_uconst | 0x23 | 1 | ULEB128 addend |
| DW_OP_shl | 0x24 | 0 | |
| DW_OP_shr | 0x25 | 0 | |
| DW_OP_shra | 0x26 | 0 | |
| DW_OP_xor | 0x27 | 0 | |
| DW_OP_bra | 0x28 | 1 | signed 2-byte constant |
| DW_OP_eq | 0x29 | 0 | |
| DW_OP_ge | 0x2a | 0 | |
| DW_OP_gt | 0x2b | 0 | |
| DW_OP_le | 0x2c | 0 | |
| DW_OP_lt | 0x2d | 0 | |
| DW_OP_ne | 0x2e | 0 | |
| DW_OP_skip | 0x2f | 1 | signed 2-byte constant |
| DW_OP_lit0 | 0x30 | 0 | literals 0 .. 31 = (DW_OP_lit0 + literal) |
| DW_OP_lit1 | 0x31 | 0 | |
| ... | | | |
| DW_OP_lit31 | 0x4f | 0 | |
| DW_OP_reg0 | 0x50 | 0 | reg 0 .. 31 = (DW_OP_reg0 + regnum) |
| DW_OP_reg1 | 0x51 | 0 | |
| ... | | | |
| DW_OP_reg31 | 0x6f | 0 | |
| DW_OP_breg0 | 0x70 | 1 | SLEB128 offset base register 0 .. 31 = (DW_OP_breg0 + regnum) |
| DW_OP_breg1 | 0x71 | 1 | |
| ... | | | |
| DW_OP_breg31 | 0x8f | 1 | |

Continued on next page

Chapter 7. Data Representation

| Operation | Code | No. of Operands | Notes |
|---------------------------|------|-----------------|--------------------------------------------------------------|
| DW_OP_regx | 0x90 | 1 | ULEB128 register |
| DW_OP_fbreg | 0x91 | 1 | SLEB128 offset |
| DW_OP_bregx | 0x92 | 2 | ULEB128 register, SLEB128 offset |
| DW_OP_piece | 0x93 | 1 | ULEB128 size of piece |
| DW_OP_deref_size | 0x94 | 1 | 1-byte size of data retrieved |
| DW_OP_xderef_size | 0x95 | 1 | 1-byte size of data retrieved |
| DW_OP_nop | 0x96 | 0 | |
| DW_OP_push_object_address | 0x97 | 0 | |
| DW_OP_call2 | 0x98 | 1 | 2-byte offset of DIE |
| DW_OP_call4 | 0x99 | 1 | 4-byte offset of DIE |
| DW_OP_call_ref | 0x9a | 1 | 4- or 8-byte offset of DIE |
| DW_OP_form_tls_address | 0x9b | 0 | |
| DW_OP_call_frame_cfa | 0x9c | 0 | |
| DW_OP_bit_piece | 0x9d | 2 | ULEB128 size, ULEB128 offset |
| DW_OP_implicit_value | 0x9e | 2 | ULEB128 size, block of that size |
| DW_OP_stack_value | 0x9f | 0 | |
| DW_OP_implicit_pointer | 0xa0 | 0 | 4- or 8-byte offset of DIE, SLEB128 constant offset |
| DW_OP_addrx | 0xa1 | 1 | ULEB128 indirect address |
| DW_OP_constx | 0xa2 | 1 | ULEB128 indirect constant |
| DW_OP_entry_value | 0xa3 | 2 | ULEB128 size, block of that size |
| DW_OP_const_type | 0xa4 | 3 | ULEB128 type entry offset, 1-byte size, constant value |
| DW_OP_regval_type | 0xa5 | 2 | ULEB128 register number, ULEB128 constant offset |

Continued on next page

| Operation | Code | No. of Operands | Notes |
|-----------------------|------|-----------------------|-----------------------------------------------------------------------|
| DW_OP_deref_type | 0xa6 | 2 | 1-byte size, ULEB128 type entry offset |
| DW_OP_xderef_type | 0xa7 | 2 | 1-byte size, ULEB128 type entry offset |
| DW_OP_convert | 0xa8 | 1 | ULEB128 type entry offset |
| DW_OP_reinterpret | 0xa9 | 1 | ULEB128 type entry offset |
| DW_OP_regval_bits ‡ | 0xaa | 1 TOS † TOS - 1 | ULEB128 field size, integer bit offset, integer register number |
| DW_OP_push_lane ‡ | 0xab | 0 | |
| DW_OP_extended ‡ | 0xde | 1 + | |
| DW_OP_user_extended ‡ | 0xdf | 1 + | |
| DW_OP_lo_user | 0xe0 | | |
| DW_OP_hi_user | 0xff | | |

‡ New in DWARF Version 6

† TOS indicates parameter on top of stack

1 7.7.2 Location Descriptions

2 A location description is used to compute the location of a variable or other
3 entity.

4 7.7.3 Location Lists

5 Each entry in a location list is either a location list entry, a base address entry, a
6 default location entry or an end-of-list entry.

7 Each entry begins with an unsigned 1-byte code that indicates the kind of entry
8 that follows. The encodings for these constants are given in Table 7.10 on the next
9 page.

Table 7.10: Location list entry encoding values

| Location list entry encoding name | Value |
|-----------------------------------|-------|
| DW_LLE_end_of_list | 0x00 |
| DW_LLE_base_addressx | 0x01 |
| DW_LLE_startx_endx | 0x02 |
| DW_LLE_startx_length | 0x03 |
| DW_LLE_offset_pair | 0x04 |
| DW_LLE_default_location | 0x05 |
| DW_LLE_base_address | 0x06 |
| DW_LLE_start_end | 0x07 |
| DW_LLE_start_length | 0x08 |
| DW_LLE_include_loclist ‡ | 0x09 |
| DW_LLE_include_loclistx ‡ | 0x0a |
| DW_LLE_lo_user ‡ | 0xc0 |
| DW_LLE_hi_user ‡ | 0xff |

‡ New in DWARF Version 6

1 If a producer defines a producer-specific kind of location list entry, the kind code
 2 must be immediately followed by an unsigned LEB128 value that specifies the
 3 length of all remaining bytes (not including either the kind or the length itself)
 4 for that entry.

5 7.8 Base Type Attribute Encodings

6 The encodings of the constants used in the `DW_AT_encoding` attribute are given
 7 in Table 7.11.

Table 7.11: Base type encoding values

| Base type encoding name | Value |
|-------------------------------|-------|
| DW_ATE_address | 0x01 |
| DW_ATE_boolean | 0x02 |
| DW_ATE_complex_float | 0x03 |
| DW_ATE_float | 0x04 |
| <i>Continued on next page</i> | |

Chapter 7. Data Representation

| Base type encoding name | Value |
|-----------------------------|-------|
| DW_ATE_signed | 0x05 |
| DW_ATE_signed_char | 0x06 |
| DW_ATE_unsigned | 0x07 |
| DW_ATE_unsigned_char | 0x08 |
| DW_ATE_imaginary_float | 0x09 |
| DW_ATE_packed_decimal | 0x0a |
| DW_ATE_numeric_string | 0x0b |
| DW_ATE_edited | 0x0c |
| DW_ATE_signed_fixed | 0x0d |
| DW_ATE_unsigned_fixed | 0x0e |
| DW_ATE_decimal_float | 0x0f |
| DW_ATE_UTF | 0x10 |
| DW_ATE_UCS | 0x11 |
| DW_ATE_ASCII | 0x12 |
| DW_ATE_complex_signed ‡ | 0x13 |
| DW_ATE_imaginary_signed ‡ | 0x14 |
| DW_ATE_complex_unsigned ‡ | 0x15 |
| DW_ATE_imaginary_unsigned ‡ | 0x16 |
| DW_ATE_signed_bitint ‡ | 0x17 |
| DW_ATE_unsigned_bitint ‡ | 0x18 |
| DW_ATE_lo_user | 0x80 |
| DW_ATE_hi_user | 0xff |

‡ New in DWARF Version 6

- 1 The encodings of the constants used in the `DW_AT_decimal_sign` attribute are
 2 given in Table 7.12 on the next page.

Table 7.12: Decimal sign encodings

| Decimal sign code name | Value |
|--------------------------|-------|
| DW_DS_unsigned | 0x01 |
| DW_DS_leading_overpunch | 0x02 |
| DW_DS_trailing_overpunch | 0x03 |
| DW_DS_leading_separate | 0x04 |
| DW_DS_trailing_separate | 0x05 |

1 The encodings of the constants used in the [DW_AT_endianity](#) attribute are given
 2 in [Table 7.13](#).

Table 7.13: Endianity encodings

| Endian code name | Value |
|------------------|-------|
| DW_END_default | 0x00 |
| DW_END_big | 0x01 |
| DW_END_little | 0x02 |
| DW_END_lo_user | 0x40 |
| DW_END_hi_user | 0xff |

3 **7.9 Accessibility Codes**

4 The encodings of the constants used in the [DW_AT_accessibility](#) attribute are
 5 given in [Table 7.14](#).

Table 7.14: Accessibility encodings

| Accessibility code name | Value |
|-------------------------|-------|
| DW_ACCESS_public | 0x01 |
| DW_ACCESS_protected | 0x02 |
| DW_ACCESS_private | 0x03 |

6 **7.10 Visibility Codes**

7 The encodings of the constants used in the [DW_AT_visibility](#) attribute are given
 8 in [Table 7.15 on the following page](#).

Table 7.15: Visibility encodings

| Visibility code name | Value |
|----------------------------------|-------|
| DW_VIS_local | 0x01 |
| DW_VIS_exported | 0x02 |
| DW_VIS_qualified | 0x03 |

7.11 Virtuality Codes

The encodings of the constants used in the [DW_AT_virtuality](#) attribute are given in Table 7.16.

Table 7.16: Virtuality encodings

| Virtuality code name | Value |
|--------------------------------------------|-------|
| DW_VIRTUALITY_none | 0x00 |
| DW_VIRTUALITY_virtual | 0x01 |
| DW_VIRTUALITY_pure_virtual | 0x02 |

The value [DW_VIRTUALITY_none](#) is equivalent to the absence of the [DW_AT_virtuality](#) attribute.

7.12 Source Languages

The encodings of the constants used in the [DW_AT_language_name](#) attribute are given in Table 7.17 on the following page. Table 7.17 on the next page also shows the default lower bound, if any, assumed for an omitted [DW_AT_lower_bound](#) attribute in the context of a [DW_TAG_subrange_type](#) debugging information entry for each defined language.

NOTE IN DRAFT DOCUMENT ONLY: Per DWARF Committee Issue 241209.1, adopted January 6, 2025, the values in Table 7.17 following, as well as the related version schemes in Table 3.2 on page 70, are protected against change so that [DW_AT_language_name](#) and [DW_AT_language_version](#) may be used in DWARF Version 5 producers and consumers prior to completion of this DWARF Version 6 specification.

Chapter 7. Data Representation

Table 7.17: Language encodings

| Language name | Value | Default Lower Bound |
|--------------------------------|--------|---------------------|
| DW_LNAME_Ada | 0x0001 | 1 |
| DW_LNAME_BLISS | 0x0002 | 0 |
| DW_LNAME_C | 0x0003 | 0 |
| DW_LNAME_C_plus_plus | 0x0004 | 0 |
| DW_LNAME_Cobol | 0x0005 | 1 |
| DW_LNAME_Crystal ‡ | 0x0006 | 0 |
| DW_LNAME_D | 0x0007 | 0 |
| DW_LNAME_Dylan | 0x0008 | 0 |
| DW_LNAME_Fortran | 0x0009 | 1 |
| DW_LNAME_Go | 0x000a | 0 |
| DW_LNAME_Haskell | 0x000b | 0 |
| DW_LNAME_Java | 0x000c | 0 |
| DW_LNAME_Julia | 0x000d | 1 |
| DW_LNAME_Kotlin ‡ | 0x000e | 0 |
| DW_LNAME_Modula2 | 0x000f | 1 |
| DW_LNAME_Modula3 | 0x0010 | 1 |
| DW_LNAME_ObjC | 0x0011 | 0 |
| DW_LNAME_ObjC_plus_plus | 0x0012 | 0 |
| DW_LNAME_OCaml | 0x0013 | 0 |
| DW_LNAME_OpenCL_C ⁷ | 0x0014 | 0 |
| DW_LNAME_Pascal | 0x0015 | 1 |
| DW_LNAME_PLI | 0x0016 | 1 |
| DW_LNAME_Python | 0x0017 | 0 |
| DW_LNAME_RenderScript | 0x0018 | 0 |
| DW_LNAME_Rust | 0x0019 | 0 |
| DW_LNAME_Swift | 0x001a | 0 |
| DW_LNAME_UPC | 0x001b | 0 |
| DW_LNAME_Zig ‡ | 0x001c | 0 |
| DW_LNAME_Assembly ‡ | 0x001d | 0 |

Continued on next page

⁷Formerly DW_LANG_OpenCL in DWARF Version 5.

| Language name | Value | Default Lower Bound |
|-------------------------------------------|--------|---------------------|
| DW_LNAME_C_sharp ‡ | 0x001e | 0 |
| DW_LNAME_Mojo ‡ | 0x001f | 0 |
| DW_LNAME_GLSL ‡ | 0x0020 | 0 |
| DW_LNAME_GLSL_ES ‡ | 0x0021 | 0 |
| DW_LNAME_HLSL ‡ | 0x0022 | 0 |
| DW_LNAME_OpenCL_CPP ‡ | 0x0023 | 0 |
| DW_LNAME_CPP_for_OpenCL ‡ | 0x0024 | 0 |
| DW_LNAME_SYCL ‡ | 0x0025 | 0 |
| DW_LNAME_Ruby ‡ | 0x0026 | 0 |
| DW_LNAME_Move ‡ | 0x0027 | 0 |
| DW_LNAME_Hylo ‡ | 0x0028 | 0 |
| DW_LNAME_HIP ‡ | 0x0029 | 0 |
| DW_LNAME_Odin ‡ | 0x002a | 0 |
| DW_LNAME_P4 ‡ | 0x002b | 0 |
| DW_LNAME_Metal ‡ | 0x002c | 0 |
| DW_LNAME_lo_user | 0x8000 | |
| DW_LNAME_hi_user | 0xffff | |

‡ Base language is new in DWARF Version 6

1 7.13 Address Class Encodings

2 The value of the common address class encoding [DW_ADDR_none](#) is 0.

7.14 Identifier Case

The encodings of the constants used in the `DW_AT_identifier_case` attribute are given in Table 7.18.

Table 7.18: Identifier case encodings

| Identifier case name | Value |
|-------------------------------------|-------|
| <code>DW_ID_case_sensitive</code> | 0x00 |
| <code>DW_ID_up_case</code> | 0x01 |
| <code>DW_ID_down_case</code> | 0x02 |
| <code>DW_ID_case_insensitive</code> | 0x03 |

7.15 Calling Convention Encodings

The encodings of the constants used in the `DW_AT_calling_convention` attribute are given in Table 7.19.

Table 7.19: Calling convention encodings

| Calling convention name | Value |
|--------------------------------------|-------|
| <code>DW_CC_normal</code> | 0x01 |
| <code>DW_CC_program</code> | 0x02 |
| <code>DW_CC_nocall</code> | 0x03 |
| <code>DW_CC_pass_by_reference</code> | 0x04 |
| <code>DW_CC_pass_by_value</code> | 0x05 |
| <code>DW_CC_lo_user</code> | 0x40 |
| <code>DW_CC_hi_user</code> | 0xff |

7.16 Inline Codes

The encodings of the constants used in the `DW_AT_inline` attribute are given in Table 7.20.

Table 7.20: Inline encodings

| Inline code name | Value |
|------------------------------------------|-------|
| <code>DW_INL_not_inlined</code> | 0x00 |
| <code>DW_INL_inlined</code> | 0x01 |
| <code>DW_INL_declared_not_inlined</code> | 0x02 |
| <code>DW_INL_declared_inlined</code> | 0x03 |

7.17 Array Ordering

The encodings of the constants used in the `DW_AT_ordering` attribute are given in Table 7.21.

Table 7.21: Ordering encodings

| Ordering name | Value |
|-------------------------------|-------|
| <code>DW_ORD_row_major</code> | 0x00 |
| <code>DW_ORD_col_major</code> | 0x01 |

7.18 Discriminant Lists

The descriptors used in the `DW_AT_discr_list` attribute are encoded as 1-byte constants. The defined values are given in Table 7.22.

Table 7.22: Discriminant descriptor encodings

| Descriptor name | Value |
|---------------------------|-------|
| <code>DW_DSC_label</code> | 0x00 |
| <code>DW_DSC_range</code> | 0x01 |

7.19 Name Index Table

The version number in the name index table header is 6.

The name index attributes and their encodings are listed in Table 7.23.

Table 7.23: Name index attribute encodings

| Attribute name | Value | Form/Class |
|---------------------|--------|---------------|
| DW_IDX_compile_unit | 1 | constant |
| DW_IDX_type_unit | 2 | constant |
| DW_IDX_die_offset | 3 | reference |
| DW_IDX_parent | 4 | constant |
| DW_IDX_type_hash | 5 | DW_FORM_data8 |
| DW_IDX_external ‡ | 6 | flag |
| DW_IDX_lo_user | 0x2000 | |
| DW_IDX_hi_user | 0x3fff | |

‡ New in DWARF Version 6

It is suggested that producers should use the form code `DW_FORM_flag_present` for the `DW_IDX_external` attribute for abbreviation codes that represent external names.

The abbreviations table ends with an entry consisting of a single 0 byte for the abbreviation code. The size of the table given by `abbrev_table_size` may include optional padding following the terminating 0 byte.

7.20 Defaulted Member Encodings

The encodings of the constants used in the `DW_AT_defaulted` attribute are given in Table 7.24 following.

Table 7.24: Defaulted attribute encodings

| Defaulted name | Value |
|---------------------------|-------|
| DW_DEFAULTED_no | 0x00 |
| DW_DEFAULTED_in_class | 0x01 |
| DW_DEFAULTED_out_of_class | 0x02 |

7.21 Line Number Information

The version number in the line number program header is 6.

The boolean values “true” and “false” used by the line number information program are encoded as a single byte containing the value 0 for “false,” and a non-zero value for “true.”

The encodings for the standard opcodes are given in Table 7.25.

Table 7.25: Line number standard opcode encodings

| Opcode name | Value |
|---------------------------|-------|
| DW_LNS_extended_op ‡ | 0x00 |
| DW_LNS_copy | 0x01 |
| DW_LNS_advance_pc | 0x02 |
| DW_LNS_advance_line | 0x03 |
| DW_LNS_set_file | 0x04 |
| DW_LNS_set_column | 0x05 |
| DW_LNS_negate_stmt | 0x06 |
| DW_LNS_set_basic_block | 0x07 |
| DW_LNS_const_add_pc | 0x08 |
| DW_LNS_fixed_advance_pc | 0x09 |
| DW_LNS_set_prologue_end | 0x0a |
| DW_LNS_set_epilogue_begin | 0x0b |
| DW_LNS_set_isa | 0x0c |

‡ New in DWARF Version 6

Chapter 7. Data Representation

1 The encodings for the extended opcodes are given in Table 7.26.

Table 7.26: Line number extended opcode encodings

| Opcode name | Value |
|--------------------------------|-------------------|
| DW_LNE_end_sequence | 0x01 |
| DW_LNE_set_address | 0x02 |
| <i>Reserved</i> | 0x03 ⁸ |
| DW_LNE_set_discriminator | 0x04 |
| DW_LNE_padding ‡ | 0x05 |
| DW_LNE_set_prologue_epilogue ‡ | 0x06 |
| DW_LNE_lo_user | 0x80 |
| DW_LNE_hi_user | 0xff |

‡ New in DWARF Version 6

2 The encodings for the line number header entry formats are given in Table 7.27.

Table 7.27: Line number header entry format encodings

| Line number header entry format name | Value |
|--------------------------------------|--------|
| DW_LNCT_path | 0x1 |
| DW_LNCT_directory_index | 0x2 |
| DW_LNCT_timestamp | 0x3 |
| DW_LNCT_size | 0x4 |
| DW_LNCT_MD5 | 0x5 |
| DW_LNCT_source ‡ | 0x6 |
| DW_LNCT_URL ‡ | 0x7 |
| DW_LNCT_lo_user | 0x2000 |
| DW_LNCT_hi_user | 0x3fff |

‡ New in DWARF Version 6

⁸Code 0x03 is reserved to allow backward compatible support of the DW_LNE_define_file operation which was defined in DWARF Version 4 and earlier.

1 **7.22 Macro Information**

2 The version number in the macro information header is 5.

3 The source line numbers and source file indices encoded in the macro
4 information section are represented as unsigned LEB128 numbers.

5 The macro information entry type is encoded as a single unsigned byte. The
6 encodings are given in Table [7.28 on the following page](#).

Chapter 7. Data Representation

Table 7.28: Macro information entry type encodings

| Macro information entry type name | Value |
|-----------------------------------|--------------------|
| DW_MACRO_padding ‡ | 0x00 |
| DW_MACRO_define | 0x01 |
| DW_MACRO_undef | 0x02 |
| DW_MACRO_start_file | 0x03 |
| DW_MACRO_end_file | 0x04 |
| DW_MACRO_define_strp | 0x05 |
| DW_MACRO_undef_strp | 0x06 |
| DW_MACRO_import | 0x07 |
| <i>Reserved</i> | 0x08 ⁹ |
| <i>Reserved</i> | 0x09 ¹⁰ |
| <i>Reserved</i> | 0x0a ¹¹ |
| DW_MACRO_define_strx | 0x0b |
| DW_MACRO_undef_strx | 0x0c |
| DW_MACRO_define_sup4 ‡ | 0x0d |
| DW_MACRO_define_sup8 ‡ | 0x0e |
| DW_MACRO_undef_sup4 ‡ | 0x0f |
| DW_MACRO_undef_sup8 ‡ | 0x10 |
| DW_MACRO_import_sup4 ‡ | 0x11 |
| DW_MACRO_import_sup8 ‡ | 0x12 |
| DW_MACRO_lo_user | 0xe0 |
| DW_MACRO_hi_user | 0xff |

‡ New in DWARF Version 6

⁹Code 0x08 is reserved to allow backward compatible support of the DW_MACRO_define_sup entry type that was defined (only) in DWARF Version 5.

¹⁰Code 0x09 is reserved to allow backward compatible support of the DW_MACRO_undef_sup entry type that was defined (only) in DWARF Version 5.

¹¹Code 0x0a is reserved to allow backward compatible support of the DW_MACRO_import_sup entry type that was defined (only) in DWARF Version 5.

7.23 Call Frame Information

In the **32-bit DWARF format**, the value of the CIE id in the CIE header is 0xffffffff; in the **64-bit DWARF format**, the value is 0xffffffffffffffff.

The value of the CIE version number is 4.

Call frame instructions are encoded in one or more bytes. The primary opcode is encoded in the high order two bits of the first byte (that is, opcode = byte \gg 6).

An operand or extended opcode may be encoded in the low order 6 bits.

Additional operands are encoded in subsequent bytes. The instructions and their encodings are presented in Table 7.29.

Table 7.29: Call frame instruction encodings

| Instruction | High 2 Bits | Low 6 Bits | Operand 1, Operand 2 |
|-------------------------|-------------|------------|-------------------------------------|
| DW_CFA_advance_loc | 0x1 | delta | |
| DW_CFA_offset | 0x2 | register | ULEB128 offset |
| DW_CFA_restore | 0x3 | register | |
| DW_CFA_nop | 0 | 0 | |
| DW_CFA_set_loc | 0 | 0x01 | address |
| DW_CFA_advance_loc1 | 0 | 0x02 | 1-byte delta |
| DW_CFA_advance_loc2 | 0 | 0x03 | 2-byte delta |
| DW_CFA_advance_loc4 | 0 | 0x04 | 4-byte delta |
| DW_CFA_offset_extended | 0 | 0x05 | ULEB128 register, ULEB128 offset |
| DW_CFA_restore_extended | 0 | 0x06 | ULEB128 register |
| DW_CFA_undefined | 0 | 0x07 | ULEB128 register |
| DW_CFA_same_value | 0 | 0x08 | ULEB128 register |
| DW_CFA_register | 0 | 0x09 | ULEB128 register, ULEB128 offset |
| DW_CFA_remember_state | 0 | 0x0a | |
| DW_CFA_restore_state | 0 | 0x0b | |
| DW_CFA_def_cfa | 0 | 0x0c | ULEB128 register, ULEB128 offset |

Continued on next page

| Instruction | High 2 Bits | Low 6 Bits | Operand 1, Operand 2 |
|---------------------------|-------------|------------|----------------------------------|
| DW_CFA_def_cfa_register | 0 | 0x0d | ULEB128 register |
| DW_CFA_def_cfa_offset | 0 | 0x0e | ULEB128 offset |
| DW_CFA_def_cfa_expression | 0 | 0x0f | exprloc |
| DW_CFA_expression | 0 | 0x10 | ULEB128 register, exprloc |
| DW_CFA_offset_extended_sf | 0 | 0x11 | ULEB128 register, SLEB128 offset |
| DW_CFA_def_cfa_sf | 0 | 0x12 | ULEB128 register, SLEB128 offset |
| DW_CFA_def_cfa_offset_sf | 0 | 0x13 | SLEB128 offset |
| DW_CFA_val_offset | 0 | 0x14 | ULEB128 register, ULEB128 offset |
| DW_CFA_val_offset_sf | 0 | 0x15 | ULEB128 register, SLEB128 offset |
| DW_CFA_val_expression | 0 | 0x16 | ULEB128 register, exprloc |
| DW_CFA_lo_user | 0 | 0x1c | |
| DW_CFA_hi_user | 0 | 0x3f | |

7.24 Range List Entries for Non-contiguous Address Ranges

Each entry in a range list (see Section 2.17.3 on page 58) is either a range list entry, a base address selection entry, or an end-of-list entry.

Each entry begins with an unsigned 1-byte code that indicates the kind of entry that follows. The encodings for these constants are given in Table 7.30 on the next page.

Table 7.30: Range list entry encoding values

| Range list entry encoding name | Value |
|--------------------------------|-------|
| DW_RLE_end_of_list | 0x00 |
| DW_RLE_base_addressx | 0x01 |
| DW_RLE_startx_endx | 0x02 |
| DW_RLE_startx_length | 0x03 |
| DW_RLE_offset_pair | 0x04 |
| DW_RLE_base_address | 0x05 |
| DW_RLE_start_end | 0x06 |
| DW_RLE_start_length | 0x07 |
| DW_RLE_include_rnglist ‡ | 0x08 |
| DW_RLE_include_rnglistx ‡ | 0x09 |
| DW_RLE_lo_user ‡ | 0xc0 |
| DW_RLE_hi_user ‡ | 0xff |

‡ New in DWARF Version 6

1 If a producer defines a producer-specific kind of range list entry, the kind code
 2 must be immediately followed by an unsigned LEB128 value that specifies the
 3 length of all remaining bytes (not including either the kind or the length itself)
 4 for that entry.

5 For a range list to be specified, the base address of the corresponding compilation
 6 unit must be defined (see Section 3.1.1 on page 66).

7 7.25 String Offsets Table

8 Each `.debug_str_offsets` or `.debug_str_offsets.dwo` section contribution
 9 begins with a header containing:

10 1. `unit_length` (initial length)

11 A 4-byte or 12-byte length containing the length of the set of entries for this
 12 compilation unit, not including the length field itself (see Section 7.4 on
 13 page 209).

14 The DWARF format used for the string offsets table is not required to match
 15 the format used by other sections describing the same compilation unit.

16 2. `version` (uhalf)

17 A 2-byte version identifier containing the value 5.

- 1 3. padding (uhalf)
2 Reserved to DWARF (must be zero).

3 This header is followed by a series of string table offset entries that have the same
4 representation as [DW_FORM_strp](#). For the 32-bit DWARF format, each offset is 4
5 bytes long; for the 64-bit DWARF format, each offset is 8 bytes long.

6 The [DW_AT_str_offsets](#) attribute points to the header. The entries following the
7 header are indexed sequentially, starting from 0.

8 *This table may be padded with unused entries. These entries should have all 1 bits as a*
9 *hint that the entries are unused.*

10 7.26 Address Table

11 Each .debug_addr section contribution begins with a header containing:

- 12 1. unit_length (initial length)
13 A 4-byte or 12-byte length containing the length of the set of entries for this
14 compilation unit, not including the length field itself (see Section 7.4 on
15 [page 209](#)).
- 16 2. version (uhalf)
17 A 2-byte version identifier containing the value 5.
- 18 3. address_size (ubyte)
19 A 1-byte unsigned integer containing the size in bytes of an address on the
20 target system.
- 21 4. reserved¹² (ubyte, MBZ)

22 This header is followed by a series of addresses where the address size is given
23 by the address_size field of the header.

24 The [DW_AT_addr_base](#) attribute points to the first entry following the header.
25 The entries are indexed sequentially from this base entry, starting from 0.

26 *This table may be padded with unused entries. These entries should have all 1 bits as a*
27 *hint that the entries are unused.*

¹²This allows backward compatible support of the deprecated `segment_selector_size` field which was defined in DWARF Version 5 and earlier.

7.27 Range List Table

Each `.debug_rnglists` and `.debug_rnglists.dwo` section contribution begins with a header containing:

1. `unit_length` (initial length)
A 4-byte or 12-byte length containing the length of the set of entries for this compilation unit, not including the length field itself (see Section 7.4 on page 209).
2. `version` (uhalf)
A 2-byte version identifier containing the value 5.
3. `address_size` (ubyte)
A 1-byte unsigned integer containing the size in bytes of an address on the target system.
4. `reserved`¹³ (ubyte, MBZ)
5. `offset_entry_count` (uword)
A 4-byte count of the number of offsets that follow the header. This count may be zero.

Immediately following the header is an array of offsets. This array is followed by a series of range lists.

If the `offset_entry_count` is non-zero, there is one offset for each range list. The contents of the i^{th} offset is the offset (an unsigned integer) from the beginning of the offset array to the location of the i^{th} range list. In the 32-bit DWARF format, each offset is 4-bytes in size; in the 64-bit DWARF format, each offset is 8-bytes in size (see Section 7.4 on page 209).

If the `offset_entry_count` is zero, then `DW_FORM_rnglistx` cannot be used to access a range list; `DW_FORM_sec_offset` must be used instead. If the `offset_entry_count` is non-zero, then `DW_FORM_rnglistx` may be used to access a range list.

Range lists are described in Section 2.17.3 on page 58.

The `DW_AT_rnglists_base` attribute points to the first offset following the header. The range lists are referenced by the index of the position of their corresponding offset in the array of offsets, which indirectly specifies the offset to the target list.

This table may be padded with unused entries. These entries should have all 1 bits as a hint that the entries are unused.

¹³This allows backward compatible support of the deprecated `segment_selector_size` field which was defined in DWARF Version 5 and earlier.

7.28 Value List and Location List Table

Each `.debug_loclists` or `.debug_loclists.dwo` section contribution begins with a header containing:

1. `unit_length` (initial length)
A 4-byte or 12-byte length containing the length of the set of entries for this compilation unit, not including the length field itself (see Section 7.4 on page 209).
2. `version` (uhalf)
A 2-byte version identifier containing the value 5.
3. `address_size` (ubyte)
A 1-byte unsigned integer containing the size in bytes of an address on the target system.
4. `reserved`¹⁴ (ubyte, MBZ)
5. `offset_entry_count` (uword)
A 4-byte count of the number of offsets that follow the header. This count may be zero.

Immediately following the header is an array of offsets. This array is followed by a series of value lists and location lists.

If the `offset_entry_count` is non-zero, there is one offset for each value list and location list. The contents of the i^{th} offset is the offset (an unsigned integer) from the beginning of the offset array to the location of the i^{th} value list or location list. In the 32-bit DWARF format, each offset is 4-bytes in size; in the 64-bit DWARF format, each offset is 8-bytes in size (see Section 7.4 on page 209).

If the `offset_entry_count` is zero, then `DW_FORM_loclistx` cannot be used to access a value list or location list; `DW_FORM_sec_offset` must be used instead. If the `offset_entry_count` is non-zero, then `DW_FORM_loclistx` may be used to access a value list or location list.

Value lists are described in Section 2.5.3 on page 42. Location lists are described in Section 2.6.2 on page 48.

The `DW_AT_loclists_base` attribute points to the first offset following the header. The value lists and location lists are referenced by the index of the position of their corresponding offset in the array of offsets, which indirectly specifies the offset to the target list.

¹⁴This allows backward compatible support of the deprecated `segment_selector_size` field which was defined in DWARF Version 5 and earlier.

7.29 Dependencies and Constraints

The debugging information in this format is intended to exist in sections of an object file, or an equivalent separate file or database, having names beginning with the prefix ".debug_" (see Appendix G on page 444 for a complete list of such names). Except as specifically specified, this information is not aligned on 2-, 4- or 8-byte boundaries. Consequently:

- For the [32-bit DWARF format](#) and a target architecture with 32-bit addresses, an assembler or compiler must provide a way to produce 2-byte and 4-byte quantities without alignment restrictions, and the linker must be able to relocate a 4-byte address or section offset that occurs at an arbitrary alignment.
- For the [32-bit DWARF format](#) and a target architecture with 64-bit addresses, an assembler or compiler must provide a way to produce 2-byte, 4-byte and 8-byte quantities without alignment restrictions, and the linker must be able to relocate an 8-byte address or 4-byte section offset that occurs at an arbitrary alignment.
- For the [64-bit DWARF format](#) and a target architecture with 32-bit addresses, an assembler or compiler must provide a way to produce 2-byte, 4-byte and 8-byte quantities without alignment restrictions, and the linker must be able to relocate a 4-byte address or 8-byte section offset that occurs at an arbitrary alignment.

It is expected that this will be required only for very large 32-bit programs or by those architectures which support a mix of 32-bit and 64-bit code and data within the same executable object.

- For the [64-bit DWARF format](#) and a target architecture with 64-bit addresses, an assembler or compiler must provide a way to produce 2-byte, 4-byte and 8-byte quantities without alignment restrictions, and the linker must be able to relocate an 8-byte address or section offset that occurs at an arbitrary alignment.

7.30 Integer Representation Names

The sizes of the integers used in the lookup by name, lookup by address, line number, call frame information and other sections are given in Table 7.31.

Table 7.31: Integer representation names

| Representation name | Representation |
|---------------------|--------------------------|
| sbyte | signed, 1-byte integer |
| ubyte | unsigned, 1-byte integer |
| uhalf | unsigned, 2-byte integer |
| uword | unsigned, 4-byte integer |

7.31 Type Signature Computation

A type signature is used by a DWARF consumer to resolve type references to the type definitions that are contained in type units (see Section 3.1.4 on page 76).

A type signature is computed only by a DWARF producer; a consumer need only compare two type signatures to check for equality.

The type signature for a type T0 is formed from the MD5¹⁵ digest of a flattened description of the type. The flattened description of the type is a byte sequence derived from the DWARF encoding of the type as follows:

1. Start with an empty sequence S and a list V of visited types, where V is initialized to a list containing the type T0 as its single element. Elements in V are indexed from 1, so that V[1] is T0.
2. If the debugging information entry represents a type that is nested inside another type or a namespace, append to S the type's context as follows: For each surrounding type or namespace, beginning with the outermost such construct, append the letter 'C', the DWARF tag of the construct, and the name (taken from the DW_AT_name attribute) of the type or namespace (including its trailing null byte).
3. Append to S the letter 'D', followed by the DWARF tag of the debugging information entry.

¹⁵MD5 Message Digest Algorithm, R.L. Rivest, RFC 1321, April 1992

Chapter 7. Data Representation

- 1 4. For each of the attributes in Table 7.32 that are present in the debugging
2 information entry, in the order listed, append to S a marker letter (see below),
3 the DWARF attribute code, and the attribute value.

Table 7.32: Attributes used in type signature computation

| | |
|----------------------------|-------------------------------|
| DW_AT_name | DW_AT_endianity |
| DW_AT_accessibility | DW_AT_enum_class |
| DW_AT_address_class | DW_AT_explicit |
| DW_AT_alignment | DW_AT_is_optional |
| DW_AT_allocated | DW_AT_location |
| DW_AT_artificial | DW_AT_lower_bound |
| DW_AT_associated | DW_AT_mutable |
| DW_AT_binary_scale | DW_AT_ordering |
| DW_AT_bit_size | DW_AT_picture_string |
| DW_AT_bit_stride | DW_AT_prototyped |
| DW_AT_byte_size | DW_AT_rank |
| DW_AT_byte_stride | DW_AT_reference |
| DW_AT_const_expr | DW_AT_rvalue_reference |
| DW_AT_const_value | DW_AT_scale_divisor |
| DW_AT_containing_type | DW_AT_scale_multiplier |
| DW_AT_count | DW_AT_small |
| DW_AT_data_bit_offset | DW_AT_string_length |
| DW_AT_data_location | DW_AT_string_length_bit_size |
| DW_AT_data_member_location | DW_AT_string_length_byte_size |
| DW_AT_decimal_scale | DW_AT_threads_scaled |
| DW_AT_decimal_sign | DW_AT_upper_bound |
| DW_AT_default_value | DW_AT_use_location |
| DW_AT_digit_count | DW_AT_use_UTF8 |
| DW_AT_discr | DW_AT_variable_parameter |
| DW_AT_discr_list | DW_AT_virtuality |
| DW_AT_discr_value | DW_AT_visibility |
| DW_AT_encoding | DW_AT_vtable_elem_location |

- 4 Note that except for the initial `DW_AT_name` attribute, attributes are
5 appended in order according to the alphabetical spelling of their identifier.

Chapter 7. Data Representation

1 If an implementation defines any producer-specific attributes, any such
2 attributes that are essential to the definition of the type are also included at
3 the end of the above list, in their own alphabetical suborder.

4 An attribute that refers to another type entry T is processed as follows:

- 5 a) If T is in the list V at some V[x], use the letter 'R' as the marker and use
6 the unsigned LEB128 encoding of x as the attribute value.
- 7 b) Otherwise, append type T to the list V, then use the letter 'T' as the
8 marker, process the type T recursively by performing Steps 2 through 7,
9 and use the result as the attribute value.

10 Other attribute values use the letter 'A' as the marker, and the value consists
11 of the form code (encoded as an unsigned LEB128 value) followed by the
12 encoding of the value according to the form code. To ensure reproducibility
13 of the signature, the set of forms used in the signature computation is limited
14 to the following: [DW_FORM_sdata](#), [DW_FORM_flag](#), [DW_FORM_string](#),
15 [DW_FORM_exprval](#), and [DW_FORM_block](#).

- 16 5. If the tag in Step 3 is one of [DW_TAG_pointer_type](#),
17 [DW_TAG_reference_type](#), [DW_TAG_rvalue_reference_type](#),
18 [DW_TAG_ptr_to_member_type](#), or [DW_TAG_friend](#), and the referenced
19 type (via the [DW_AT_type](#) or [DW_AT_friend](#) attribute) has a [DW_AT_name](#)
20 attribute, append to S the letter 'N', the DWARF attribute code ([DW_AT_type](#)
21 or [DW_AT_friend](#)), the context of the type (according to the method in Step
22 2), the letter 'E', and the name of the type. For [DW_TAG_friend](#), if the
23 referenced entry is a [DW_TAG_subprogram](#), the context is omitted and the
24 name to be used is the ABI-specific name of the subprogram (for example, the
25 mangled linker name).
- 26 6. If the tag in Step 3 is not one of [DW_TAG_pointer_type](#),
27 [DW_TAG_reference_type](#), [DW_TAG_rvalue_reference_type](#),
28 [DW_TAG_ptr_to_member_type](#), or [DW_TAG_friend](#), but has a [DW_AT_type](#)
29 attribute, or if the referenced type (via the [DW_AT_type](#) or [DW_AT_friend](#)
30 attribute) does not have a [DW_AT_name](#) attribute, the attribute is processed
31 according to the method in Step 4 for an attribute that refers to another type
32 entry.
- 33 7. Visit each child C of the debugging information entry as follows: If C is a
34 nested type entry or a member function entry, and has a [DW_AT_name](#)
35 attribute, append to S the letter 'S', the tag of C, and its name; otherwise,
36 process C recursively by performing Steps 3 through 7, appending the result
37 to S. Following the last child (or if there are no children), append a zero byte.

Chapter 7. Data Representation

1 For the purposes of this algorithm, if a debugging information entry S has a
2 [DW_AT_specification](#) attribute that refers to another entry D (which has a
3 [DW_AT_declaration](#) attribute), then S inherits the attributes and children of D,
4 and S is processed as if those attributes and children were present in the entry S.
5 Exception: if a particular attribute is found in both S and D, the attribute in S is
6 used and the corresponding one in D is ignored.

7 DWARF tag and attribute codes are appended to the sequence as unsigned
8 LEB128 values, using the values defined earlier in this chapter.

9 *A grammar describing this computation may be found in Appendix [E.2.2 on page 414](#).*

10 *An attribute that refers to another type entry is recursively processed or replaced with the*
11 *name of the referent (in Step 4, 5 or 6). If neither treatment applies to an attribute that*
12 *references another type entry, the entry that contains that attribute is not suitable for a*
13 *separate type unit.*

14 *If a debugging information entry contains an attribute from the list above that would*
15 *require an unsupported form, that entry is not suitable for a separate type unit.*

16 *A type is suitable for a separate type unit only if all of the type entries that it contains or*
17 *refers to in Steps 6 and 7 are themselves suitable for a separate type unit.*

18 *Where the DWARF producer may reasonably choose two or more different forms for a*
19 *given attribute, it should choose the simplest possible form in computing the signature.*
20 *(For example, a constant value should be preferred to an expression when possible.)*

21 Once the string S has been formed from the DWARF encoding, an 16-byte [MD5](#)
22 digest is computed for the string and the last eight bytes are taken as the type
23 signature.

24 *The string S is intended to be a flattened representation of the type that uniquely*
25 *identifies that type (that is, a different type is highly unlikely to produce the same string).*

26 *A debugging information entry is not placed in a separate type unit if any of the*
27 *following apply:*

- 28 • *The entry has an attribute whose value is a location description, and the location*
29 *description contains a reference to another debugging information entry (for*
30 *example, a [DW_OP_call_ref](#) operator), as it is unlikely that the entry will remain*
31 *identical across compilation units.*
- 32 • *The entry has an attribute whose value refers to a code location or a location list.*
- 33 • *The entry has an attribute whose value refers to another debugging information*
34 *entry that does not represent a type.*

1 Certain attributes are not included in the type signature:

- 2 • The *DW_AT_declaration* attribute is not included because it indicates that the
3 debugging information entry represents an incomplete declaration, and incomplete
4 declarations should not be placed in separate type units.
- 5 • The *DW_AT_description* attribute is not included because it does not provide any
6 information unique to the defining declaration of the type.
- 7 • The *DW_AT_decl_file*, *DW_AT_decl_line*, and *DW_AT_decl_column* attributes
8 are not included because they may vary from one source file to the next, and would
9 prevent two otherwise identical type declarations from producing the same MD5
10 digest.
- 11 • The *DW_AT_object_pointer* attribute is not included because the information it
12 provides is not necessary for the computation of a unique type signature.

13 Nested types and some types referred to by a debugging information entry are encoded by
14 name rather than by recursively encoding the type to allow for cases where a complete
15 definition of the type might not be available in all compilation units.

16 If a type definition contains the definition of a member function, it cannot be moved as is
17 into a type unit, because the member function contains attributes that are unique to that
18 compilation unit. Such a type definition can be moved to a type unit by rewriting the
19 debugging information entry tree, moving the member function declaration into a
20 separate declaration tree, and replacing the function definition in the type with a
21 non-defining declaration of the function (as if the function had been defined out of line).

22 An example that illustrates the computation of an MD5 digest may be found in
23 Appendix E.2 on page 404.

24 7.32 Name Table Hash Function

25 The hash function used for hashing name strings in the accelerated access name
26 index table (see Section 6.1 on page 145) is defined in C as shown in Figure 7.1
27 following.¹⁶

¹⁶ This hash function is sometimes known as the "Bernstein hash function" or the "DJB hash function" (see, for example, http://en.wikipedia.org/wiki/List_of_hash_functions or <http://stackoverflow.com/questions/10696223/reason-for-5381-number-in-djb-hash-function>).

```
uint32_t /* must be a 32-bit integer type */
hash(unsigned char *str)
{
    uint32_t hash = 5381;
    int c;

    while (c = *str++)
        hash = hash * 33 + c;

    return hash;
}
```

Figure 7.1: Name Table Hash Function Definition

7.33 Contiguous Tables

Tables within each section must be contiguous with the preceding table in that section, or the beginning of the section if there is no preceding table.

Consumers may prefer to have these tables padded so that each subsequent table is "aligned" on a certain boundary, typically 4 or 8 bytes. Every table of information has a way for the table as a whole to be padded if the producer wishes to do so. Tables from multiple object files that are concatenated by a linker would then each be aligned without any special effort by the linker; this alignment may provide performance or other benefits. This padding is entirely optional, and does not relax any constraint specified in Section 7.29 on page 261.

Appendix A

Attributes by Tag Value (Informative)

The table below enumerates the attributes that are most applicable to each type of debugging information entry. DWARF does not in general require that a given debugging information entry contain a particular attribute or set of attributes. Instead, a DWARF producer is free to generate any, all, or none of the attributes described in the text as being applicable to a given entry. Other attributes (both those defined within this document but not explicitly associated with the entry in question, and new, producer-defined ones) may also appear in a given debugging information entry. Therefore, the table may be taken as instructive, but cannot be considered definitive.

In the following table, the following special conventions apply:

1. The DECL pseudo-attribute stands for all three of the declaration coordinates [DW_AT_decl_column](#), [DW_AT_decl_file](#) and [DW_AT_decl_line](#).
2. The [DW_AT_description](#) attribute can be used on any debugging information entry that may have a [DW_AT_name](#) attribute. For simplicity, this attribute is not explicitly shown.
3. The [DW_AT_sibling](#) attribute can be used on any debugging information entry. For simplicity, this attribute is not explicitly shown.
4. The [DW_AT_abstract_origin](#) attribute can be used with almost any debugging information entry; the exceptions are mostly the compilation unit-like entries. For simplicity, this attribute is not explicitly shown.
5. The [DW_AT_artificial](#) attribute can be used with any declarative debugging information entry. For simplicity, this attribute is not shown.

Appendix A. Attributes by Tag (Informative)

Table A.1: Attributes by tag value

| TAG name | Applicable attributes |
|---------------------------|------------------------------------------------------------------------------------------------------------------------------------------------------------------------------------------------------------------------------------------------------------------------------------------------------------------------|
| DW_TAG_access_declaration | DECL DW_AT_accessibility DW_AT_name |
| DW_TAG_array_type | DECL DW_AT_accessibility DW_AT_alignment DW_AT_allocated DW_AT_associated DW_AT_bit_size DW_AT_bit_stride DW_AT_byte_size DW_AT_data_location DW_AT_declaration DW_AT_name DW_AT_ordering DW_AT_rank DW_AT_specification DW_AT_start_scope DW_AT_type DW_AT_visibility |
| DW_TAG_atomic_type | DECL DW_AT_alignment DW_AT_name DW_AT_type |

Continued on next page

Appendix A. Attributes by Tag (Informative)

| TAG name | Applicable attributes |
|------------------|------------------------------------------------------------------------------------------------------------------------------------------------------------------------------------------------------------------------------------------------------------------------------------------------------------------------------------------------------------------------------------------------------|
| DW_TAG_base_type | DECL DW_AT_alignment DW_AT_allocated DW_AT_associated DW_AT_bias DW_AT_binary_scale DW_AT_bit_size DW_AT_byte_size DW_AT_data_bit_offset DW_AT_data_location DW_AT_decimal_scale DW_AT_decimal_sign DW_AT_digit_count DW_AT_encoding DW_AT_endianity DW_AT_name DW_AT_picture_string DW_AT_scale_divisor DW_AT_scale_multiplier DW_AT_small |
| DW_TAG_call_site | DW_AT_call_column DW_AT_call_file DW_AT_call_line DW_AT_call_origin DW_AT_call_pc DW_AT_call_return_pc DW_AT_call_tail_call DW_AT_call_target DW_AT_call_target_clobbered DW_AT_type |

Continued on next page

Appendix A. Attributes by Tag (Informative)

| TAG name | Applicable attributes |
|----------------------------|-----------------------------------------------------------------------------------------------------------------------------------------------------------------------------------------------------------------------------------------------------------------------------------------------------------------------------|
| DW_TAG_call_site_parameter | DW_AT_call_data_location DW_AT_call_data_value DW_AT_call_parameter DW_AT_call_value DW_AT_location DW_AT_name DW_AT_type |
| DW_TAG_catch_block | DECL DW_AT_entry_pc DW_AT_high_pc DW_AT_low_pc DW_AT_ranges |
| DW_TAG_class_type | DECL DW_AT_accessibility DW_AT_alignment DW_AT_allocated DW_AT_associated DW_AT_bit_size DW_AT_byte_size DW_AT_calling_convention DW_AT_data_location DW_AT_declaration DW_AT_export_symbols DW_AT_name DW_AT_signature DW_AT_specification DW_AT_start_scope DW_AT_visibility |
| DW_TAG_coarray_type | DECL DW_AT_alignment DW_AT_bit_size DW_AT_byte_size DW_AT_name DW_AT_type |

Continued on next page

Appendix A. Attributes by Tag (Informative)

| TAG name | Applicable attributes |
|-------------------------|--------------------------------------------------------------------------------------------------------------------------------------------------------------------------------------------------------------------------------------------------------------------------------------------------------------------------------------------------------------|
| DW_TAG_common_block | DECL DW_AT_declaration DW_AT_linkage_name DW_AT_location DW_AT_name DW_AT_visibility |
| DW_TAG_common_inclusion | DECL DW_AT_common_reference DW_AT_declaration DW_AT_visibility |
| DW_TAG_compile_unit | DW_AT_addr_base DW_AT_base_types DW_AT_comp_dir DW_AT_entry_pc DW_AT_identifier_case DW_AT_high_pc DW_AT_language_name DW_AT_language_version DW_AT_low_pc DW_AT_macros DW_AT_main_subprogram DW_AT_name DW_AT_producer DW_AT_ranges DW_AT_rnglists_base DW_AT_stmt_list DW_AT_str_offsets DW_AT_use_UTF8 |
| DW_TAG_condition | DECL DW_AT_name |
| DW_TAG_const_type | DECL DW_AT_alignment DW_AT_name DW_AT_type |

Continued on next page

Appendix A. Attributes by Tag (Informative)

| TAG name | Applicable attributes |
|------------------------|-------------------------------------------------------------------------------------------------------------------------------------------------------------------------------------------------------|
| DW_TAG_constant | DECL DW_AT_accessibility DW_AT_const_value DW_AT_declaration DW_AT_endianity DW_AT_external DW_AT_linkage_name DW_AT_name DW_AT_start_scope DW_AT_type DW_AT_visibility |
| DW_TAG_dwarf_procedure | DW_AT_location |
| DW_TAG_dynamic_type | DECL DW_AT_alignment DW_AT_allocated DW_AT_associated DW_AT_data_location DW_AT_name DW_AT_type |
| DW_TAG_entry_point | DECL DW_AT_address_class DW_AT_frame_base DW_AT_linkage_name DW_AT_low_pc DW_AT_name DW_AT_return_addr DW_AT_static_link DW_AT_type |

Continued on next page

Appendix A. Attributes by Tag (Informative)

| TAG name | Applicable attributes |
|-------------------------|----------------------------------------------------------------------------------------------------------------------------------------------------------------------------------------------------------------------------------------------------------------------------------------------------------------------------------------------------|
| DW_TAG_enumeration_type | DECL DW_AT_accessibility DW_AT_alignment DW_AT_allocated DW_AT_associated DW_AT_bit_size DW_AT_bit_stride DW_AT_byte_size DW_AT_byte_stride DW_AT_data_location DW_AT_declaration DW_AT_enum_class DW_AT_name DW_AT_signature DW_AT_specification DW_AT_start_scope DW_AT_type DW_AT_visibility |
| DW_TAG_enumerator | DECL DW_AT_const_value DW_AT_name |
| DW_TAG_file_type | DECL DW_AT_alignment DW_AT_allocated DW_AT_associated DW_AT_bit_size DW_AT_byte_size DW_AT_data_location DW_AT_name DW_AT_start_scope DW_AT_type DW_AT_visibility |

Continued on next page

Appendix A. Attributes by Tag (Informative)

| TAG name | Applicable attributes |
|-------------------------|--------------------------------------------------------------------------------------------------------------------------------------------------------------------------------------------------------------------------------------------------------------------------------------------------------------------------------------------------|
| DW_TAG_formal_parameter | DECL DW_AT_const_value ■ DW_AT_default_value DW_AT_endianity DW_AT_is_optional DW_AT_location DW_AT_name DW_AT_type ■ DW_AT_variable_parameter |
| DW_TAG_friend | DECL DW_AT_friend |
| DW_TAG_generic_subrange | DECL DW_AT_accessibility DW_AT_alignment DW_AT_allocated DW_AT_associated DW_AT_bit_size DW_AT_bit_stride DW_AT_byte_size DW_AT_byte_stride DW_AT_count DW_AT_data_location DW_AT_declaration DW_AT_lower_bound DW_AT_name DW_AT_threads_scaled DW_AT_type DW_AT_upper_bound DW_AT_visibility |
| DW_TAG_immutable_type | DECL DW_AT_name DW_AT_type |

Continued on next page

Appendix A. Attributes by Tag (Informative)

| TAG name | Applicable attributes |
|-----------------------------|--------------------------------------------------------------------------------------------------------------------------------------------------------------------------------------------------------------|
| DW_TAG_imported_declaration | DECL DW_AT_accessibility DW_AT_import DW_AT_name DW_AT_start_scope |
| DW_TAG_imported_module | DECL DW_AT_import DW_AT_start_scope |
| DW_TAG_imported_unit | DW_AT_import |
| DW_TAG_inheritance | DECL DW_AT_accessibility DW_AT_data_member_location DW_AT_type DW_AT_virtuality |
| DW_TAG_inlined_subroutine | DW_AT_call_column DW_AT_call_file DW_AT_call_line DW_AT_const_expr DW_AT_entry_pc DW_AT_high_pc DW_AT_low_pc DW_AT_ranges DW_AT_return_addr DW_AT_start_scope DW_AT_trampoline |
| DW_TAG_interface_type | DECL DW_AT_accessibility DW_AT_alignment DW_AT_name DW_AT_signature DW_AT_start_scope |

Continued on next page

Appendix A. Attributes by Tag (Informative)

| TAG name | Applicable attributes |
|----------------------|---------------------------------------------------------------------------------------------------------------------------------------------------------------------------------------------------------------|
| DW_TAG_label | DECL DW_AT_low_pc DW_AT_name DW_AT_start_scope |
| DW_TAG_lexical_block | DECL DW_AT_entry_pc DW_AT_high_pc DW_AT_low_pc DW_AT_name DW_AT_ranges |
| DW_TAG_member | DECL DW_AT_accessibility DW_AT_bit_size DW_AT_byte_size DW_AT_data_bit_offset DW_AT_data_member_location DW_AT_declaration DW_AT_mutable DW_AT_name DW_AT_type DW_AT_visibility |
| DW_TAG_module | DECL DW_AT_accessibility DW_AT_declaration DW_AT_entry_pc DW_AT_high_pc DW_AT_low_pc DW_AT_name DW_AT_priority DW_AT_ranges DW_AT_specification DW_AT_visibility |

Continued on next page

Appendix A. Attributes by Tag (Informative)

| TAG name | Applicable attributes |
|----------------------|------------------------------------------------------------------------------------|
| DW_TAG_namelist | DECL DW_AT_accessibility DW_AT_declaration DW_AT_name DW_AT_visibility |
| DW_TAG_namelist_item | DECL DW_AT_namelist_item |
| DW_TAG_namespace | DECL DW_AT_export_symbols DW_AT_extension DW_AT_name DW_AT_start_scope |
| DW_TAG_packed_type | DECL DW_AT_alignment DW_AT_name DW_AT_type |

Continued on next page

Appendix A. Attributes by Tag (Informative)

| TAG name | Applicable attributes |
|---------------------|--------------------------------------------------------------------------------------------------------------------------------------------------------------------------------------------------------------------------------------------------------------------------------------------------------------------------------------------------------------------------------|
| DW_TAG_partial_unit | DW_AT_addr_base DW_AT_base_types DW_AT_comp_dir DW_AT_dwo_name DW_AT_entry_pc DW_AT_identifier_case DW_AT_high_pc DW_AT_language_name DW_AT_language_version DW_AT_low_pc DW_AT_macros DW_AT_main_subprogram DW_AT_name DW_AT_producer DW_AT_ranges DW_AT_rnglists_base DW_AT_stmt_list DW_AT_str_offsets DW_AT_use_UTF8 |
| DW_TAG_pointer_type | DECL DW_AT_address_class DW_AT_alignment DW_AT_bit_size DW_AT_byte_size DW_AT_name DW_AT_type |

Continued on next page

Appendix A. Attributes by Tag (Informative)

| TAG name | Applicable attributes |
|------------------------------|----------------------------------------------------------------------------------------------------------------------------------------------------------------------------------------------------------------------------------|
| DW_TAG_ptr_to_member_type | DECL DW_AT_address_class DW_AT_alignment DW_AT_allocated DW_AT_associated DW_AT_containing_type DW_AT_data_location DW_AT_declaration DW_AT_name DW_AT_type DW_AT_use_location DW_AT_visibility |
| DW_TAG_reference_type | DECL DW_AT_address_class DW_AT_alignment DW_AT_bit_size DW_AT_byte_size DW_AT_name DW_AT_type |
| DW_TAG_restrict_type | DECL DW_AT_alignment DW_AT_name DW_AT_type |
| DW_TAG_rvalue_reference_type | DECL DW_AT_address_class DW_AT_alignment DW_AT_bit_size DW_AT_byte_size DW_AT_name DW_AT_type |

Continued on next page

Appendix A. Attributes by Tag (Informative)

| TAG name | Applicable attributes |
|----------------------|---------------------------------------------------------------------------------------------------------------------------------------------------------------------------------------------------------------------------------------------|
| DW_TAG_set_type | DECL DW_AT_accessibility DW_AT_alignment DW_AT_allocated DW_AT_associated DW_AT_bit_size DW_AT_byte_size DW_AT_data_location DW_AT_declaration DW_AT_name DW_AT_start_scope DW_AT_type DW_AT_visibility |
| DW_TAG_shared_type | DECL DW_AT_count DW_AT_alignment DW_AT_name DW_AT_type |
| DW_TAG_skeleton_unit | DW_AT_addr_base DW_AT_comp_dir DW_AT_dwo_name DW_AT_high_pc DW_AT_low_pc DW_AT_ranges DW_AT_rnglists_base DW_AT_stmt_list DW_AT_str_offsets DW_AT_use_UTF8 |

Continued on next page

Appendix A. Attributes by Tag (Informative)

| TAG name | Applicable attributes |
|-----------------------|-----------------------------------------------------------------------------------------------------------------------------------------------------------------------------------------------------------------------------------------------------------------------------------------------------------------------------|
| DW_TAG_string_type | DECL DW_AT_alignment DW_AT_accessibility DW_AT_allocated DW_AT_associated DW_AT_bit_size DW_AT_byte_size DW_AT_data_location DW_AT_declaration DW_AT_name DW_AT_start_scope DW_AT_string_length DW_AT_string_length_bit_size DW_AT_string_length_byte_size DW_AT_visibility |
| DW_TAG_structure_type | DECL DW_AT_accessibility DW_AT_alignment DW_AT_allocated DW_AT_associated DW_AT_bit_size DW_AT_byte_size DW_AT_calling_convention DW_AT_data_location DW_AT_declaration DW_AT_export_symbols DW_AT_name DW_AT_signature DW_AT_specification DW_AT_start_scope DW_AT_visibility |

Continued on next page

Appendix A. Attributes by Tag (Informative)

| TAG name | Applicable attributes |
|-------------------|-----------------------------------------------------------------------------------------------------------------------------------------------------------------------------------------------------------------------------------------------------------------------------------------------------------------------------------------------------------------------------------------------------------------------------------------------------------------------------------------------------------------------------------------------------------------------------------------------------------------------------------------|
| DW_TAG_subprogram | DECL DW_AT_accessibility DW_AT_address_class DW_AT_alignment DW_AT_calling_convention ■ DW_AT_declaration DW_AT_defaulted DW_AT_deleted DW_AT_elemental DW_AT_entry_pc DW_AT_explicit DW_AT_external DW_AT_frame_base DW_AT_high_pc DW_AT_inline DW_AT_linkage_name DW_AT_low_pc DW_AT_main_subprogram DW_AT_name DW_AT_noreturn DW_AT_object_pointer DW_AT_prototyped DW_AT_pure DW_AT_ranges DW_AT_recursive DW_AT_reference DW_AT_return_addr DW_AT_rvalue_reference DW_AT_specification ■ <i>Additional attributes continue on next page</i> |

Continued on next page

Appendix A. Attributes by Tag (Informative)

| TAG name | Applicable attributes |
|---------------------------|--------------------------------------------------------------------------------------------------------------------------------------------------------------------------------------------------------------------------------------------------------------------------------------------------------------------------------------------------|
| DW_TAG_subprogram (cont.) | DW_AT_start_scope DW_AT_static_link DW_AT_trampoline DW_AT_type DW_AT_visibility DW_AT_virtuality DW_AT_vtable_elem_location |
| DW_TAG_subrange_type | DECL DW_AT_accessibility DW_AT_alignment DW_AT_allocated DW_AT_associated DW_AT_bit_size DW_AT_bit_stride DW_AT_byte_size DW_AT_byte_stride DW_AT_count DW_AT_data_location DW_AT_declaration DW_AT_lower_bound DW_AT_name DW_AT_threads_scaled DW_AT_type DW_AT_upper_bound DW_AT_visibility |

Continued on next page

Appendix A. Attributes by Tag (Informative)

| TAG name | Applicable attributes |
|--------------------------------|------------------------------------------------------------------------------------------------------------------------------------------------------------------------------------------------------------------------------------------------------------------------------------------------|
| DW_TAG_subroutine_type | DECL DW_AT_accessibility DW_AT_address_class DW_AT_alignment DW_AT_allocated DW_AT_associated DW_AT_data_location DW_AT_declaration DW_AT_name DW_AT_prototyped DW_AT_reference DW_AT_rvalue_reference DW_AT_start_scope DW_AT_type DW_AT_visibility |
| DW_TAG_template_alias | DECL DW_AT_accessibility DW_AT_allocated DW_AT_associated DW_AT_data_location DW_AT_declaration DW_AT_name DW_AT_signature DW_AT_start_scope DW_AT_type DW_AT_visibility |
| DW_TAG_template_type_parameter | DECL DW_AT_default_value DW_AT_name DW_AT_type |

Continued on next page

Appendix A. Attributes by Tag (Informative)

| TAG name | Applicable attributes |
|---------------------------------|--------------------------------------------------------------------------------------------------------------------------------------------------------------------------------------------------------|
| DW_TAG_template_value_parameter | DECL DW_AT_const_value DW_AT_default_value DW_AT_name DW_AT_type |
| DW_TAG_thrown_type | DECL DW_AT_alignment DW_AT_allocated DW_AT_associated DW_AT_data_location DW_AT_name DW_AT_type |
| DW_TAG_try_block | DECL DW_AT_entry_pc DW_AT_high_pc DW_AT_low_pc DW_AT_ranges |
| DW_TAG_typedef | DECL DW_AT_accessibility DW_AT_alignment DW_AT_allocated DW_AT_associated DW_AT_data_location DW_AT_declaration DW_AT_name DW_AT_start_scope DW_AT_type DW_AT_visibility |
| DW_TAG_type_unit | DW_AT_language_name DW_AT_language_version DW_AT_stmt_list DW_AT_str_offsets DW_AT_use_UTF8 |

Continued on next page

Appendix A. Attributes by Tag (Informative)

| TAG name | Applicable attributes |
|-------------------------------|-----------------------------------------------------------------------------------------------------------------------------------------------------------------------------------------------------------------------------------------------------------------------------------------------------------------------------------------------------------------|
| DW_TAG_union_type | DECL DW_AT_accessibility DW_AT_alignment DW_AT_allocated DW_AT_associated DW_AT_bit_size DW_AT_byte_size DW_AT_calling_convention DW_AT_data_location DW_AT_declaration DW_AT_export_symbols DW_AT_name DW_AT_signature DW_AT_specification DW_AT_start_scope DW_AT_visibility |
| DW_TAG_unspecified_parameters | DECL ■ |
| DW_TAG_unspecified_type | DECL DW_AT_name |
| DW_TAG_variable | DECL DW_AT_accessibility DW_AT_alignment DW_AT_const_expr ■ DW_AT_const_value DW_AT_declaration DW_AT_endianity DW_AT_external DW_AT_linkage_name DW_AT_location DW_AT_name DW_AT_specification ■ DW_AT_start_scope DW_AT_type DW_AT_visibility |

Continued on next page

Appendix A. Attributes by Tag (Informative)

| TAG name | Applicable attributes |
|----------------------|------------------------------------------------------------------------------------------------------------------------------------------------------------------------------------------------|
| DW_TAG_variant | DECL DW_AT_accessibility DW_AT_declaration DW_AT_discr_list DW_AT_discr_value |
| DW_TAG_variant_part | DECL DW_AT_accessibility DW_AT_declaration DW_AT_discr DW_AT_type |
| DW_TAG_volatile_type | DECL DW_AT_name DW_AT_type |
| DW_TAG_with_stmt | DECL DW_AT_accessibility DW_AT_address_class DW_AT_declaration DW_AT_entry_pc DW_AT_high_pc DW_AT_location DW_AT_low_pc DW_AT_ranges DW_AT_type DW_AT_visibility |

Appendix A. Attributes by Tag (Informative)

(empty page)

Appendix B

Debug Section Relationships (Informative)

DWARF information is organized into multiple program sections, each of which holds a particular kind of information. In some cases, information in one section refers to information in one or more of the others. These relationships are illustrated by the diagrams and associated notes on the following pages.

In the figures, a section is shown as a shaded oval with the name of the section inside. References from one section to another are shown by an arrow. In the first figure, the arrow is annotated with an unshaded box which contains an indication of the construct (such as an attribute or form) that encodes the reference. In the second figure, this box is left out for reasons of space in favor of a label annotation that is explained in the subsequent notes.

B.1 Normal DWARF Section Relationships

Figure B.1 following illustrates the DWARF section relations without split DWARF object files involved. Similarly, it does not show the relationships between the main debugging sections of an executable or sharable file and a related supplementary object file.

1 **B.2 Split DWARF Section Relationships**

2 Figure [B.2 on page 296](#) illustrates the DWARF section relationships for split
3 DWARF object files. However, it does not show the relationships between the
4 main debugging sections of an executable or shareable file and a related
5 supplementary object file. For space reasons, the figure omits some details that
6 are shown in Figure [B.1](#), such as indirect references using indexing sections (such
7 as `.debug_str_offsets`).

Appendix B. Debug Section Relationships (Informative)

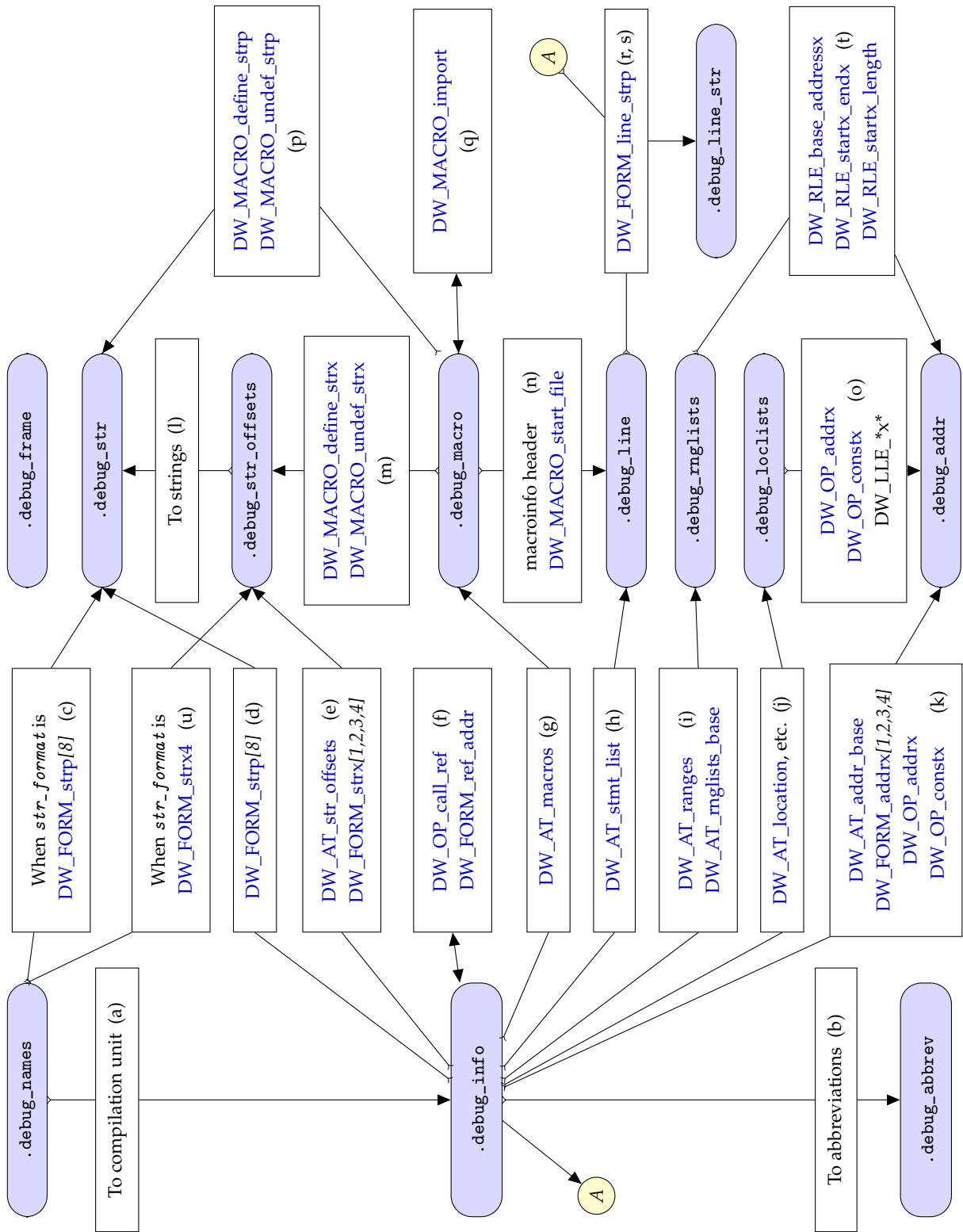


Figure B.1: Debug section relationships

Appendix B. Debug Section Relationships (Informative)

Notes for Figure B.1

- 1
- 2 (a) `.debug_names` to `.debug_info`
- 3 The list of compilation units following the header contains the offsets in the
- 4 `.debug_info` section of the corresponding compilation unit headers (not the
- 5 compilation unit entries).
- 6 (b) `.debug_info` to `.debug_abbrev`
- 7 The `debug_abbrev_offset` value in the header is the offset in the
- 8 `.debug_abbrev` section of the abbreviations for that compilation unit.
- 9 (c) `.debug_names` to `.debug_str`
- 10 When `str_format` of the section header equals `DW_FORM_strp` or
- 11 `DW_FORM_strp8`, the first array of the name table field contains pointers
- 12 into the `.debug_str` section. See also item (u) below.
- 13 (d) `.debug_info` to `.debug_str`
- 14 Attribute values of class string may have form `DW_FORM_strp` or
- 15 `DW_FORM_strp8`, whose value is the offset in the `.debug_str` section of
- 16 the corresponding string.
- 17 (e) `.debug_info` to `.debug_str_offsets`
- 18 The value of the `DW_AT_str_offsets` attribute in a `DW_TAG_compile_unit`,
- 19 `DW_TAG_type_unit` or `DW_TAG_partial_unit` DIE is the offset in the
- 20 `.debug_str_offsets` section of the header of the string offsets information
- 21 for that unit. In addition, attribute values of class string may have one of
- 22 the forms `DW_FORM_strx`, `DW_FORM_strx1`, `DW_FORM_strx2`,
- 23 `DW_FORM_strx3` or `DW_FORM_strx4`, whose value is an index into the
- 24 string offsets table.
- 25 (f) `.debug_info` to `.debug_info`
- 26 The operand of the `DW_OP_call_ref` DWARF expression operator is the
- 27 offset of a debugging information entry in the `.debug_info` section of
- 28 another compilation. Similarly for attribute operands that use
- 29 `DW_FORM_ref_addr`.
- 30 (g) `.debug_info` to `.debug_macro`
- 31 An attribute value of class `macptr` (specifically form `DW_FORM_sec_offset`)
- 32 is an offset within the `.debug_macro` section of the beginning of the macro
- 33 information for the referencing unit.
- 34 (h) `.debug_info` to `.debug_line`
- 35 An attribute value of class `lineptr` (specifically form `DW_FORM_sec_offset`)
- 36 is an offset in the `.debug_line` section of the beginning of the line number
- 37 information for the referencing unit.

Appendix B. Debug Section Relationships (Informative)

- 1 (i) `.debug_info` to `.debug_rnglists`
2 An attribute value of class `rnglist` (specifically form `DW_FORM_rnglistx` or
3 `DW_FORM_sec_offset`) is an index or offset within the `.debug_rnglists`
4 section of a range list.
- 5 (j) `.debug_info` to `.debug_loclists`
6 An attribute value of class `loclist` (specifically form `DW_FORM_loclistx` or
7 `DW_FORM_sec_offset`) is an index or offset within the `.debug_loclists`
8 section of a value list or location list.
- 9 (k) `.debug_info` to `.debug_addr`
10 The value of the `DW_AT_addr_base` attribute in the
11 `DW_TAG_compile_unit` or `DW_TAG_partial_unit` DIE is the offset in the
12 `.debug_addr` section of the machine addresses for that unit.
13 `DW_FORM_addrx`, `DW_FORM_addrx1`, `DW_FORM_addrx2`,
14 `DW_FORM_addrx3`, `DW_FORM_addrx4`, `DW_OP_addrx` and
15 `DW_OP_constx` contain indices relative to that offset.
- 16 (l) `.debug_str_offsets` to `.debug_str`
17 Entries in the string offsets table are offsets to the corresponding string text
18 in the `.debug_str` section.
- 19 (m) `.debug_macro` to `.debug_str_offsets`
20 The second operand of a `DW_MACRO_define_strx` or
21 `DW_MACRO_undef_strx` macro information entry is an index into the
22 string offset table in the `.debug_str_offsets` section.
- 23 (n) `.debug_macro` to `.debug_line`
24 The second operand of `DW_MACRO_start_file` refers to a file entry in the
25 `.debug_line` section relative to the start of that section given in the macro
26 information header.
- 27 (o) `.debug_loclists` to `.debug_addr`
28 `DW_OP_addrx` and `DW_OP_constx` operators that occur in the
29 `.debug_loclists` section refer indirectly to the `.debug_addr` section by way
30 of the `DW_AT_addr_base` attribute in the associated `.debug_info` section.
31 Also, some operands of the `DW_LLE_base_addressx`,
32 `DW_LLE_startx_endx` and `DW_LLE_startx_length` value list or location list
33 entries have operands that are an index into the `.debug_addr` section.
- 34 (p) `.debug_macro` to `.debug_str`
35 The second operand of a `DW_MACRO_define_strp` or
36 `DW_MACRO_undef_strp` macro information entry is an index into the
37 string table in the `.debug_str` section.

Appendix B. Debug Section Relationships (Informative)

- 1 **(q)** `.debug_macro` **to** `.debug_macro`
2 The operand of a `DW_MACRO_import` macro information entry is an
3 offset into another part of the `.debug_macro` section to the header for the
4 sequence to be replicated.
- 5 **(r)** `.debug_line` **to** `.debug_line_str`
6 The value of a `DW_FORM_line_strp` form refers to a string section specific
7 to the line number table. This form can be used in a `.debug_line` section (as
8 well as in a `.debug_info` section).
- 9 **(s)** `.debug_info` **to** `.debug_line_str`
10 The value of a `DW_FORM_line_strp` form refers to a string section specific
11 to the line number table. This form can be used in a `.debug_info` section (as
12 well as in a `.debug_line` section).¹
- 13 **(t)** `.debug_rnglists` **to** `.debug_addr`
14 Some operands of `DW_RLE_base_addressx`, `DW_RLE_startx_endx` and
15 `DW_RLE_startx_length` range list entries are an an index into the
16 `.debug_addr` section.
- 17 **(u)** `.debug_names` **to** `.debug_str_offsets`
18 When `str_format` of the section header equals `DW_FORM_strx4`, the first
19 array of the name table field contains indexes into the `.debug_str_offsets`
20 section, which indirectly refers to the relevant string. See also item (c)
21 above.

¹The circled (A) of the left connects to the circled (A) on the right via hyperspace (a wormhole). |

Appendix B. Debug Section Relationships (Informative)

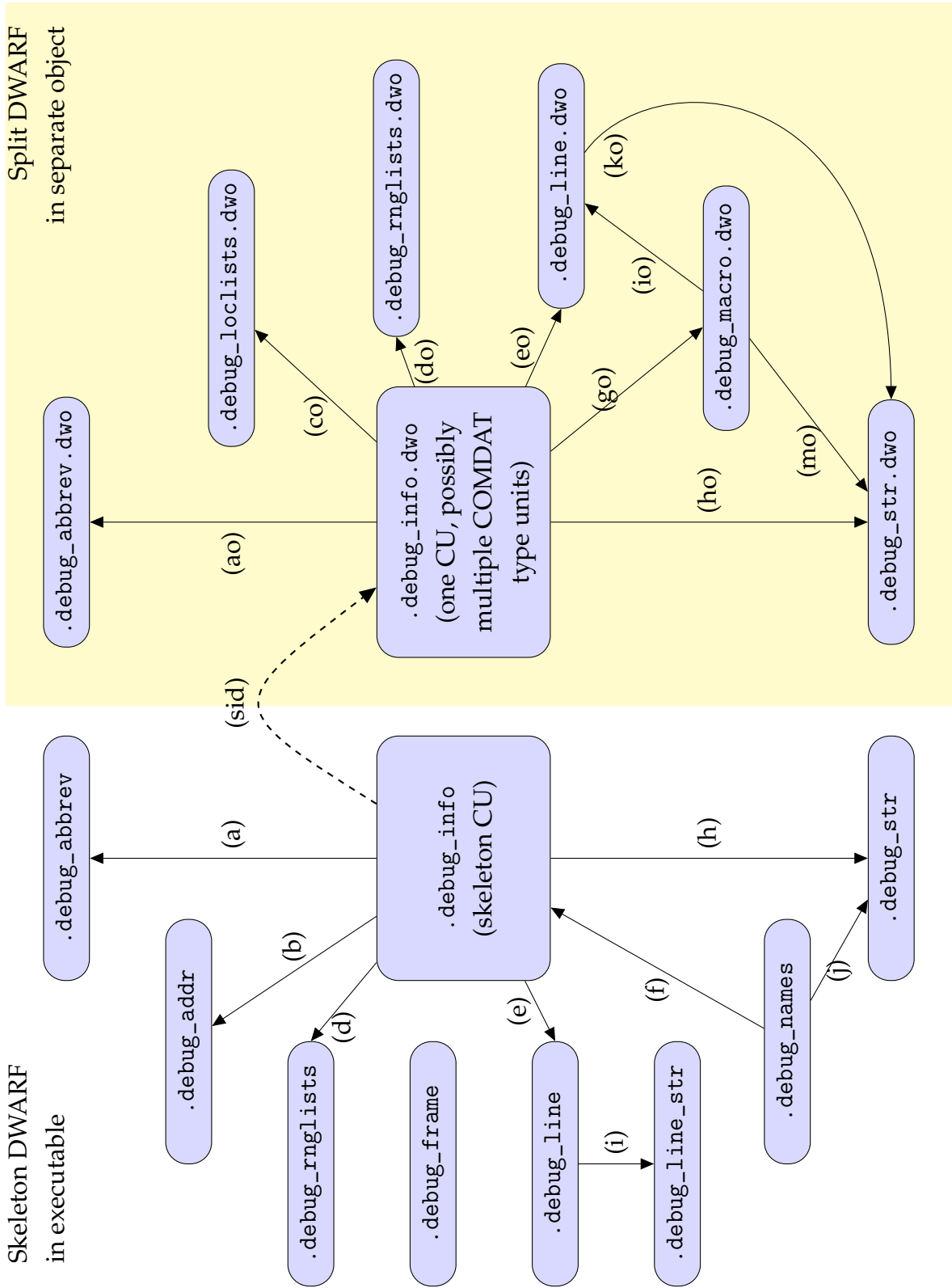


Figure B.2: Split DWARF section relationships

Appendix B. Debug Section Relationships (Informative)

Notes for Figure B.2

- 1
- 2 **(a)** `.debug_info` to `.debug_abbrev` |
- 3 The `debug_abbrev_offset` value in the header is the offset in the
- 4 `.debug_abbrev` section of the abbreviations for that compilation unit
- 5 skeleton.
- 6 **(ao)** `.debug_info.dwo` to `.debug_abbrev.dwo` |
- 7 The `debug_abbrev_offset` value in the header is the offset in the
- 8 `.debug_abbrev.dwo` section of the abbreviations for that compilation unit.
- 9 **(b)** `.debug_info` to `.debug_addr` |
- 10 The value of the `DW_AT_addr_base` attribute in the
- 11 `DW_TAG_compile_unit`, `DW_TAG_partial_unit` or `DW_TAG_type_unit`
- 12 DIE is the offset in the `.debug_addr` section of the machine addresses for
- 13 that unit. `DW_FORM_addrx`, `DW_FORM_addrx1`, `DW_FORM_addrx2`,
- 14 `DW_FORM_addrx3`, `DW_FORM_addrx4`, `DW_OP_addrx` and
- 15 `DW_OP_constx` contain indices relative to that offset.
- 16 **(co)** `.debug_info.dwo` to `.debug_loclists.dwo` |
- 17 An attribute value of class `loclist` (specifically with form
- 18 `DW_FORM_loclistx` or `DW_FORM_sec_offset`) is an index or offset within
- 19 the `.debug_loclists.dwo` section of a value list or location list. The format
- 20 of `.debug_loclists.dwo` location list entries is restricted to a subset of
- 21 those in `.debug_loclists`. See Section 2.6.2 on page 48 for details.
- 22 **(d)** `.debug_info` to `.debug_rnglists` |
- 23 An attribute value of class `rnglist` (specifically form `DW_FORM_rnglistx` or
- 24 `DW_FORM_sec_offset`) is an index or offset within the `.debug_rnglists`
- 25 section of a range list.
- 26 **(do)** `.debug_info.dwo` to `.debug_rnglists.dwo` |
- 27 An attribute value of class `rnglist` (specifically `DW_AT_ranges` with form
- 28 `DW_FORM_rnglistx` or `DW_FORM_sec_offset`) is an index or offset within
- 29 the `.debug_rnglists.dwo` section of a range list. The format of
- 30 `.debug_rnglists.dwo` value list or location list entries is restricted to a
- 31 subset of those in `.debug_rnglists`. See Section 2.17.3 on page 58 for
- 32 details.
- 33 **(e)** `.debug_info` to `.debug_line` |
- 34 An attribute value of class `lineptr` (specifically `DW_AT_stmt_list` with form
- 35 `DW_FORM_sec_offset`) is an offset within the `.debug_line` section of the
- 36 beginning of the line number information for the referencing unit.

Appendix B. Debug Section Relationships (Informative)

- 1 **(eo)** `.debug_info.dwo` to `.debug_line.dwo`
2 An attribute value of class `lineptr` (specifically `DW_AT_stmt_list` with form
3 `DW_FORM_sec_offset`) is an offset within the `.debug_line.dwo` section of
4 the beginning of the line number header information for the referencing
5 unit (the line table details are not in `.debug_line.dwo` but the line header
6 with its list of file names is present).
- 7 **(f)** `.debug_names` to `.debug_info`
8 The `.debug_names` section offsets lists provide an offset for the skeleton
9 compilation unit and eight byte signatures for the type units that appear
10 only in the `.debug_info.dwo`. The DIE offsets for these compilation units
11 and type units refer to the DIEs in the `.debug_info.dwo` section for the
12 respective compilation unit and type units.
- 13 **(go)** `.debug_info.dwo` to `.debug_macro.dwo`
14 An attribute of class `macptr` (specifically `DW_AT_macros` with form
15 `DW_FORM_sec_offset`) is an offset within the `.debug_macro.dwo` section of
16 the beginning of the macro information for the referencing unit.
- 17 **(h)** `.debug_info` to `.debug_str`
18 Attribute values of class string may have form `DW_FORM_strp` or
19 `DW_FORM_strp8`, whose value is an offset in the `.debug_str` section of the
20 corresponding string.
- 21 **(ho)** `.debug_info.dwo` to `.debug_str.dwo`
22 Attribute values of class string may have form `DW_FORM_strp` or
23 `DW_FORM_strp8`, whose value is an offset in the `.debug_str` section of the
24 corresponding string.
- 25 **(i)** `.debug_line` to `.debug_str_offsets`
26 The value of a `DW_FORM_line_strp` form refers to a string section specific
27 to the line number table. This form can be used in a `.debug_line` section (as
28 well as in a `.debug_info` section).
- 29 **(io)** `.debug_macro.dwo` to `.debug_line.dwo`
30 Within the `.debug_macro.dwo` sections, if a `DW_MACRO_start_file` entry is
31 present, the macro header contains an offset into the `.debug_line.dwo`
32 section.
- 33 **(j)** `.debug_names` to `.debug_str`
34 When `str_format` of the section header equals `DW_FORM_strp` or
35 `DW_FORM_strp8`, the first array of the name table field contains pointers
36 into the `.debug_str` section. Or, if it equals `DW_FORM_strx4`, the first
37 array of the name table field contains indexes into the `.debug_str_offsets`
38 section, which indirectly refers to the `.debug_str` section.

Appendix B. Debug Section Relationships (Informative)

- 1 **(ko)** `.debug_line.dwo` to `.debug_str.dwo`
2 Within the header of a line number program in the `.debug_line.dwo`
3 section, a `directory_format_table` value of `DW_FORM_strp` indicates that
4 strings in the `directories` field are found in the `.debug_str.dwo` section.
- 5 **(mo)** `.debug_macro.dwo` to `.debug_str_offsets.dwo`
6 Within the `.debug_macro.dwo` sections, the second operand of
7 `DW_MACRO_define_strx` and `DW_MACRO_undef_strx` operations is an
8 unsigned LEB128 value interpreted as an index into the
9 `.debug_str_offsets.dwo` section.
- 10 **(sid)** `.debug_info` to `.debug_info.dwo`
11 The `DW_AT_dwo_name` attribute in a skeleton unit identifies the file
12 containing the corresponding `.dwo` (split) data.

Appendix C

Variable Length Data: Encoding/Decoding (Informative)

Here are algorithms expressed in a C-like pseudo-code to encode and decode signed and unsigned numbers in LEB128 representation.

The encode and decode algorithms given here do not take account of C/C++ rules that mean that in $E1 < E2$ the type of $E1$ should be a sufficiently large unsigned type to hold the correct mathematical result. The decode algorithms do not take account of or protect from possibly invalid LEB values, such as values that are too large to fit in the target type or that lack a proper terminator byte. Implementation languages may have additional or different rules.

```
do
{
    byte = low order 7 bits of value;
    value >>= 7;
    if (value != 0) /* more bytes to come */
        set high order bit of byte;
    emit byte;
} while (value != 0);
```

Figure C.1: Algorithm to encode an unsigned integer

Appendix C. Encoding/Decoding (Informative)

```
more = 1;
negative = (value < 0);
size = no. of bits in signed integer;
while(more)
{
    byte = low order 7 bits of value;
    value >>= 7;
    /* the following is unnecessary if the
     * implementation of >>= uses an arithmetic rather
     * than logical shift for a signed left operand
     */
    if (negative)
        /* sign extend */
        value |= - (1 <<(size - 7));
    /* sign bit of byte is second high order bit (0x40) */
    if ((value == 0 && sign bit of byte is clear) ||
        (value == -1 && sign bit of byte is set))
        more = 0;
    else
        set high order bit of byte;
    emit byte;
}
```

Figure C.2: Algorithm to encode a signed integer

```
result = 0;
shift = 0;
while(true)
{
    byte = next byte in input;
    result |= (low order 7 bits of byte << shift);
    if (high order bit of byte == 0)
        break;
    shift += 7;
}
```

Figure C.3: Algorithm to decode an unsigned LEB128 integer

Appendix C. Encoding/Decoding (Informative)

```
result = 0;
shift = 0;
size = number of bits in signed integer;
while(true)
{
    byte = next byte in input;
    result |= (low order 7 bits of byte << shift);
    shift += 7;
    /* sign bit of byte is second high order bit (0x40) */
    if (high order bit of byte == 0)
        break;
}
if ((shift < size) && (sign bit of byte is set))
    /* sign extend */
    result |= - (1 << shift);
```

Figure C.4: Algorithm to decode a signed LEB128 integer

Appendix C. Encoding/Decoding (Informative)

(empty page)

Appendix D

Examples (Informative)

The following sections provide examples that illustrate various aspects of the DWARF debugging information format.

D.1 General Description Examples

D.1.1 Compilation Units and Abbreviations Table Example

Figure [D.1 on the following page](#) depicts the relationship of the abbreviations tables contained in the `.debug_abbrev` section to the information contained in the `.debug_info` section. Values are given in symbolic form, where possible.

The figure corresponds to the following two trivial source files:

File `myfile.c`

```
typedef char* POINTER;
```

File `myfile2.c`

```
typedef char* strp;
```

Appendix D. Examples (Informative)

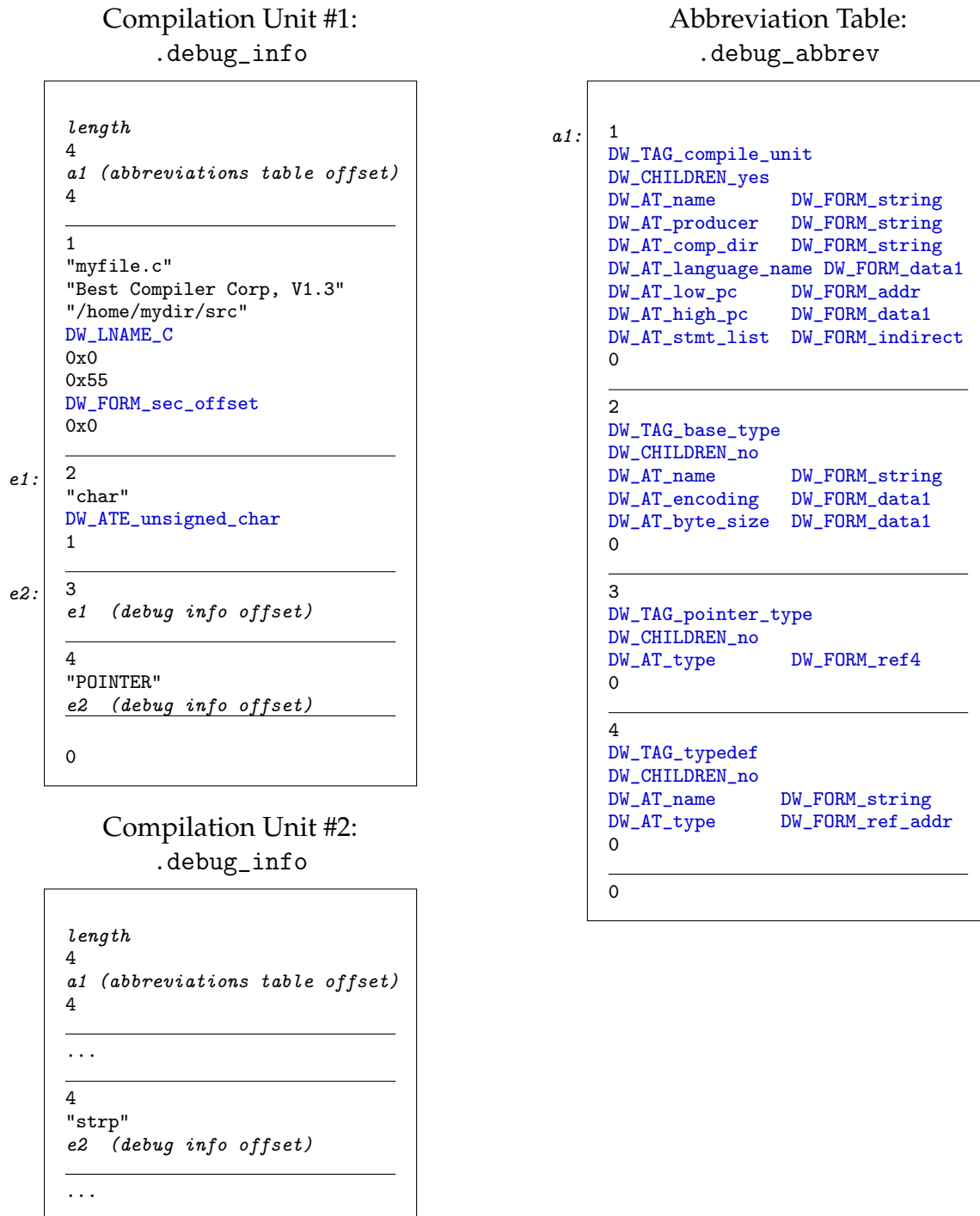


Figure D.1: Compilation units and abbreviations table

D.1.2 DWARF Stack Operation Examples

The stack operations defined in Section 2.5.2.3 on page 33. are fairly conventional, but the following examples illustrate their behavior graphically.

| Before | | Operation | After | |
|--------|------|---------------|-------|------|
| 0 | 17 | DW_OP_dup | 0 | 17 |
| 1 | 29 | | 1 | 17 |
| 2 | 1000 | | 2 | 29 |
| | | | 3 | 1000 |
| | | | | |
| 0 | 17 | DW_OP_drop | 0 | 29 |
| 1 | 29 | | 1 | 1000 |
| 2 | 1000 | | | |
| | | | | |
| 0 | 17 | DW_OP_pick, 2 | 0 | 1000 |
| 1 | 29 | | 1 | 17 |
| 2 | 1000 | | 2 | 29 |
| | | | 3 | 1000 |
| | | | | |
| 0 | 17 | DW_OP_over | 0 | 29 |
| 1 | 29 | | 1 | 17 |
| 2 | 1000 | | 2 | 29 |
| | | | 3 | 1000 |
| | | | | |
| 0 | 17 | DW_OP_swap | 0 | 29 |
| 1 | 29 | | 1 | 17 |
| 2 | 1000 | | 2 | 1000 |
| | | | | |
| 0 | 17 | DW_OP_rot | 0 | 29 |
| 1 | 29 | | 1 | 1000 |
| 2 | 1000 | | 2 | 17 |

1 **D.1.3 DWARF Location Description Examples**

2 Following are examples of DWARF operations used to form location
3 descriptions:

4 `DW_OP_reg3`

5 The value is in register 3.

6 `DW_OP_regx` (54)

7 The value is in register 54.

8 `DW_OP_addr` (0x80d0045c)

9 The value of a static variable is at machine address 0x80d0045c.

10 `DW_OP_breg11` (44)

11 Add 44 to the value in register 11 to get the address of an automatic variable
12 instance.

13 `DW_OP_fbreg` (-50)

14 Given a `DW_AT_frame_base` value of “`DW_OP_breg31` 64,” this example
15 computes the address of a local variable that is -50 bytes from a logical
16 frame pointer that is computed by adding 64 to the current stack pointer
17 (register 31).

18 `DW_OP_bregx` (54, 32)

19 `DW_OP_deref`

20 A call-by-reference parameter whose address is in the location beginning 32
21 bytes from where register 54 points.

22 `DW_OP_plus_uconst` (4)

23 A structure member is four bytes from the start of the structure instance.
24 The base address is assumed to be already on the stack.

Appendix D. Examples (Informative)

1 DW_OP_reg3
2 DW_OP_piece (4)
3 DW_OP_reg10
4 DW_OP_piece (2)

5 A variable whose first four bytes reside in register 3 and whose next two
6 bytes reside in register 10.

7 DW_OP_reg0
8 DW_OP_piece (4)
9 DW_OP_piece (4)
10 DW_OP_fbreg (-12)
11 DW_OP_piece (4)

12 A twelve byte value whose first four bytes reside in register zero, whose
13 middle four bytes are unavailable (perhaps due to optimization), and
14 whose last four bytes are in memory, 12 bytes before the frame base.

15 DW_OP_breg1 (0)
16 DW_OP_breg2 (0)
17 DW_OP_plus
18 DW_OP_stack_value

19 Add the contents of r1 and r2 to compute a value. This value is the
20 “contents” of an otherwise anonymous location.

21 DW_OP_lit1
22 DW_OP_stack_value
23 DW_OP_piece (4)
24 DW_OP_breg3 (0)
25 DW_OP_breg4 (0)
26 DW_OP_plus
27 DW_OP_stack_value
28 DW_OP_piece (4)

29 The object value is found in an anonymous (virtual) location whose value
30 consists of two parts, given in memory address order: the 4 byte value 1
31 followed by the four byte value computed from the sum of the contents of
32 r3 and r4.

Appendix D. Examples (Informative)

1 `DW_OP_entry_value` (2, `DW_OP_breg1` 0)
2 ! *The first operand gives the number of bytes in the*
3 ! *second operand (see Section 2.5.2.7 on page 41).*

4 The variable's address is the value that register 1 contained upon entering
5 the current subprogram.

6 `DW_OP_entry_value` (1, `DW_OP_reg1`)

7 Same as the previous example but uses the more compact register location
8 description as an operand.

9 `DW_OP_entry_value` (2, `DW_OP_breg1` 0)
10 `DW_OP_stack_value`

11 The variables's value is the value that register 1 contained upon entering the
12 current subprogram. This value is the "contents" of an otherwise
13 anonymous location.

14 `DW_OP_entry_value` (1, `DW_OP_reg1`)
15 `DW_OP_stack_value`

16 Same as the previous example, but uses the more compact register location
17 description.

18 `DW_OP_entry_value` (3, `DW_OP_breg4` 16 `DW_OP_deref`)
19 `DW_OP_stack_value`

20 Add 16 to the value register 4 had upon entering the current subprogram to
21 form an address and then push the value of the memory location at that
22 address. This value is the "contents" of an otherwise anonymous location.

23 `DW_OP_entry_value` (1, `DW_OP_reg5`)
24 `DW_OP_plus_uconst` (16)

25 The address of the memory location is calculated by adding 16 to the value
26 contained in register 5 upon entering the current subprogram.

Appendix D. Examples (Informative)

```
1 DW_OP_reg0
2 DW_OP_bit_piece (1, 31)
3 DW_OP_bit_piece (7, 0)
4 DW_OP_reg1
5 DW_OP_piece (1)
```

```
6     A variable whose first bit resides in the 31st bit of register 0, whose next
7     seven bits are undefined and whose second byte resides in register 1.
```

8 D.2 Aggregate Examples

```
9 The following examples illustrate how to represent some of the more
10 complicated forms of array and record aggregates using DWARF.
```

11 D.2.1 Fortran Simple Array Example

```
12 Consider the Fortran array source fragment in Figure D.2 following.
```

```
TYPE array_ptr
REAL :: myvar
REAL, DIMENSION (:), POINTER :: ap
END TYPE array_ptr
TYPE(array_ptr), ALLOCATABLE, DIMENSION(:) :: arrayvar
ALLOCATE(arrayvar(20))
DO I = 1, 20
    ALLOCATE(arrayvar(i)%ap(i+10))
END DO
```

Figure D.2: Fortran array example: source fragment

```
13 For allocatable and pointer arrays, it is essentially required by the Fortran array
14 semantics that each array consist of two parts, which we here call 1) the
15 descriptor and 2) the raw data. (A descriptor has often been called a dope vector
16 in other contexts, although it is often a structure of some kind rather than a
17 simple vector.) Because there are two parts, and because the lifetime of the
18 descriptor is necessarily longer than and includes that of the raw data, there must
19 be an address somewhere in the descriptor that points to the raw data when, in
20 fact, there is some (that is, when the “variable” is allocated or associated).
```

Appendix D. Examples (Informative)

1 For concreteness, suppose that a descriptor looks something like the C structure
2 in Figure D.3. Note, however, that it is a property of the design that 1) a debugger
3 needs no builtin knowledge of this structure and 2) there does not need to be an
4 explicit representation of this structure in the DWARF input to the debugger.

```
struct desc {
    long el_len;          // Element length
    void * base;         // Address of raw data
    int ptr_assoc : 1;   // Pointer is associated flag
    int ptr_alloc : 1;  // Pointer is allocated flag
    int num_dims : 6;   // Number of dimensions
    struct dims_str {   // For each dimension...
        long low_bound;
        long upper_bound;
        long stride;
    } dims[63];
};
```

Figure D.3: Fortran array example: descriptor representation

5 In practice, of course, a “real” descriptor will have dimension substructures only
6 for as many dimensions as are specified in the num_dims component. Let us use
7 the notation desc<n> to indicate a specialization of the desc struct in which n is
8 the bound for the dims component as well as the contents of the num_dims
9 component.

10 Because the arrays considered here come in two parts, it is necessary to
11 distinguish the parts carefully. In particular, the “address of the variable” or
12 equivalently, the “base address of the object” *always* refers to the descriptor. For
13 arrays that do not come in two parts, an implementation can provide a descriptor
14 anyway, thereby giving it two parts. (This may be convenient for general runtime
15 support unrelated to debugging.) In this case the above vocabulary applies as
16 stated. Alternatively, an implementation can do without a descriptor, in which
17 case the “address of the variable,” or equivalently the “base address of the
18 object”, refers to the “raw data” (the real data, the only thing around that can be
19 the object).

20 If an object has a descriptor, then the DWARF type for that object will have a
21 [DW_AT_data_location](#) attribute. If an object does not have a descriptor, then
22 usually the DWARF type for the object will not have a [DW_AT_data_location](#)
23 attribute. ■

Appendix D. Examples (Informative)

1 The Fortran derived type `array_ptr` can now be re-described in C-like terms that
2 expose some of the representation as in

```
struct array_ptr {  
    float myvar;  
    desc<1> ap;  
};
```

3 Similarly for variable `arrayvar`:

```
desc<1> arrayvar;
```

4 *Recall that `desc<1>` indicates the 1-dimensional version of `desc`.*

5 Finally, the following notation is useful:

- 6 1. `sizeof(type)`: size in bytes of entities of the given type
- 7 2. `offset(type, comp)`: offset in bytes of the `comp` component within an entity of
8 the given type

9 The DWARF description is shown in Figure [D.4 on page 314](#).

10 Suppose the program is stopped immediately following completion of the `do`
11 loop. Suppose further that the user enters the following debug command:

```
debug> print arrayvar(5)%ap(2)
```

12 Interpretation of this expression proceeds as follows:

- 13 1. Lookup name `arrayvar`. We find that it is a variable, whose type is given by
14 the unnamed type at 6\$. Notice that the type is an array type.
- 15 2. Find the 5th element of that array object. To do array indexing requires
16 several pieces of information:
 - 17 a) the address of the array data
 - 18 b) the lower bounds of the array
19 [To check that 5 is within bounds would require the upper bound too, but
20 we will skip that for this example.]
 - 21 c) the stride

Appendix D. Examples (Informative)

1 For a), check for a [DW_AT_data_location](#) attribute. Since there is one, go
2 execute the expression, whose result is the address needed. The object
3 address used in this case is the object we are working on, namely the variable
4 named `arrayvar`, whose address was found in step 1. (Had there been no
5 [DW_AT_data_location](#) attribute, the desired address would be the same as
6 the address from step 1.)

7 For b), for each dimension of the array (only one in this case), go interpret the
8 usual lower bound attribute. Again this is an expression, which again begins
9 with [DW_OP_push_object_address](#). This object is **still** `arrayvar`, from step 1,
10 because we have not begun to actually perform any indexing yet.

11 For c), the default stride applies. Since there is no [DW_AT_byte_stride](#)
12 attribute, use the size of the array element type, which is the size of type
13 `array_ptr` (at 3\$).

Appendix D. Examples (Informative)

part 1 of 2

```

! Description for type of 'ap'
!
1$: DW_TAG_array_type
   ! No name, default (Fortran) ordering, default stride
   DW_AT_type(reference to REAL)
   DW_AT_associated(expression=      ! Test 'ptr_assoc' flag
     DW_OP_push_object_address
     DW_OP_lit<n>                      ! where n == offset(ptr_assoc)
     DW_OP_plus
     DW_OP_deref
     DW_OP_lit1                          ! mask for 'ptr_assoc' flag
     DW_OP_and)
   DW_AT_data_location(expression= ! Get raw data address
     DW_OP_push_object_address
     DW_OP_lit<n>                      ! where n == offset(base)
     DW_OP_plus
     DW_OP_deref)                      ! Type of index of array 'ap'
2$: DW_TAG_subrange_type
   ! No name, default stride
   DW_AT_type(reference to INTEGER)
   DW_AT_lower_bound(expression=
     DW_OP_push_object_address
     DW_OP_lit<n>                      ! where n ==
                                       !   offset(desc, dims) +
                                       !   offset(dims_str, lower_bound)
     DW_OP_plus
     DW_OP_deref)
   DW_AT_upper_bound(expression=
     DW_OP_push_object_address
     DW_OP_lit<n>                      ! where n ==
                                       !   offset(desc, dims) +
                                       !   offset(dims_str, upper_bound)
     DW_OP_plus
     DW_OP_deref)
   ! Note: for the m'th dimension, the second operator becomes
   ! DW_OP_lit<n> where
   !     n == offset(desc, dims)          +
   !           (m-1)*sizeof(dims_str)    +
   !           offset(dims_str, [lower|upper]_bound)
   ! That is, the expression does not get longer for each successive
   ! dimension (other than to express the larger offsets involved).

```

Figure D.4: Fortran array example: DWARF description

Appendix D. Examples (Informative)

part 2 of 2

```
3$: DW_TAG_structure_type
    DW_AT_name("array_ptr")
    DW_AT_byte_size(constant sizeof(REAL) + sizeof(desc<1>))
4$: DW_TAG_member
    DW_AT_name("myvar")
    DW_AT_type(reference to REAL)
    DW_AT_data_member_location(constant 0)
5$: DW_TAG_member
    DW_AT_name("ap");
    DW_AT_type(reference to 1$)
    DW_AT_data_member_location(constant sizeof(REAL))
6$: DW_TAG_array_type
    ! No name, default (Fortran) ordering, default stride
    DW_AT_type(reference to 3$)
    DW_AT_allocated(expression=      ! Test 'ptr_alloc' flag
        DW_OP_push_object_address
        DW_OP_lit<n>                  ! where n == offset(ptr_alloc)
        DW_OP_plus
        DW_OP_deref
        DW_OP_lit2                    ! Mask for 'ptr_alloc' flag
        DW_OP_and)
    DW_AT_data_location(expression=  ! Get raw data address
        DW_OP_push_object_address
        DW_OP_lit<n>                  ! where n == offset(base)
        DW_OP_plus
        DW_OP_deref)
7$: DW_TAG_subrange_type
    ! No name, default stride
    DW_AT_type(reference to INTEGER)
    DW_AT_lower_bound(expression=
        DW_OP_push_object_address
        DW_OP_lit<n>                  ! where n == ...
        DW_OP_plus
        DW_OP_deref)
    DW_AT_upper_bound(expression=
        DW_OP_push_object_address
        DW_OP_lit<n>                  ! where n == ...
        DW_OP_plus
        DW_OP_deref)
8$: DW_TAG_variable
    DW_AT_name("arrayvar")
    DW_AT_type(reference to 6$)
    DW_AT_location(expression=
        ...as appropriate...)      ! Assume static allocation
```

Figure D.4: Fortran array example: DWARF description (*concluded*)

Appendix D. Examples (Informative)

1 Having acquired all the necessary data, perform the indexing operation in the
2 usual manner—which has nothing to do with any of the attributes involved up
3 to now. Those just provide the actual values used in the indexing step.

4 The result is an object within the memory that was dynamically allocated for
5 arrayvar.

- 6 3. Find the ap component of the object just identified, whose type is array_ptr.

7 This is a conventional record component lookup and interpretation. It
8 happens that the ap component in this case begins at offset 4 from the
9 beginning of the containing object. Component ap has the unnamed array
10 type defined at 1\$ in the symbol table.

- 11 4. Find the second element of the array object found in step 3. To do array
12 indexing requires several pieces of information:

- 13 a) the address of the array storage
14 b) the lower bounds of the array
15 [To check that 2 is within bounds we would require the upper bound too,
16 but we will skip that for this example]
17 c) the stride

18 This is just like step 2), so the details are omitted. Recall that because the DWARF
19 type 1\$ has a [DW_AT_data_location](#), the address that results from step 4) is that
20 of a descriptor, and that address is the address pushed by the
21 [DW_OP_push_object_address](#) operations in 1\$ and 2\$.

22 Note: we happen to be accessing a pointer array here instead of an allocatable
23 array; but because there is a common underlying representation, the mechanics
24 are the same. There could be completely different descriptor arrangements and
25 the mechanics would still be the same—only the stack machines would be
26 different.

27 **D.2.2 Fortran Coarray Examples**

28 **D.2.2.1 Fortran Scalar Coarray Example**

29 The Fortran scalar coarray example in Figure [D.5 on the next page](#) can be
30 described as illustrated in Figure [D.6 on the following page](#).

Appendix D. Examples (Informative)

```
INTEGER x[*]
```

Figure D.5: Fortran scalar coarray: source fragment

```
10$: DW_TAG_coarray_type
    DW_AT_type(reference to INTEGER)
    DW_TAG_subrange_type           ! Note omitted upper bound
    DW_AT_lower_bound(constant 1)  ! Can be omitted (default is 1)

11$: DW_TAG_variable
    DW_AT_name("x")
    DW_AT_type(reference to coarray type at 10$)
```

Figure D.6: Fortran scalar coarray: DWARF description

1 D.2.2.2 Fortran Array Coarray Example

2 The Fortran (simple) array coarray example in Figure D.7 can be described as
3 illustrated in Figure D.8.

```
INTEGER x(10)[*]
```

Figure D.7: Fortran array coarray: source fragment

```
10$: DW_TAG_array_type
    DW_AT_ordering(DW_ORD_col_major)
    DW_AT_type(reference to INTEGER)

11$: DW_TAG_subrange_type
    ! DW_AT_lower_bound(constant 1) ! Omitted (default is 1)
    DW_AT_upper_bound(constant 10)

12$: DW_TAG_coarray_type
    DW_AT_type(reference to array type at 10$)

13$: DW_TAG_subrange_type           ! Note omitted upper & lower bounds

14$: DW_TAG_variable
    DW_AT_name("x")
    DW_AT_type(reference to coarray type at 12$)
```

Figure D.8: Fortran array coarray: DWARF description

Appendix D. Examples (Informative)

1 D.2.2.3 Fortran Multidimensional Coarray Example

2 The Fortran multidimensional coarray of a multidimensional array example in
3 Figure D.9 can be described as illustrated in Figure D.10 following.

```
INTEGER x(10,11,12)[2,3,*]
```

Figure D.9: Fortran multidimensional coarray: source fragment

```
10$: DW_TAG_array_type          ! Note omitted lower bounds (default to 1)
    DW_AT_ordering(DW_ORD_col_major)
    DW_AT_type(reference to INTEGER)
11$: DW_TAG_subrange_type
    DW_AT_upper_bound(constant 10)
12$: DW_TAG_subrange_type
    DW_AT_upper_bound(constant 11)
13$: DW_TAG_subrange_type
    DW_AT_upper_bound(constant 12)

14$: DW_TAG_coarray_type        ! Note omitted lower bounds (default to 1)
    DW_AT_type(reference to array_type at 10$)
15$: DW_TAG_subrange_type
    DW_AT_upper_bound(constant 2)
16$: DW_TAG_subrange_type
    DW_AT_upper_bound(constant 3)
17$: DW_TAG_subrange_type      ! Note omitted upper (& lower) bound

18$: DW_TAG_variable
    DW_AT_name("x")
    DW_AT_type(reference to coarray type at 14$)
```

Figure D.10: Fortran multidimensional coarray: DWARF description

1 **D.2.3 Fortran 2008 Assumed-rank Array Example**

2 Consider the example in Figure [D.11](#), which shows an assumed-rank array in
3 Fortran 2008 with supplement 29113:¹

```

SUBROUTINE Foo(x)
  REAL :: x(..)

  ! x has n dimensions

END SUBROUTINE

```

Figure D.11: Declaration of a Fortran 2008 assumed-rank array

4 Let's assume the Fortran compiler used an array descriptor that (in C) looks like
5 the one shown in Figure [D.12](#).

```

struct array_descriptor {
  void *base_addr;
  int rank;
  struct dim dims [];
}

struct dim {
  int lower_bound;
  int upper_bound;
  int stride;
  int flags;
}

```

Figure D.12: One of many possible layouts for an array descriptor

6 The DWARF type for the array x can be described as shown in Figure [D.13 on the](#)
7 [following page](#).

8 The layout of the array descriptor is not specified by the Fortran standard unless
9 the array is explicitly marked as C-interoperable. To get the bounds of an
10 assumed-rank array, the expressions in the [DW_TAG_generic_subrange](#) entry
11 need to be evaluated for each of the [DW_AT_rank](#) dimensions as shown by the
12 pseudocode in Figure [D.14 on page 321](#).

¹Technical Specification ISO/IEC TS 29113:2012 *Further Interoperability of Fortran with C*

Appendix D. Examples (Informative)

```

10$: DW_TAG_array_type
    DW_AT_type(reference to real)
    DW_AT_rank(expression=
        DW_OP_push_object_address
        DW_OP_lit<n>                ! offset of rank in descriptor
        DW_OP_plus
        DW_OP_deref)
    DW_AT_data_location(expression=
        DW_OP_push_object_address
        DW_OP_lit<n>                ! offset of data in descriptor
        DW_OP_plus
        DW_OP_deref)
11$: DW_TAG_generic_subrange
    DW_AT_type(reference to integer)
    DW_AT_lower_bound(expression=
        ! Looks up the lower bound of dimension i.
        ! Operation                ! Stack effect
        ! (implicit)                ! i
        DW_OP_lit<n>                ! i sizeof(dim)
        DW_OP_mul                    ! dim[i]
        DW_OP_lit<n>                ! dim[i] offsetof(dim)
        DW_OP_plus                    ! dim[i]+offset
        DW_OP_push_object_address    ! dim[i]+offsetof(dim) objptr
        DW_OP_plus                    ! objptr.dim[i]
        DW_OP_lit<n>                ! objptr.dim[i] offsetof(lb)
        DW_OP_plus                    ! objptr.dim[i].lowerbound
        DW_OP_deref)                ! *objptr.dim[i].lowerbound
    DW_AT_upper_bound(expression=
        ! Looks up the upper bound of dimension i.
        DW_OP_lit<n>                ! sizeof(dim)
        DW_OP_mul                    !
        DW_OP_lit<n>                ! offsetof(dim)
        DW_OP_plus
        DW_OP_push_object_address
        DW_OP_plus
        DW_OP_lit<n>                ! offset of upperbound in dim
        DW_OP_plus
        DW_OP_deref)
    DW_AT_byte_stride(expression=
        ! Looks up the byte stride of dimension i.
        ...
        ! (analogous to DW_AT_upper_bound)
    )

```

Figure D.13: Sample DWARF for the array descriptor in Figure D.12

Appendix D. Examples (Informative)

```
typedef struct {
    int lower, upper, stride;
} dims_t;

typedef struct {
    int rank;
    struct dims_t *dims;
} array_t;

array_t get_dynamic_array_dims(DW_TAG_array a) {
    array_t result;

    // Evaluate the DW_AT_rank expression to get the
    // number of dimensions.
    dwarf_stack_t stack;
    dwarf_eval(stack, a.rank_expr);
    result.rank = dwarf_pop(stack);
    result.dims = new dims_t[result.rank];

    // Iterate over all dimensions and find their bounds.
    for (int i = 0; i < result.rank; i++) {
        // Evaluate the generic subrange's DW_AT_lower
        // expression for dimension i.
        dwarf_push(stack, i);
        assert( stack.size == 1 );
        dwarf_eval(stack, a.generic_subrange.lower_expr);
        result.dims[i].lower = dwarf_pop(stack);
        assert( stack.size == 0 );

        dwarf_push(stack, i);
        dwarf_eval(stack, a.generic_subrange.upper_expr);
        result.dims[i].upper = dwarf_pop(stack);

        dwarf_push(stack, i);
        dwarf_eval(stack, a.generic_subrange.byte_stride_expr);
        result.dims[i].stride = dwarf_pop(stack);
    }
    return result;
}
```

Figure D.14: How to interpret the DWARF from Figure D.13

D.2.4 Fortran Dynamic Type Example

Consider the Fortran 90 example of dynamic properties in Figure D.15. This can be represented in DWARF as illustrated in Figure D.16 on the next page. Note that unnamed dynamic types are used to avoid replicating the full description of the underlying type `dt` that is shared by several variables.

```

PROGRAM Sample

  TYPE :: dt (1)
    INTEGER, LEN :: 1
    INTEGER :: arr(1)
  END TYPE

  INTEGER :: n = 4
  CONTAINS

  SUBROUTINE S()
    TYPE (dt(n))           :: t1
    TYPE (dt(n)), pointer  :: t2
    TYPE (dt(n)), allocatable :: t3, t4
  END SUBROUTINE

END Sample

```

Figure D.15: Fortran dynamic type example: source

Appendix D. Examples (Informative)

```
11$: DW_TAG_structure_type
      DW_AT_name("dt")
      DW_TAG_member
          ...
...
13$: DW_TAG_dynamic_type          ! plain version
      DW_AT_data_location (dwarf expression to locate raw data)
      DW_AT_type (11$)
14$: DW_TAG_dynamic_type          ! 'pointer' version
      DW_AT_data_location (dwarf expression to locate raw data)
      DW_AT_associated (dwarf expression to test if associated)
      DW_AT_type (11$)
15$: DW_TAG_dynamic_type          ! 'allocatable' version
      DW_AT_data_location (dwarf expression to locate raw data)
      DW_AT_allocated (dwarf expression to test is allocated)
      DW_AT_type (11$)
16$: DW_TAG_variable
      DW_AT_name ("t1")
      DW_AT_type (13$)
      DW_AT_location (dwarf expression to locate descriptor)
17$: DW_TAG_variable
      DW_AT_name ("t2")
      DW_AT_type (14$)
      DW_AT_location (dwarf expression to locate descriptor)
18$: DW_TAG_variable
      DW_AT_name ("t3")
      DW_AT_type (15$)
      DW_AT_location (dwarf expression to locate descriptor)
19$: DW_TAG_variable
      DW_AT_name ("t4")
      DW_AT_type (15$)
      DW_AT_location (dwarf expression to locate descriptor)
```

Figure D.16: Fortran dynamic type example: DWARF description

1 D.2.5 C/C++ Anonymous Structure Example

2 An example of a C/C++ structure is shown in Figure D.17. For this source, the
 3 DWARF description in Figure D.18 is appropriate. In this example, b is
 4 referenced as if it were defined in the enclosing structure foo.

```

struct foo {
    int a;
    struct {
        int b;
    };
} x;

void bar(void)
{
    struct foo t;
    t.a = 1;
    t.b = 2;
}

```

Figure D.17: Anonymous structure example: source fragment

```

1$: DW_TAG_structure_type
    DW_AT_name("foo")
2$: DW_TAG_member
    DW_AT_name("a")
3$: DW_TAG_structure_type
    DW_AT_export_symbols
4$: DW_TAG_member
    DW_AT_name("b")

```

Figure D.18: Anonymous structure example: DWARF description

5 D.2.6 Ada Example

6 Figure D.19 on the following page illustrates two kinds of Ada parameterized
 7 array, one embedded in a record.

8 VEC1 illustrates an (unnamed) array type where the upper bound of the first and
 9 only dimension is determined at runtime. Ada semantics require that the value
 10 of an array bound is fixed at the time the array type is elaborated (where
 11 *elaboration* refers to the runtime executable aspects of type processing). For the
 12 purposes of this example, we assume that there are no other assignments to M so
 13 that it safe for the REC1 type description to refer directly to that variable (rather
 14 than a compiler-generated copy).

Appendix D. Examples (Informative)

```
M : INTEGER := <exp>;
VEC1 : array (1..M) of INTEGER;
subtype TEENY is INTEGER range 1..100;
type ARR is array (INTEGER range <>) of INTEGER;
type REC2(N : TEENY := 100) is record
    VEC2 : ARR(1..N);
end record;

OBJ2B : REC2;
```

Figure D.19: Ada example: source fragment

1 REC2 illustrates another array type (the unnamed type of component VEC2) where
2 the upper bound of the first and only bound is also determined at runtime. In
3 this case, the upper bound is contained in a discriminant of the containing record
4 type. (A *discriminant* is a component of a record whose value cannot be changed
5 independently of the rest of the record because that value is potentially used in
6 the specification of other components of the record.)

7 The DWARF description is shown in Figure [D.20 on the next page](#).

8 Interesting aspects about this example are:

- 9 1. The array VEC2 is “immediately” contained within structure REC2 (there is no
10 intermediate descriptor or indirection), which is reflected in the absence of a
11 [DW_AT_data_location](#) attribute on the array type at 28\$.
- 12 2. One of the bounds of VEC2 is nonetheless dynamic and part of the same
13 containing record. It is described as a reference to a member, and the location
14 of the upper bound is determined as for any member. That is, the location is
15 determined using an address calculation relative to the base of the containing
16 object.
17 A consumer must notice that the referenced bound is a member of the same
18 containing object and implicitly push the base address of the containing
19 object just as for accessing a data member generally.
- 20 3. The lack of a subtype concept in DWARF means that DWARF types serve the
21 role of subtypes and must replicate information from the parent type. For this
22 reason, DWARF for the unconstrained array type ARR is not needed for the
23 purposes of this example and therefore is not shown.

Appendix D. Examples (Informative)

```

11$: DW_TAG_variable
    DW_AT_name("M")
    DW_AT_type(reference to INTEGER)
12$: DW_TAG_array_type
    ! No name, default (Ada) order, default stride
    DW_AT_type(reference to INTEGER)
13$: DW_TAG_subrange_type
    DW_AT_type(reference to INTEGER)
    DW_AT_lower_bound(constant 1)
    DW_AT_upper_bound(reference to variable M at 11$)
14$: DW_TAG_variable
    DW_AT_name("VEC1")
    DW_AT_type(reference to array type at 12$)
    . . .
21$: DW_TAG_subrange_type
    DW_AT_name("TEENY")
    DW_AT_type(reference to INTEGER)
    DW_AT_lower_bound(constant 1)
    DW_AT_upper_bound(constant 100)
    . . .
26$: DW_TAG_structure_type
    DW_AT_name("REC2")
27$: DW_TAG_member
    DW_AT_name("N")
    DW_AT_type(reference to subtype TEENY at 21$)
    DW_AT_data_member_location(constant 0)
28$: DW_TAG_array_type
    ! No name, default (Ada) order, default stride
    ! Default data location
    DW_AT_type(reference to INTEGER)
29$: DW_TAG_subrange_type
    DW_AT_type(reference to subrange TEENY at 21$)
    DW_AT_lower_bound(constant 1)
    DW_AT_upper_bound(reference to member N at 27$)
30$: DW_TAG_member
    DW_AT_name("VEC2")
    DW_AT_type(reference to array "subtype" at 28$)
    DW_AT_data_member_location(machine=
        DW_OP_lit<n>           ! where n == offset(REC2, VEC2)
        DW_OP_plus)
    . . .
41$: DW_TAG_variable
    DW_AT_name("OBJ2B")
    DW_AT_type(reference to REC2 at 26$)
    DW_AT_location(...as appropriate...)

```

Figure D.20: Ada example: DWARF description

Appendix D. Examples (Informative)

D.2.7 Pascal Example

The Pascal source in Figure D.21 following is used to illustrate the representation of packed unaligned bit fields.

```
TYPE T : PACKED RECORD                                { bit size is 2  }
      F5 : BOOLEAN;                                  { bit offset is 0 }
      F6 : BOOLEAN;                                  { bit offset is 1 }
      END;
VAR V : PACKED RECORD
      F1 : BOOLEAN;                                  { bit offset is 0 }
      F2 : PACKED RECORD                             { bit offset is 1 }
          F3 : INTEGER;                              { bit offset is 0 in F2,
                                                    1 in V }
      END;
      F4 : PACKED ARRAY [0..1] OF T; { bit offset is 33 }
      F7 : T;                                        { bit offset is 37 }
      END;
```

Figure D.21: Packed record example: source fragment

The DWARF representation in Figure D.22 is appropriate. `DW_TAG_packed_type` entries could be added to better represent the source, but these do not otherwise affect the example and are omitted for clarity. Note that this same representation applies to both typical big- and little-endian architectures using the conventions described in Section 5.7.6 on page 127.

part 1 of 2

```
10$: DW_TAG_base_type
      DW_AT_name("BOOLEAN")
      ...
11$: DW_TAG_base_type
      DW_AT_name("INTEGER")
      ...
20$: DW_TAG_structure_type
      DW_AT_name("T")
      DW_AT_bit_size(2)
      DW_TAG_member
          DW_AT_name("F5")
          DW_AT_type(reference to 10$)
          DW_AT_data_bit_offset(0)      ! may be omitted
          DW_AT_bit_size(1)
```

Figure D.22: Packed record example: DWARF description

Appendix D. Examples (Informative)

part 2 of 2

```

    DW_TAG_member
      DW_AT_name("F6")
      DW_AT_type(reference to 10$)
      DW_AT_data_bit_offset(1)
      DW_AT_bit_size(1)
21$: DW_TAG_structure_type           ! anonymous type for F2
      DW_TAG_member
        DW_AT_name("F3")
        DW_AT_type(reference to 11$)
22$: DW_TAG_array_type             ! anonymous type for F4
      DW_AT_type(reference to 20$)
      DW_TAG_subrange_type
        DW_AT_type(reference to 11$)
        DW_AT_lower_bound(0)
        DW_AT_upper_bound(1)
      DW_AT_bit_stride(2)
      DW_AT_bit_size(4)
23$: DW_TAG_structure_type           ! anonymous type for V
      DW_AT_bit_size(39)
      DW_TAG_member
        DW_AT_name("F1")
        DW_AT_type(reference to 10$)
        DW_AT_data_bit_offset(0)      ! may be omitted
        DW_AT_bit_size(1) ! may be omitted
      DW_TAG_member
        DW_AT_name("F2")
        DW_AT_type(reference to 21$)
        DW_AT_data_bit_offset(1)
        DW_AT_bit_size(32) ! may be omitted
      DW_TAG_member
        DW_AT_name("F4")
        DW_AT_type(reference to 22$)
        DW_AT_data_bit_offset(33)
        DW_AT_bit_size(4) ! may be omitted
      DW_TAG_member
        DW_AT_name("F7")
        DW_AT_type(reference to 20$)   ! type T
        DW_AT_data_bit_offset(37)
        DW_AT_bit_size(2)             ! may be omitted
      DW_TAG_variable
        DW_AT_name("V")
        DW_AT_type(reference to 23$)
        DW_AT_location(...)
    ...

```

Figure D.22: Packed record example: DWARF description (*concluded*)

1 D.2.8 C/C++ Bit-Field Examples

2 *Bit fields in C and C++ typically require the use of the [DW_AT_data_bit_offset](#) and*
 3 *[DW_AT_bit_size](#) attributes.*

4 *This Standard uses the following bit numbering and direction conventions in examples.*
 5 *These conventions are for illustrative purposes and other conventions may apply on*
 6 *particular architectures.*

- 7 • *For big-endian architectures, bit offsets are counted from high-order to low-order*
 8 *bits within a byte (or larger storage unit); in this case, the bit offset identifies the*
 9 *high-order bit of the object.*
- 10 • *For little-endian architectures, bit offsets are counted from low-order to high-order*
 11 *bits within a byte (or larger storage unit); in this case, the bit offset identifies the*
 12 *low-order bit of the object.*

13 *In either case, the bit so identified is defined as the beginning of the object.*

14 This section illustrates one possible representation of the following C structure
 15 definition in both big- and little-endian byte orders:

```

struct S {
    int j:5;
    int k:6;
    int m:5;
    int n:8;
};
```

16 Figures [D.23](#) and [D.24 on the following page](#) show the structure layout and data
 17 bit offsets for example big- and little-endian architectures, respectively. Both
 18 diagrams show a structure that begins at address A and whose size is four bytes.
 19 Also, high order bits are to the left and low order bits are to the right.

20 Note that data member bit offsets in this example are the same for both big- and
 21 little-endian architectures even though the fields are allocated in different
 22 directions (high-order to low-order versus low-order to high-order); the bit
 23 naming conventions for memory and/or registers of the target architecture may
 24 or may not make this seem natural.

Appendix D. Examples (Informative)

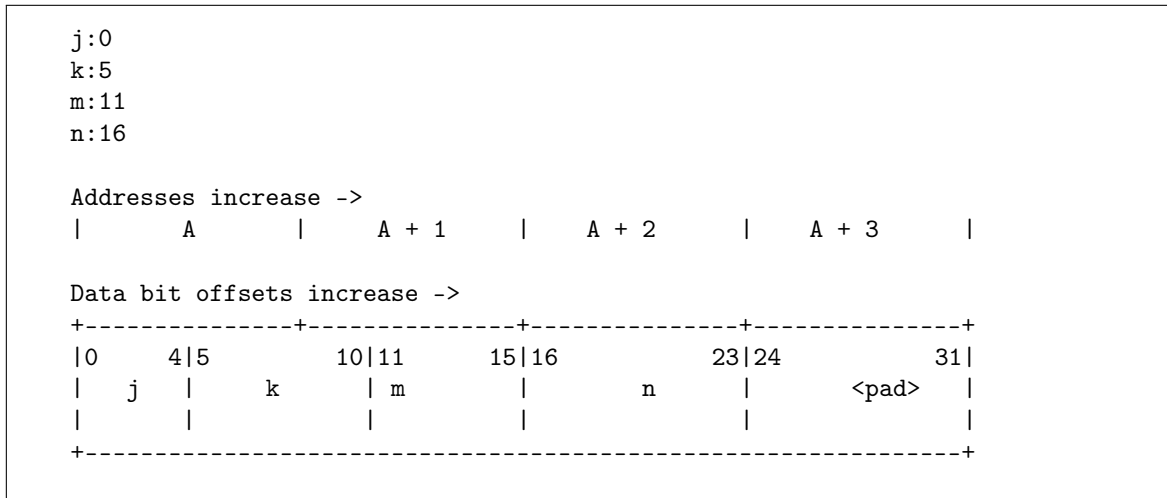


Figure D.23: Big-endian data bit offsets




Figure D.24: Little-endian data bit offsets

D.2.9 Ada Biased Bit-Field Example

The Ada source in [Figure D.25 on the next page](#) demonstrates how a member of a record, which normally occupies six bits, can be biased to fit into three bits when the range is known. The encoded values [0..7] correspond to the source values [50..57] used by the application.

The DWARF description is shown in [Figure D.26 on the following page](#). The bias chosen, which in this case corresponds to the lower bound, is specified in the base type at 1\$.

Appendix D. Examples (Informative)

```
type SmallRangeType is range 50 .. 57;
type RecordType is record
  A : SmallRangeType;
end record;
for RecordType use record
  A at 0 range 0 .. 2;
end record;
LocalRecord : RecordType;
```

Figure D.25: Ada biased bit-field example: Ada source

```
1$: DW_TAG_base_type
    DW_AT_byte_size(1)
    DW_AT_encoding(DW_ATE_unsigned)
    DW_AT_bias(50)
    DW_AT_artificial(1)
2$: DW_TAG_subrange_type
    DW_AT_name("SmallRangeType")
    DW_AT_lower_bound(50)
    DW_AT_upper_bound(57)
    DW_AT_type(reference to 1$)
3$: DW_TAG_structure_type
    DW_AT_name("RecordType")
    DW_AT_byte_size(1)
4$: DW_TAG_member
    DW_AT_name("A")
    DW_AT_type(reference to 2$)
    DW_AT_bit_size(3)
    DW_AT_data_bit_offset(0)
5$: DW_TAG_variable
    DW_AT_name("LocalRecord")
    DW_AT_type(reference to 3$)
    DW_AT_location ...
```

Figure D.26: Ada biased bit-field example: DWARF description

- 1 Note that other choices of encoding and bias lead to the same result. For example,
- 2 the `DW_ATE_signed` encoding can be used in combination with a bias of 54.
- 3 If the valid range of values is completely negative (for example, -57..-50) then
- 4 only signed encoding is valid, and the bias will also need to be negative (-53).

1 **D.2.10 Variant Entry Examples**

2 The following examples illustrate some of the diverse ways that the DWARF
3 variant entry constructs are used in various programming languages.

4 **D.2.10.1 Pascal Variant Entry Example**

5 A Pascal record example without a variant part is shown in [D.2.7 on page 327](#).
6 Here a Pascal record with a variant part is shown in [Figure D.27](#) following. The
7 corresponding DWARF representation follows in [Figure D.28 on the following](#)
8 [page](#).

```
RPoint = Record
  Case UsePolar : Boolean of
    False : (X, Y : Real);
    True  : (Radius, Theta : Real);
  end;
end;
```

Figure D.27: Pascal variant record example: source

Appendix D. Examples (Informative)

```
! Description for type RPoint
!
1$: DW_TAG_structure_type
    DW_AT_name("RPoint")
    DW_TAG_variant_part
        DW_AT_discr (reference to 2$)
2$:    DW_TAG_member
        DW_AT_name("UsePolar")
        DW_AT_type(reference to Boolean)
    DW_TAG_variant
        DW_AT_discr_value(constant 0)
        DW_TAG_member
            DW_AT_name("X")
            DW_AT_type(reference to Real)
            DW_AT_data_member_location(1)
        DW_TAG_member
            DW_AT_name("Y")
            DW_AT_type(reference to Real)
            DW_AT_data_member_location(5)
    DW_TAG_variant
        DW_AT_discr_value(constant 1)
        DW_TAG_member
            DW_AT_name("Radius")
            DW_AT_type(reference to Real)
            DW_AT_data_member_location(1)
        DW_TAG_member
            DW_AT_name("Theta")
            DW_AT_type(reference to Real)
            DW_AT_data_member_location(5)
```

Figure D.28: Pascal variant record example: DWARF description

1 Notice that the "tag" (member UsePolar in this case) is the first child of the
2 variant part. A "tagless" version of this example would simply delete "UsePolar :"
3 from the second line of the source (so that the tag has no name, hence is not
4 visible). In the DWARF description, the member entry and name for UsePolar
5 are then deleted, as is the `DW_AT_discr` attribute, and the remaining type
6 attribute is made an attribute of the containing variant part entry.

1 D.2.10.2 Ada Variant Entry Example

2 An Ada example variant part is illustrated in Figure D.29 following. The
3 corresponding DWARF is shown in Figure D.30 on the next page.

```
type R (D : integer) is
  record
    A : integer;
    case D is
      when 0 =>
        F : float;
      when 1 =>
        N : integer;
      when others =>
        null;
    end case;
  end record;
```

Figure D.29: Ada variant record example: source

4 For Ada, note that the tag is not "declared" as part of the variant part construct.
5 Rather the variant part refers to a discriminant of the containing type which
6 necessarily occurs as an initial member in the sequence of record components.
7 This reference is implemented as a [DW_AT_discr](#) attribute of the
8 [DW_TAG_variant_part](#) entry.

Appendix D. Examples (Informative)

```
DW_TAG_structure_type
  DW_AT_name("r")
1$: DW_TAG_member          ! Discriminant
    DW_AT_type(reference to integer)
    DW_AT_data_member_location(DW_OP_plus_uconst 0)
    DW_AT_name("d")
  DW_TAG_member
    DW_AT_type(reference to integer)
    DW_AT_data_member_location(DW_OP_plus_uconst 4)
    DW_AT_name("a")
  DW_TAG_variant_part
    DW_AT_discr(reference to 1$)
    DW_TAG_variant
      DW_AT_discr_value(0)
      DW_TAG_member
        DW_AT_type(reference to float)
        DW_AT_data_member_location(DW_OP_plus_uconst 8)
        DW_AT_name("f")
    DW_TAG_variant
      DW_AT_discr_value(1)
      DW_TAG_member
        DW_AT_type(reference to integer)
        DW_AT_data_member_location(DW_OP_plus_uconst 8)
        DW_AT_name("n")
  DW_TAG_variant
    ! No members described for the "others" variant
```

Figure D.30: Ada variant record example: DWARF description

1 D.2.10.3 Rust Enum Example

2 While Rust does not have a variant record concept similar to that in Pascal or
3 Ada, it does use a similar mechanism in the implementation of enums. To
4 illustrate, consider the enumeration in Figure D.31 following. This can be
5 described in DWARF as shown in Figure D.32 on the following page.

```
enum Message {
  F(f64),
  U(u32),
  N(i32)
}
```

Figure D.31: Rust enum example: source

Appendix D. Examples (Informative)

```
DW_TAG_structure_type
  DW_AT_name("Message")
  DW_TAG_variant_part
    DW_AT_discr(reference to $1)
$1: DW_TAG_member ! Artificial discriminant
     DW_AT_type(reference to u32)
     DW_AT_data_member_location(0)
     DW_AT_artificial(1)
  DW_TAG_variant
     DW_AT_discr_value(0)
     DW_TAG_member
       DW_AT_type(reference to f32)
       DW_AT_name("F")
       DW_AT_data_member_location(4)
  DW_TAG_variant
     DW_AT_discr_value(1)
     DW_TAG_member
       DW_AT_type(reference to u32)
       DW_AT_name("U")
       DW_AT_data_member_location(4)
  DW_TAG_variant
     DW_AT_discr_value(2)
     DW_TAG_member
       DW_AT_type(reference to i32)
       DW_AT_name("N")
       DW_AT_data_member_location(4)
```

Figure D.32: Rust enum example: DWARF description

1 D.3 Namespace Examples

2 The C++ example in Figure D.33 is used to illustrate the representation of
 3 namespaces. The DWARF representation in Figure D.34 on the following page is
 4 appropriate.

```

namespace {
    int i;
}
namespace A {
    namespace B {
        int j;
        int myfunc (int a);
        float myfunc (float f) { return f - 2.0; }
        int myfunc2(int a) { return a + 2; }
    }
}
namespace Y {
    using A::B::j;           // (1) using declaration
    int foo;
}
using A::B::j;             // (2) using declaration
namespace Foo = A::B;     // (3) namespace alias
using Foo::myfunc;        // (4) using declaration
using namespace Foo;      // (5) using directive
namespace A {
    namespace B {
        using namespace Y; // (6) using directive
        int k;
    }
}
int Foo::myfunc(int a)
{
    i = 3;
    j = 4;
    return myfunc2(3) + j + i + a + 2;
}

```

Figure D.33: Namespace example #1: source fragment

Appendix D. Examples (Informative)

part 1 of 2

```
1$: DW_TAG_base_type
    DW_AT_name("int")
    ...
2$: DW_TAG_base_type
    DW_AT_name("float")
    ...
6$: DW_TAG_namespace
    ! no DW_AT_name attribute
    DW_AT_export_symbols           ! Implied by C++, but can be explicit
    DW_TAG_variable
        DW_AT_name("i")
        DW_AT_type(reference to 1$)
        DW_AT_location ...
    ...
10$: DW_TAG_namespace
    DW_AT_name("A")
20$: DW_TAG_namespace
    DW_AT_name("B")
30$: DW_TAG_variable
    DW_AT_name("j")
    DW_AT_type(reference to 1$)
    DW_AT_location ...
    ...
34$: DW_TAG_subprogram
    DW_AT_name("myfunc")
    DW_AT_type(reference to 1$)
    ...
36$: DW_TAG_subprogram
    DW_AT_name("myfunc")
    DW_AT_type(reference to 2$)
    ...
38$: DW_TAG_subprogram
    DW_AT_name("myfunc2")
    DW_AT_low_pc ...
    DW_AT_high_pc ...
    DW_AT_type(reference to 1$)
    ...
```

Figure D.34: Namespace example #1: DWARF description

Appendix D. Examples (Informative)

part 2 of 2

```
40$: DW_TAG_namespace
    DW_AT_name("Y")
    DW_TAG_imported_declaration          ! (1) using-declaration
        DW_AT_import(reference to 30$)
    DW_TAG_variable
        DW_AT_name("foo")
        DW_AT_type(reference to 1$)
        DW_AT_location ...
    ...
    DW_TAG_imported_declaration          ! (2) using declaration
        DW_AT_import(reference to 30$)
    DW_TAG_imported_declaration          ! (3) namespace alias
        DW_AT_name("Foo")
        DW_AT_import(reference to 20$)
    DW_TAG_imported_declaration          ! (4) using declaration
        DW_AT_import(reference to 34$)          ! - part 1
    DW_TAG_imported_declaration          ! (4) using declaration
        DW_AT_import(reference to 36$)          ! - part 2
    DW_TAG_imported_module                ! (5) using directive
        DW_AT_import(reference to 20$)
    DW_TAG_namespace
        DW_AT_extension(reference to 10$)
        DW_TAG_namespace
            DW_AT_extension(reference to 20$)
            DW_TAG_imported_module          ! (6) using directive
                DW_AT_import(reference to 40$)
            DW_TAG_variable
                DW_AT_name("k")
                DW_AT_type(reference to 1$)
                DW_AT_location ...
        ...
60$: DW_TAG_subprogram
    DW_AT_specification(reference to 34$)
    DW_AT_low_pc ...
    DW_AT_high_pc ...
    ...
```

Figure D.34: Namespace example #1: DWARF description (*concluded*)

Appendix D. Examples (Informative)

1 As a further namespace example, consider the inlined namespace shown in
2 Figure D.35. For this source, the DWARF description in Figure D.36 is
3 appropriate. In this example, `a` may be referenced either as a member of the fully
4 qualified namespace `A::B`, or as if it were defined in the enclosing namespace, `A`.

```
namespace A {  
    inline namespace B { // (1) inline namespace  
        int a;  
    }  
}  
  
void foo (void)  
{  
    using A::B::a;  
    a = 1;  
}  
  
void bar (void)  
{  
    using A::a;  
    a = 2;  
}
```

Figure D.35: Namespace example #2: source fragment

```
1$: DW_TAG_namespace  
    DW_AT_name("A")  
2$: DW_TAG_namespace  
    DW_AT_name("B")  
    DW_AT_export_symbols  
3$: DW_TAG_variable  
    DW_AT_name("a")
```

Figure D.36: Namespace example #2: DWARF description

1 D.4 Member Function Examples

2 Consider the member function example fragment in Figure D.37. The DWARF
3 representation in Figure D.38 is appropriate.

```
class A
{
    void func1(int x1);
    void func2() const;
    static void func3(int x3);
};
void A::func1(int x) {}
```

Figure D.37: Member function example: source fragment

part 1 of 2

```
2$: DW_TAG_base_type
    DW_AT_name("int")
    ...
3$: DW_TAG_class_type
    DW_AT_name("A")
    ...
4$: DW_TAG_pointer_type
    DW_AT_type(reference to 3$)
    ...
5$: DW_TAG_const_type
    DW_AT_type(reference to 3$)
    ...
6$: DW_TAG_pointer_type
    DW_AT_type(reference to 5$)
    ...
7$: DW_TAG_subprogram
    DW_AT_declaration
    DW_AT_name("func1")
    DW_AT_object_pointer(reference to 8$)
        ! References a formal parameter in this
        ! member function
    ...
```

Figure D.38: Member function example: DWARF description

Appendix D. Examples (Informative)

part 2 of 2

```
8$:      DW_TAG_formal_parameter
         DW_AT_artificial(true)
         DW_AT_name("this")
         DW_AT_type(reference to 4$)
         ! Makes type of 'this' as 'A*' =>
         ! func1 has not been marked const
         ! or volatile
         DW_AT_location ...
         ...
9$:      DW_TAG_formal_parameter
         DW_AT_name(x1)
         DW_AT_type(reference to 2$)
         ...
10$:    DW_TAG_subprogram
         DW_AT_declaration
         DW_AT_name("func2")
         DW_AT_object_pointer(reference to 11$)
         ! References a formal parameter in this
         ! member function
         ...
11$:    DW_TAG_formal_parameter
         DW_AT_artificial(true)
         DW_AT_name("this")
         DW_AT_type(reference to 6$)
         ! Makes type of 'this' as 'A const*' =>
         !   func2 marked as const
         DW_AT_location ...
         ...
12$:    DW_TAG_subprogram
         DW_AT_declaration
         DW_AT_name("func3")
         ...
         ! No object pointer reference formal parameter
         ! implies func3 is static
13$:    DW_TAG_formal_parameter
         DW_AT_name(x3)
         DW_AT_type(reference to 2$)
         ...
```

Figure D.38: Member function example: DWARF description (*concluded*)

Appendix D. Examples (Informative)

1 As a further example illustrating &- and &&-qualification of member functions,
2 consider the member function example fragment in Figure D.39. The DWARF
3 representation in Figure D.40 on the next page is appropriate.

```
class A {
public:
    void f() const &&;
};

void g() {
    A a;
    // The type of pointer is "void (A::*)() const &&".
    auto pointer_to_member_function = &A::f;
}
```

Figure D.39: Reference- and rvalue-reference-qualification example: source fragment

Appendix D. Examples (Informative)

```
100$: DW_TAG_class_type
      DW_AT_name("A")
      DW_TAG_subprogram
        DW_AT_name("f")
        DW_AT_rvalue_reference(0x01)
        DW_TAG_formal_parameter
          DW_AT_type(ref to 200$)      ! to const A*
          DW_AT_artificial(0x01)

200$: ! const A*
      DW_TAG_pointer_type
        DW_AT_type(ref to 300$)      ! to const A

300$: ! const A
      DW_TAG_const_type
        DW_AT_type(ref to 100$)      ! to class A

400$: ! mfptra
      DW_TAG_ptr_to_member_type
        DW_AT_type(ref to 500$)      ! to functype
        DW_AT_containing_type(ref to 100$) ! to class A

500$: ! functype
      DW_TAG_subroutine_type
        DW_AT_rvalue_reference(0x01)
        DW_TAG_formal_parameter
          DW_AT_type(ref to 200$)      ! to const A*
          DW_AT_artificial(0x01)

600$: DW_TAG_subprogram
      DW_AT_name("g")
      DW_TAG_variable
        DW_AT_name("a")
        DW_AT_type(ref to 100$)      ! to class A
      DW_TAG_variable
        DW_AT_name("pointer_to_member_function")
        DW_AT_type(ref to 400$)
```

Figure D.40: Reference- and rvalue-reference-qualification example: DWARF description

D.5 Line Number Examples

D.5.1 Line Number Header Example

Figure D.41 illustrates a line number header (see Section 6.2.4 on page 164). There are multiple alternative filename formats, which include the source and URL types.

| Field Number | Field Name | Value(s) |
|--------------|------------------------------------|---------------------------------------------------------------------------------------------------------------------------------------------------------------------------------------------------------------------------------------------------------|
| 1 | unit_length | <unit length> |
| 2 | version | 6 |
| 3 | address_size | 4 or 8 |
| 4 | <i>Reserved</i> | 0 |
| 5 | header_length | <header length> |
| 6 | minimum_instruction_length | 1 |
| 7 | maximum_operations_per_instruction | 1 |
| 8 | default_is_stmt | 1 (true) |
| 9 | line_base | -3 |
| 10 | line_range | 12 |
| 11 | opcode_base | 13 |
| 12 | standard_opcode_lengths | [0,1,1,1,1,0,0,0,0,0,0,1] |
| 13 | directory_format_count | 1 |
| 14 | directory_format_table | [DW_LNCT_path, DW_FORM_string], [0, 0] |
| 15 | directories_count | 1 |
| 16 | directories | [0, <directory path string>] |
| 17 | file_name_format_count | 3 |
| 18 | file_name_format_table | [DW_LNCT_source, DW_FORM_strp], [0, 0] [DW_LNCT_path, DW_FORM_string], [DW_LNCT_directory_index, DW_FORM_udata], [DW_LNCT_timestamp, DW_FORM_udata], [DW_LNCT_size, DW_FORM_udata], [0, 0], [DW_LNCT_URL, DW_FORM_strp], [0, 0] |
| 19 | file_names_count | 4 |
| 20 | file_names | [0, {<source string offset>}], [2, {<URL string offset>}], [1, {<name string 1>, <directory index=0>, <timestamp 1>, <size 1>}], [1, {<name string 2>, <directory index=0>, <timestamp 2>, <size 2>}] |

Figure D.41: Example line number program header

D.5.2 Line Number Special Opcode Example

Given the example header in Figure D.41 on the preceding page, we can use a special opcode whenever two successive rows in the matrix have source line numbers differing by any value within the range [-3, 8] and (because of the limited number of opcodes available) when the difference between addresses is within the range [0, 20]. The resulting opcode mapping is shown in Figure D.42.

Note in the bottom row of the figure that not all line advances are available for the maximum operation advance.

| Operation Advance | Line Advance | | | | | | | | | | | |
|----------------------|--------------|-----|-----|-----|-----|-----|-----|-----|-----|-----|-----|-----|
| | -3 | -2 | -1 | 0 | 1 | 2 | 3 | 4 | 5 | 6 | 7 | 8 |
| 0 | 13 | 14 | 15 | 16 | 17 | 18 | 19 | 20 | 21 | 22 | 23 | 24 |
| 1 | 25 | 26 | 27 | 28 | 29 | 30 | 31 | 32 | 33 | 34 | 35 | 36 |
| 2 | 37 | 38 | 39 | 40 | 41 | 42 | 43 | 44 | 45 | 46 | 47 | 48 |
| 3 | 49 | 50 | 51 | 52 | 53 | 54 | 55 | 56 | 57 | 58 | 59 | 60 |
| 4 | 61 | 62 | 63 | 64 | 65 | 66 | 67 | 68 | 69 | 70 | 71 | 72 |
| 5 | 73 | 74 | 75 | 76 | 77 | 78 | 79 | 80 | 81 | 82 | 83 | 84 |
| 6 | 85 | 86 | 87 | 88 | 89 | 90 | 91 | 92 | 93 | 94 | 95 | 96 |
| 7 | 97 | 98 | 99 | 100 | 101 | 102 | 103 | 104 | 105 | 106 | 107 | 108 |
| 8 | 109 | 110 | 111 | 112 | 113 | 114 | 115 | 116 | 117 | 118 | 119 | 120 |
| 9 | 121 | 122 | 123 | 124 | 125 | 126 | 127 | 128 | 129 | 130 | 131 | 132 |
| 10 | 133 | 134 | 135 | 136 | 137 | 138 | 139 | 140 | 141 | 142 | 143 | 144 |
| 11 | 145 | 146 | 147 | 148 | 149 | 150 | 151 | 152 | 153 | 154 | 155 | 156 |
| 12 | 157 | 158 | 159 | 160 | 161 | 162 | 163 | 164 | 165 | 166 | 167 | 168 |
| 13 | 169 | 170 | 171 | 172 | 173 | 174 | 175 | 176 | 177 | 178 | 179 | 180 |
| 14 | 181 | 182 | 183 | 184 | 185 | 186 | 187 | 188 | 189 | 190 | 191 | 192 |
| 15 | 193 | 194 | 195 | 196 | 197 | 198 | 199 | 200 | 201 | 202 | 203 | 204 |
| 16 | 205 | 206 | 207 | 208 | 209 | 210 | 211 | 212 | 213 | 214 | 215 | 216 |
| 17 | 217 | 218 | 219 | 220 | 221 | 222 | 223 | 224 | 225 | 226 | 227 | 228 |
| 18 | 229 | 230 | 231 | 232 | 233 | 234 | 235 | 236 | 237 | 238 | 239 | 240 |
| 19 | 241 | 242 | 243 | 244 | 245 | 246 | 247 | 248 | 249 | 250 | 251 | 252 |
| 20 | 253 | 254 | 255 | | | | | | | | | |

Figure D.42: Example line number special opcode mapping

There is no requirement that the expression $255 - \text{line_base} + 1$ be an integral multiple of line_range .

1 **D.5.3 Line Number Program Example**

2 Consider the simple source file and the resulting machine code for the Intel 8086
3 processor in Figure D.43.

```

1: int
2: main()
   0x239: push pb
   0x23a: mov bp,sp
3: {
4: printf("Omit needless words\n");
   0x23c: mov ax,0xaa
   0x23f: push ax
   0x240: call _printf
   0x243: pop cx
5: exit(0);
   0x244: xor ax,ax
   0x246: push ax
   0x247: call _exit
   0x24a: pop cx
6: }
   0x24b: pop bp
   0x24c: ret
7: 0x24d:

```

Figure D.43: Line number program example: machine code

4 Suppose the line number program header includes the same values and resulting
5 encoding illustrated in the previous Section D.5.2 on the previous page.

6 Table D.2 on the following page shows one encoding of the line number
7 program, which occupies 12 bytes.

Appendix D. Examples (Informative)

Table D.2: Line number program example: one encoding

| Opcode | Operand | Byte Stream |
|-------------------------------------|---------------|---------------------------|
| DW_LNS_advance_pc | LEB128(0x239) | 0x2, 0xb9, 0x04 |
| SPECIAL† (2, 0) | | 0x12 (18 ₁₀) |
| SPECIAL† (2, 3) | | 0x36 (54 ₁₀) |
| SPECIAL† (1, 8) | | 0x71 (113 ₁₀) |
| SPECIAL† (1, 7) | | 0x65 (101 ₁₀) |
| DW_LNS_advance_pc | LEB128(2) | 0x2, 0x2 |
| DW_LNE_end_sequence | | 0x0, 0x1, 0x1 |

† The opcode notation SPECIAL(*m*,*n*) indicates the special opcode generated for a line advance of *m* and an operation advance of *n*.

1 Table D.3 shows an alternate encoding of the same program using standard
 2 opcodes to advance the program counter; this encoding occupies 22 bytes.

Table D.3: Line number program example: alternate encoding

| Opcode | Operand | Byte Stream |
|-----------------------------------------|---------|--------------------------|
| DW_LNS_fixed_advance_pc | 0x239 | 0x9, 0x39, 0x2 |
| SPECIAL† (2, 0) | | 0x12 (18 ₁₀) |
| DW_LNS_fixed_advance_pc | 0x3 | 0x9, 0x3, 0x0 |
| SPECIAL† (2, 0) | | 0x12 (18 ₁₀) |
| DW_LNS_fixed_advance_pc | 0x8 | 0x9, 0x8, 0x0 |
| SPECIAL† (1, 0) | | 0x11 (17 ₁₀) |
| DW_LNS_fixed_advance_pc | 0x7 | 0x9, 0x7, 0x0 |
| SPECIAL† (1, 0) | | 0x11 (17 ₁₀) |
| DW_LNS_fixed_advance_pc | 0x2 | 0x9, 0x2, 0x0 |
| DW_LNE_end_sequence | | 0x0, 0x1, 0x1 |

† SPECIAL is defined the same as in the preceding Table D.2.

D.6 Call Frame Information Example

The following example uses a hypothetical RISC machine in the style of the Motorola 88000.

- Memory is byte addressed.
- Instructions are all 4 bytes each and word aligned.
- Instruction operands are typically of the form:
`<destination.reg>, <source.reg>, <constant>`
- The address for the load and store instructions is computed by adding the contents of the source register with the constant.
- There are eight 4-byte registers:

R0 always 0

R1 holds return address on call

R2-R3 temp registers (not preserved on call)

R4-R6 preserved on call

R7 stack pointer

- The stack grows in the negative direction.
- The architectural ABI committee specifies that the stack pointer (R7) is the same as the CFA

Figure D.44 following shows two code fragments from a subroutine called foo that uses a frame pointer (in addition to the stack pointer). The first column values are byte addresses. `<fs>` denotes the stack frame size in bytes, namely 12.

An abstract table (see Section 6.4.1 on page 184) for the foo subroutine is shown in Table D.4 following. Corresponding fragments from the `.debug_frame` section are shown in Table D.5 on page 351.

The following notations apply in Table D.4 on the following page:

1. R8 is the return address
2. s = same_value rule
3. u = undefined rule
4. rN = register(N) rule
5. cN = offset(N) rule
6. a = architectural rule

Appendix D. Examples (Informative)

```

    ;; start prologue
foo    sub   R7, R7, <fs>           ; Allocate frame
foo+4  store R1, R7, (<fs>-4)      ; Save the return address
foo+8  store R6, R7, (<fs>-8)      ; Save R6
foo+12 add   R6, R7, 0             ; R6 is now the Frame ptr
foo+16 store R4, R6, (<fs>-12)     ; Save a preserved reg
    ;; This subroutine does not change R5
    ...
    ;; Start epilogue (R7 is returned to entry value)
foo+64 load  R4, R6, (<fs>-12)    ; Restore R4
foo+68 load  R6, R7, (<fs>-8)     ; Restore R6
foo+72 load  R1, R7, (<fs>-4)     ; Restore return address
foo+76 add   R7, R7, <fs>         ; Deallocate frame
foo+80 jump  R1                   ; Return
foo+84

```

Figure D.44: Call frame information example: machine code fragments

Table D.4: Call frame information example: conceptual matrix

| Location | CFA | R0 | R1 | R2 | R3 | R4 | R5 | R6 | R7 | R8 |
|----------|---------|----|----|----|----|------|----|-----|----|-----|
| foo | [R7]+0 | s | u | u | u | s | s | s | a | r1 |
| foo+4 | [R7]+fs | s | u | u | u | s | s | s | a | r1 |
| foo+8 | [R7]+fs | s | u | u | u | s | s | s | a | c-4 |
| foo+12 | [R7]+fs | s | u | u | u | s | s | c-8 | a | c-4 |
| foo+16 | [R6]+fs | s | u | u | u | s | s | c-8 | a | c-4 |
| foo+20 | [R6]+fs | s | u | u | u | c-12 | s | c-8 | a | c-4 |
| ... | | | | | | | | | | |
| foo+64 | [R6]+fs | s | u | u | u | c-12 | s | c-8 | a | c-4 |
| foo+68 | [R6]+fs | s | u | u | u | s | s | c-8 | a | c-4 |
| foo+72 | [R7]+fs | s | u | u | u | s | s | s | a | c-4 |
| foo+76 | [R7]+fs | s | u | u | u | s | s | s | a | r1 |
| foo+80 | [R7]+0 | s | u | u | u | s | s | s | a | r1 |

Appendix D. Examples (Informative)

Table D.5: Call frame information example: common information entry encoding

| Address | Value | Comment |
|---------|------------------------|-------------------------------|
| cie | 36 | length |
| cie+4 | 0xffffffff | CIE_id |
| cie+8 | 4 | version |
| cie+9 | 0 | augmentation |
| cie+10 | 4 | address size |
| cie+11 | 0 | <i>Reserved</i> |
| cie+12 | 4 | code_alignment_factor, <caf > |
| cie+13 | -4 | data_alignment_factor, <daf > |
| cie+14 | 8 | R8 is the return addr. |
| cie+15 | DW_CFA_def_cfa (7, 0) | CFA = [R7]+0 |
| cie+18 | DW_CFA_same_value (0) | R0 not modified (=0) |
| cie+20 | DW_CFA_undefined (1) | R1 scratch |
| cie+22 | DW_CFA_undefined (2) | R2 scratch |
| cie+24 | DW_CFA_undefined (3) | R3 scratch |
| cie+26 | DW_CFA_same_value (4) | R4 preserve |
| cie+28 | DW_CFA_same_value (5) | R5 preserve |
| cie+30 | DW_CFA_same_value (6) | R6 preserve |
| cie+32 | DW_CFA_same_value (7) | R7 preserve |
| cie+34 | DW_CFA_register (8, 1) | R8 is in R1 |
| cie+37 | DW_CFA_nop | padding |
| cie+38 | DW_CFA_nop | padding |
| cie+39 | DW_CFA_nop | padding |
| cie+40 | | |

Appendix D. Examples (Informative)

Table D.6: Call frame information example: frame description entry encoding

| Address | Value | Comment† |
|---------|----------------------------|--------------------------|
| fde | 40 | length |
| fde+4 | cie | CIE_ptr |
| fde+8 | foo | initial_location |
| fde+12 | 84 | address_range |
| fde+16 | DW_CFA_advance_loc(1) | instructions |
| fde+17 | DW_CFA_def_cfa_offset(12) | <fs> |
| fde+19 | DW_CFA_advance_loc(1) | 4/<caf> |
| fde+20 | DW_CFA_offset(8,1) | -4/<daf>(2nd parameter) |
| fde+22 | DW_CFA_advance_loc(1) | |
| fde+23 | DW_CFA_offset(6,2) | -8/<daf>(2nd parameter) |
| fde+25 | DW_CFA_advance_loc(1) | |
| fde+26 | DW_CFA_def_cfa_register(6) | |
| fde+28 | DW_CFA_advance_loc(1) | |
| fde+29 | DW_CFA_offset(4,3) | -12/<daf>(2nd parameter) |
| fde+31 | DW_CFA_advance_loc(12) | 44/<caf> |
| fde+32 | DW_CFA_restore(4) | |
| fde+33 | DW_CFA_advance_loc(1) | |
| fde+34 | DW_CFA_restore(6) | |
| fde+35 | DW_CFA_def_cfa_register(7) | |
| fde+37 | DW_CFA_advance_loc(1) | |
| fde+38 | DW_CFA_restore(8) | |
| fde+39 | DW_CFA_advance_loc(1) | |
| fde+40 | DW_CFA_def_cfa_offset(0) | |
| fde+42 | DW_CFA_nop | padding |
| fde+43 | DW_CFA_nop | padding |
| fde+44 | | |

¹ †The following notations apply: <fs> = frame size, <caf> = code alignment
² factor, and <daf> = data alignment factor.

1 D.7 Inlining Examples

2 The pseudo-source in Figure D.45 following is used to illustrate the use of
 3 DWARF to describe inlined subroutine calls. This example involves a nested
 4 subprogram INNER that makes uplevel references to the formal parameter and
 5 local variable of the containing subprogram OUTER.

```

inline procedure OUTER (OUTER_FORMAL : integer) =
  begin
    OUTER_LOCAL : integer;
    procedure INNER (INNER_FORMAL : integer) =
      begin
        INNER_LOCAL : integer;
        print(INNER_FORMAL + OUTER_LOCAL);
      end;
    INNER(OUTER_LOCAL);
    ...
    INNER(31);
  end;
! Call OUTER
!
OUTER(7);

```

Figure D.45: Inlining examples: pseudo-source fragment

6 There are several approaches that a compiler might take to inlining for this sort
 7 of example. This presentation considers three such approaches, all of which
 8 involve inline expansion of subprogram OUTER. (If OUTER is not inlined, the
 9 inlining reduces to a simpler single level subset of the two level approaches
 10 considered here.)

11 The approaches are:

- 12 1. Inline both OUTER and INNER in all cases
- 13 2. Inline OUTER, multiple INNERs
 14 Treat INNER as a non-inlinable part of OUTER, compile and call a distinct
 15 normal version of INNER defined within each inlining of OUTER.
- 16 3. Inline OUTER, one INNER
 17 Compile INNER as a single normal subprogram which is called from every
 18 inlining of OUTER.

19 This discussion does not consider why a compiler might choose one of these
 20 approaches; it considers only how to describe the result.

Appendix D. Examples (Informative)

1 In the examples that follow in this section, the debugging information entries are
2 given mnemonic labels of the following form

3 `<io>.<ac>.<n>.<s>`

4 where

5 `<io>` is either INNER or OUTER to indicate to which subprogram the debugging
6 information entry applies,

7 `<ac>` is either AI or CI to indicate “abstract instance” or “concrete instance”
8 respectively,

9 `<n>` is the number of the alternative being considered, and

10 `<s>` is a sequence number that distinguishes the individual entries.

11 There is no implication that symbolic labels, nor any particular naming
12 convention, are required in actual use.

13 For conciseness, declaration coordinates and call coordinates are omitted.

14 **D.7.1 Alternative #1: inline both OUTER and INNER**

15 A suitable abstract instance for an alternative where both OUTER and INNER are
16 always inlined is shown in Figure [D.46 on the next page](#).

17 Notice in Figure [D.46](#) that the debugging information entry for INNER (labelled
18 INNER.AI.1.1\$) is nested in (is a child of) that for OUTER (labelled
19 OUTER.AI.1.1\$). Nonetheless, the abstract instance tree for INNER is considered
20 to be separate and distinct from that for OUTER.

21 The call of OUTER shown in Figure [D.45 on the preceding page](#) might be described
22 as shown in Figure [D.47 on page 356](#).

23 **D.7.2 Alternative #2: Inline OUTER, multiple INNERs**

24 In the second alternative we assume that subprogram INNER is not inlinable for
25 some reason, but subprogram OUTER is inlinable. Each concrete inlined instance
26 of OUTER has its own normal instance of INNER. The abstract instance for OUTER,
27 which includes INNER, is shown in Figure [D.48 on page 358](#).

28 Note that the debugging information in Figure [D.48](#) differs from that in Figure
29 [D.46 on the next page](#) in that INNER lacks a `DW_AT_inline` attribute and therefore
30 is not a distinct abstract instance. INNER is merely an out-of-line routine that is
31 part of OUTER’s abstract instance. This is reflected in the Figure by the fact that the
32 labels for INNER use the substring OUTER instead of INNER.

Appendix D. Examples (Informative)

```
! Abstract instance for OUTER
!
OUTER.AI.1.1$:
  DW_TAG_subprogram
    DW_AT_name("OUTER")
    DW_AT_inline(DW_INL_declared_inlined)
    ! No low/high PCs
OUTER.AI.1.2$:
  DW_TAG_formal_parameter
    DW_AT_name("OUTER_FORMAL")
    DW_AT_type(reference to integer)
    ! No location
OUTER.AI.1.3$:
  DW_TAG_variable
    DW_AT_name("OUTER_LOCAL")
    DW_AT_type(reference to integer)
    ! No location
!
! Abstract instance for INNER
!
INNER.AI.1.1$:
  DW_TAG_subprogram
    DW_AT_name("INNER")
    DW_AT_inline(DW_INL_declared_inlined)
    ! No low/high PCs
INNER.AI.1.2$:
  DW_TAG_formal_parameter
    DW_AT_name("INNER_FORMAL")
    DW_AT_type(reference to integer)
    ! No location
INNER.AI.1.3$:
  DW_TAG_variable
    DW_AT_name("INNER_LOCAL")
    DW_AT_type(reference to integer)
    ! No location
...
0
! No DW_TAG_inlined_subroutine (concrete instance)
! for INNER corresponding to calls of INNER
...
0
```

Figure D.46: Inlining example #1: abstract instance

Appendix D. Examples (Informative)

```
! Concrete instance for call "OUTER(7)"
!
OUTER.CI.1.1$:
  DW_TAG_inlined_subroutine
    ! No name
    DW_AT_abstract_origin(reference to OUTER.AI.1.1$)
    DW_AT_low_pc(...)
    DW_AT_high_pc(...)
OUTER.CI.1.2$:
  DW_TAG_formal_parameter
    ! No name
    DW_AT_abstract_origin(reference to OUTER.AI.1.2$)
    DW_AT_const_value(7)
OUTER.CI.1.3$:
  DW_TAG_variable
    ! No name
    DW_AT_abstract_origin(reference to OUTER.AI.1.3$)
    DW_AT_location(...)
!
! No DW_TAG_subprogram (abstract instance) for INNER
!
! Concrete instance for call INNER(OUTER_LOCAL)
!
INNER.CI.1.1$:
  DW_TAG_inlined_subroutine
    ! No name
    DW_AT_abstract_origin(reference to INNER.AI.1.1$)
    DW_AT_low_pc(...)
    DW_AT_high_pc(...)
    DW_AT_static_link(...)
INNER.CI.1.2$:
  DW_TAG_formal_parameter
    ! No name
    DW_AT_abstract_origin(reference to INNER.AI.1.2$)
    DW_AT_location(...)
INNER.CI.1.3$:
  DW_TAG_variable
    ! No name
    DW_AT_abstract_origin(reference to INNER.AI.1.3$)
    DW_AT_location(...)
...
0
! Another concrete instance of INNER within OUTER
! for the call "INNER(31)"
...
0
```

Figure D.47: Inlining example #1: concrete instance

Appendix D. Examples (Informative)

1 A resulting concrete inlined instance of OUTER is shown in Figure D.49 on
2 page 360.

3 Notice in Figure D.49 that OUTER is expanded as a concrete inlined instance, and
4 that INNER is nested within it as a concrete out-of-line subprogram. Because
5 INNER is cloned for each inline expansion of OUTER, only the invariant attributes
6 of INNER (for example, `DW_AT_name`) are specified in the abstract instance of
7 OUTER, and the low-level, instance-specific attributes of INNER (for example,
8 `DW_AT_low_pc`) are specified in each concrete instance of OUTER.

9 The several calls of INNER within OUTER are compiled as normal calls to the
10 instance of INNER that is specific to the same instance of OUTER that contains the
11 calls.

12 D.7.3 Alternative #3: inline OUTER, one normal INNER

13 In the third approach, one normal subprogram for INNER is compiled which is
14 called from all concrete inlined instances of OUTER. The abstract instance for
15 OUTER is shown in Figure D.50 on page 361.

16 The most distinctive aspect of that Figure is that subprogram INNER exists only
17 within the abstract instance of OUTER, and not in OUTER's concrete instance. In the
18 abstract instance of OUTER, the description of INNER has the full complement of
19 attributes that would be expected for a normal subprogram. While attributes
20 such as `DW_AT_low_pc`, `DW_AT_high_pc`, `DW_AT_location`, and so on,
21 typically are omitted from an abstract instance because they are not invariant
22 across instances of the containing abstract instance, in this case those same
23 attributes are included precisely because they are invariant – there is only one
24 subprogram INNER to be described and every description is the same.

25 A concrete inlined instance of OUTER is illustrated in Figure D.51 on page 362.

26 Notice in Figure D.51 that there is no DWARF representation for INNER at all; the
27 representation of INNER does not vary across instances of OUTER and the abstract
28 instance of OUTER includes the complete description of INNER, so that the
29 description of INNER may be (and for reasons of space efficiency, should be)
30 omitted from each concrete instance of OUTER.

Appendix D. Examples (Informative)

```
! Abstract instance for OUTER
! abstract instance
OUTER.AI.2.1$:
  DW_TAG_subprogram
    DW_AT_name("OUTER")
    DW_AT_inline(DW_INL_declared_inlined)
    ! No low/high PCs
OUTER.AI.2.2$:
  DW_TAG_formal_parameter
    DW_AT_name("OUTER_FORMAL")
    DW_AT_type(reference to integer)
    ! No location
OUTER.AI.2.3$:
  DW_TAG_variable
    DW_AT_name("OUTER_LOCAL")
    DW_AT_type(reference to integer)
    ! No location
    !
    ! Nested out-of-line INNER subprogram
    !
OUTER.AI.2.4$:
  DW_TAG_subprogram
    DW_AT_name("INNER")
    ! No DW_AT_inline
    ! No low/high PCs, frame_base, etc.
OUTER.AI.2.5$:
  DW_TAG_formal_parameter
    DW_AT_name("INNER_FORMAL")
    DW_AT_type(reference to integer)
    ! No location
OUTER.AI.2.6$:
  DW_TAG_variable
    DW_AT_name("INNER_LOCAL")
    DW_AT_type(reference to integer)
    ! No location
    ...
    0
    ...
    0
```

Figure D.48: Inlining example #2: abstract instance

1 There is one aspect of this approach that is problematical from the DWARF
2 perspective. The single compiled instance of INNER is assumed to access up-level
3 variables of OUTER; however, those variables may well occur at varying positions
4 within the frames that contain the concrete inlined instances. A compiler might
5 implement this in several ways, including the use of additional

Appendix D. Examples (Informative)

1 compiler-generated parameters that provide reference parameters for the
2 up-level variables, or a compiler-generated static link like parameter that points
3 to the group of up-level entities, among other possibilities. In either of these
4 cases, the DWARF description for the location attribute of each uplevel variable
5 needs to be different if accessed from within `INNER` compared to when accessed
6 from within the instances of `OUTER`. An implementation is likely to require
7 producer-specific DWARF attributes and/or debugging information entries to
8 describe such cases.

9 Note that in C++, a member function of a class defined within a function
10 definition does not require any producer-specific extensions because the C++
11 language disallows access to entities that would give rise to this problem.
12 (Neither `extern` variables nor `static` members require any form of static link for
13 accessing purposes.)

Appendix D. Examples (Informative)

```
! Concrete instance for call "OUTER(7)"
!  
OUTER.CI.2.1$:  
  DW_TAG_inlined_subroutine  
    ! No name  
    DW_AT_abstract_origin(reference to OUTER.AI.2.1$)  
    DW_AT_low_pc(...)  
    DW_AT_high_pc(...)  
OUTER.CI.2.2$:  
  DW_TAG_formal_parameter  
    ! No name  
    DW_AT_abstract_origin(reference to OUTER.AI.2.2$)  
    DW_AT_location(...)  
OUTER.CI.2.3$:  
  DW_TAG_variable  
    ! No name  
    DW_AT_abstract_origin(reference to OUTER.AI.2.3$)  
    DW_AT_location(...)  
!  
! Nested out-of-line INNER subprogram  
!  
OUTER.CI.2.4$:  
  DW_TAG_subprogram  
    ! No name  
    DW_AT_abstract_origin(reference to OUTER.AI.2.4$)  
    DW_AT_low_pc(...)  
    DW_AT_high_pc(...)  
    DW_AT_frame_base(...)  
    DW_AT_static_link(...)  
OUTER.CI.2.5$:  
  DW_TAG_formal_parameter  
    ! No name  
    DW_AT_abstract_origin(reference to OUTER.AI.2.5$)  
    DW_AT_location(...)  
OUTER.CI.2.6$:  
  DW_TAG_variable  
    ! No name  
    DW_AT_abstract_origin(reference to OUTER.AI.2.6$)  
    DW_AT_location(...)  
...  
0  
...  
0
```

Figure D.49: Inlining example #2: concrete instance

Appendix D. Examples (Informative)

```
! Abstract instance for OUTER
!  
OUTER.AI.3.1$:  
  DW_TAG_subprogram  
    DW_AT_name("OUTER")  
    DW_AT_inline(DW_INL_declared_inlined)  
    ! No low/high PCs  
OUTER.AI.3.2$:  
  DW_TAG_formal_parameter  
    DW_AT_name("OUTER_FORMAL")  
    DW_AT_type(reference to integer)  
    ! No location  
OUTER.AI.3.3$:  
  DW_TAG_variable  
    DW_AT_name("OUTER_LOCAL")  
    DW_AT_type(reference to integer)  
    ! No location  
!  
! Normal INNER  
!  
OUTER.AI.3.4$:  
  DW_TAG_subprogram  
    DW_AT_name("INNER")  
    DW_AT_low_pc(...)  
    DW_AT_high_pc(...)  
    DW_AT_frame_base(...)  
    DW_AT_static_link(...)  
OUTER.AI.3.5$:  
  DW_TAG_formal_parameter  
    DW_AT_name("INNER_FORMAL")  
    DW_AT_type(reference to integer)  
    DW_AT_location(...)  
OUTER.AI.3.6$:  
  DW_TAG_variable  
    DW_AT_name("INNER_LOCAL")  
    DW_AT_type(reference to integer)  
    DW_AT_location(...)  
  ...  
  0  
  ...  
  0
```

Figure D.50: Inlining example #3: abstract instance

Appendix D. Examples (Informative)

```
! Concrete instance for call "OUTER(7)"
!  
OUTER.CI.3.1$:  
  DW_TAG_inlined_subroutine  
    ! No name  
    DW_AT_abstract_origin(reference to OUTER.AI.3.1$)  
    DW_AT_low_pc(...)  
    DW_AT_high_pc(...)  
    DW_AT_frame_base(...)  
OUTER.CI.3.2$:  
  DW_TAG_formal_parameter  
    ! No name  
    DW_AT_abstract_origin(reference to OUTER.AI.3.2$)  
    ! No type  
    DW_AT_location(...)  
OUTER.CI.3.3$:  
  DW_TAG_variable  
    ! No name  
    DW_AT_abstract_origin(reference to OUTER.AI.3.3$)  
    ! No type  
    DW_AT_location(...)  
    ! No DW_TAG_subprogram for "INNER"  
...  
0
```

Figure D.51: Inlining example #3: concrete instance

1 **D.8 Constant Expression Example**

2 C++ generalizes the notion of constant expressions to include constant expression
3 user-defined literals and functions. The constant declarations in Figure D.52 can
4 be represented as illustrated in Figure D.53 on the following page.

```
constexpr double mass = 9.8;  
constexpr int square (int x) { return x * x; }  
float arr[square(9)]; // square() called and inlined
```

Figure D.52: Constant expressions: C++ source

Appendix D. Examples (Informative)

```
! For variable mass
!
1$: DW_TAG_const_type
    DW_AT_type(reference to "double")
2$: DW_TAG_variable
    DW_AT_name("mass")
    DW_AT_type(reference to 1$)
    DW_AT_const_expr(true)
    DW_AT_const_value(9.8)
! Abstract instance for square
!
10$: DW_TAG_subprogram
    DW_AT_name("square")
    DW_AT_type(reference to "int")
    DW_AT_inline(DW_INL_inlined)
11$: DW_TAG_formal_parameter
    DW_AT_name("x")
    DW_AT_type(reference to "int")
! Concrete instance for square(9)
!
20$: DW_TAG_inlined_subroutine
    DW_AT_abstract_origin(reference to 10$)
    DW_AT_const_expr(present)
    DW_AT_const_value(81)
    DW_TAG_formal_parameter
        DW_AT_abstract_origin(reference to 11$)
        DW_AT_const_value(9)
! Anonymous array type for arr
!
30$: DW_TAG_array_type
    DW_AT_type(reference to "float")
    DW_AT_byte_size(324) ! 81*4
    DW_TAG_subrange_type
        DW_AT_type(reference to "int")
        DW_AT_upper_bound(reference to 20$)
! Variable arr
!
40$: DW_TAG_variable
    DW_AT_name("arr")
    DW_AT_type(reference to 30$)
```

Figure D.53: Constant expressions: DWARF description

1 **D.9 Unicode Character Example**

2 The Unicode character encodings in Figure D.54 can be described in DWARF as
3 illustrated in Figure D.55.

```
// C++ source
//
char16_t chr_a = u'h';
char32_t chr_b = U'h';
```

Figure D.54: Unicode character example: source

```
! DWARF description
!
1$: DW_TAG_base_type
   DW_AT_name("char16_t")
   DW_AT_encoding(DW_ATE_UTF)
   DW_AT_byte_size(2)
2$: DW_TAG_base_type
   DW_AT_name("char32_t")
   DW_AT_encoding(DW_ATE_UTF)
   DW_AT_byte_size(4)
3$: DW_TAG_variable
   DW_AT_name("chr_a")
   DW_AT_type(reference to 1$)
4$: DW_TAG_variable
   DW_AT_name("chr_b")
   DW_AT_type(reference to 2$)
```

Figure D.55: Unicode character example: DWARF description

1 D.10 Type-Safe Enumeration Example

2 The C++ type-safe enumerations in Figure D.56 can be described in DWARF as
 3 illustrated in Figure D.57.

```
// C++ source
//
enum class E { E1, E2=100 };
E e1;
```

Figure D.56: Type-safe enumeration example: source

```
! DWARF description
!
11$: DW_TAG_enumeration_type
    DW_AT_name("E")
    DW_AT_type(reference to "int")
    DW_AT_enum_class(present)
12$: DW_TAG_enumerator
    DW_AT_name("E1")
    DW_AT_const_value(0)
13$: DW_TAG_enumerator
    DW_AT_name("E2")
    DW_AT_const_value(100)
14$: DW_TAG_variable
    DW_AT_name("e1")
    DW_AT_type(reference to 11$)
```

Figure D.57: Type-safe enumeration example: DWARF description

1 D.11 Template Examples

2 The C++ template example in Figure D.58 can be described in DWARF as
 3 illustrated in Figure D.59.

```
// C++ source
//
template<class T>
struct wrapper {
    T comp;
};
wrapper<int> obj;
```

Figure D.58: C++ template example #1: source

```
! DWARF description
!
11$: DW_TAG_structure_type
    DW_AT_name("wrapper")
12$: DW_TAG_template_type_parameter
    DW_AT_name("T")
    DW_AT_type(reference to "int")
13$: DW_TAG_member
    DW_AT_name("comp")
    DW_AT_type(reference to 12$)
14$: DW_TAG_variable
    DW_AT_name("obj")
    DW_AT_type(reference to 11$)
```

Figure D.59: C++ template example #1: DWARF description

4 The actual type of the component `comp` is `int`, but in the DWARF the type
 5 references the `DW_TAG_template_type_parameter` for `T`, which in turn
 6 references `int`. This implies that in the original template `comp` was of type `T` and
 7 that was replaced with `int` in the instance.

Appendix D. Examples (Informative)

1 There exist situations where it is not possible for the DWARF to imply anything
2 about the nature of the original template. Consider the C++ template source in
3 Figure D.60 and the DWARF that can describe it in Figure D.61.

```
// C++ source
//
template<class T>
struct wrapper {
    T comp;
};
template<class U>
void consume(wrapper<U> formal)
{
    ...
}
wrapper<int> obj;
consume(obj);
```

Figure D.60: C++ template example #2: source

```
! DWARF description
!
11$: DW_TAG_structure_type
    DW_AT_name("wrapper")
12$: DW_TAG_template_type_parameter
    DW_AT_name("T")
    DW_AT_type(reference to "int")
13$: DW_TAG_member
    DW_AT_name("comp")
    DW_AT_type(reference to 12$)
14$: DW_TAG_variable
    DW_AT_name("obj")
    DW_AT_type(reference to 11$)
21$: DW_TAG_subprogram
    DW_AT_name("consume")
22$: DW_TAG_template_type_parameter
    DW_AT_name("U")
    DW_AT_type(reference to "int")
23$: DW_TAG_formal_parameter
    DW_AT_name("formal")
    DW_AT_type(reference to 11$)
```

Figure D.61: C++ template example #2: DWARF description

Appendix D. Examples (Informative)

1 In the [DW_TAG_subprogram](#) entry for the instance of `consume`, `U` is described as
2 `int`. The type of formal is `wrapper<U>` in the source. DWARF only represents
3 instantiations of templates; there is no entry which represents `wrapper<U>` which
4 is neither a template parameter nor a template instantiation. The type of formal is
5 described as `wrapper<int>`, the instantiation of `wrapper<U>`, in the [DW_AT_type](#)
6 attribute at 23\$. There is no description of the relationship between template type
7 parameter `T` at 12\$ and `U` at 22\$ which was used to instantiate `wrapper<U>`.

8 A consequence of this is that the DWARF information would not distinguish
9 between the existing example and one where the formal parameter of `consume`
10 were declared in the source to be `wrapper<int>`.

11 **D.12 Template Alias Examples**

12 The C++ template alias shown in [Figure D.62](#) can be described in DWARF as
13 illustrated in [Figure D.63 on the following page](#).

```
// C++ source, template alias example 1
//
template<typename T, typename U>
struct Alpha {
    T tango;
    U uniform;
};
template<typename V> using Beta = Alpha<V,V>;
Beta<long> b;
```

Figure D.62: C++ template alias example #1: source

Appendix D. Examples (Informative)

```
! DWARF representation for variable 'b'
!
20$: DW_TAG_structure_type
      DW_AT_name("Alpha")
21$: DW_TAG_template_type_parameter
      DW_AT_name("T")
      DW_AT_type(reference to "long")
22$: DW_TAG_template_type_parameter
      DW_AT_name("U")
      DW_AT_type(reference to "long")
23$: DW_TAG_member
      DW_AT_name("tango")
      DW_AT_type(reference to 21$)
24$: DW_TAG_member
      DW_AT_name("uniform")
      DW_AT_type(reference to 22$)
25$: DW_TAG_template_alias
      DW_AT_name("Beta")
      DW_AT_type(reference to 20$)
26$: DW_TAG_template_type_parameter
      DW_AT_name("V")
      DW_AT_type(reference to "long")
27$: DW_TAG_variable
      DW_AT_name("b")
      DW_AT_type(reference to 25$)
```

Figure D.63: C++ template alias example #1: DWARF description

1 Similarly, the C++ template alias shown in Figure [D.64](#) can be described in
2 DWARF as illustrated in Figure [D.65](#) on the following page.

```
// C++ source, template alias example 2
//
template<class TX> struct X { };
template<class TY> struct Y { };
template<class T> using Z = Y<T>;
X<Y<int>> y;
X<Z<int>> z;
```

Figure D.64: C++ template alias example #2: source

Appendix D. Examples (Informative)

```
! DWARF representation for X<Y<int>>
!
30$: DW_TAG_structure_type
      DW_AT_name("Y")
31$: DW_TAG_template_type_parameter
      DW_AT_name("TY")
      DW_AT_type(reference to "int")
32$: DW_TAG_structure_type
      DW_AT_name("X")
33$: DW_TAG_template_type_parameter
      DW_AT_name("TX")
      DW_AT_type(reference to 30$)
!
! DWARF representation for X<Z<int>>
!
40$: DW_TAG_template_alias
      DW_AT_name("Z")
      DW_AT_type(reference to 30$)
41$: DW_TAG_template_type_parameter
      DW_AT_name("T")
      DW_AT_type(reference to "int")
42$: DW_TAG_structure_type
      DW_AT_name("X")
43$: DW_TAG_template_type_parameter
      DW_AT_name("TX")
      DW_AT_type(reference to 40$)
!
! Note that 32$ and 42$ are actually the same type
!
50$: DW_TAG_variable
      DW_AT_name("y")
      DW_AT_type(reference to $32)
51$: DW_TAG_variable
      DW_AT_name("z")
      DW_AT_type(reference to $42)
```

Figure D.65: C++ template alias example #2: DWARF description

1 D.13 Implicit Pointer Examples

2 If the compiler determines that the value of an object is constant (either
 3 throughout the program, or within a specific range), the compiler may choose to
 4 materialize that constant only when used, rather than store it in memory or in a
 5 register. The [DW_OP_implicit_value](#) operation can be used to describe such a
 6 value. Sometimes, the value may not be constant, but still can be easily
 7 rematerialized when needed. A DWARF expression terminating in
 8 [DW_OP_stack_value](#) can be used for this case. The compiler may also eliminate
 9 a pointer value where the target of the pointer resides in memory, and the
 10 [DW_OP_stack_value](#) operator may be used to rematerialize that pointer value.
 11 In other cases, the compiler will eliminate a pointer to an object that itself needs
 12 to be materialized. Since the location of such an object cannot be represented as a
 13 memory address, a DWARF expression cannot give either the location or the
 14 actual value or a pointer variable that would refer to that object. The
 15 [DW_OP_implicit_pointer](#) operation can be used to describe the pointer, and the
 16 debugging information entry to which its first operand refers describes the value
 17 of the dereferenced object. A DWARF consumer will not be able to show the
 18 location or the value of the pointer variable, but it will be able to show the value
 19 of the dereferenced pointer.

20 Consider the C source shown in Figure D.66. Assume that the function `foo` is not
 21 inlined, that the argument `x` is passed in register 5, and that the function `foo` is
 22 optimized by the compiler into just an increment of the volatile variable `v`. Given
 23 these assumptions a possible DWARF description is shown in Figure D.67 on the
 24 following page.

```

struct S { short a; char b, c; };
volatile int v;
void foo (int x)
{
    struct S s = { x, x + 2, x + 3 };
    char *p = &s.b;
    s.a++;
    v++;
}
int main ()
{
    foo (v+1);
    return 0;
}

```

Figure D.66: C implicit pointer example #1: source

Appendix D. Examples (Informative)

```
1$: DW_TAG_structure_type
    DW_AT_name("S")
    DW_AT_byte_size(4)
10$: DW_TAG_member
    DW_AT_name("a")
    DW_AT_type(reference to "short int")
    DW_AT_data_member_location(constant 0)
11$: DW_TAG_member
    DW_AT_name("b")
    DW_AT_type(reference to "char")
    DW_AT_data_member_location(constant 2)
12$: DW_TAG_member
    DW_AT_name("c")
    DW_AT_type(reference to "char")
    DW_AT_data_member_location(constant 3)
2$: DW_TAG_subprogram
    DW_AT_name("foo")
20$: DW_TAG_formal_parameter
    DW_AT_name("x")
    DW_AT_type(reference to "int")
    DW_AT_location(DW_OP_reg5)
21$: DW_TAG_variable
    DW_AT_name("s")
    DW_AT_type(reference to S at 1$)
    DW_AT_location(expression=
        DW_OP_breg5(1) DW_OP_stack_value DW_OP_piece(2)
        DW_OP_breg5(2) DW_OP_stack_value DW_OP_piece(1)
        DW_OP_breg5(3) DW_OP_stack_value DW_OP_piece(1))
22$: DW_TAG_variable
    DW_AT_name("p")
    DW_AT_type(reference to "char *")
    DW_AT_location(expression=
        DW_OP_implicit_pointer(reference to 21$, 2))
```

Figure D.67: C implicit pointer example #1: DWARF description

1 In Figure D.67, even though variables `s` and `p` are both optimized away
2 completely, this DWARF description still allows a debugger to print the value of
3 the variable `s`, namely (2, 3, 4). Similarly, because the variable `s` does not live
4 in memory, there is nothing to print for the value of `p`, but the debugger should
5 still be able to show that `p[0]` is 3, `p[1]` is 4, `p[-1]` is 0 and `p[-2]` is 2.

Appendix D. Examples (Informative)

1 As a further example, consider the C source shown in Figure D.68. Make the
2 following assumptions about how the code is compiled:

- 3 • The function `foo` is inlined into function `main`
- 4 • The body of the `main` function is optimized to just three blocks of
5 instructions which each increment the volatile variable `v`, followed by a
6 block of instructions to return 0 from the function
- 7 • Label `label0` is at the start of the `main` function, `label1` follows the first `v++`
8 block, `label2` follows the second `v++` block and `label3` is at the end of the
9 `main` function
- 10 • Variable `b` is optimized away completely, as it isn't used
- 11 • The string literal `"opq"` is optimized away as well

12 Given these assumptions a possible DWARF description is shown in Figure D.69
13 on the next page.

```
static const char *b = "opq";
volatile int v;
static inline void foo (int *p)
{
    (*p)++;
    v++;
    p++;
    (*p)++;
    v++;
}

int main ()
{
label0:
    int a[2] = 1, 2 ;
    v++;
label1:
    foo (a);
label2:
    return a[0] + a[1] - 5;
label3:
}
```

Figure D.68: C implicit pointer example #2: source

Appendix D. Examples (Informative)

```
1$: DW_TAG_variable
    DW_AT_name("b")
    DW_AT_type(reference to "const char *")
    DW_AT_location(expression=
        DW_OP_implicit_pointer(reference to 2$, 0))
2$: DW_TAG_dwarf_procedure
    DW_AT_location(expression=
        DW_OP_implicit_value(4, {'o', 'p', 'q', '\0'}))
3$: DW_TAG_subprogram
    DW_AT_name("foo")
    DW_AT_inline(DW_INL_declared_inlined)
30$: DW_TAG_formal_parameter
    DW_AT_name("p")
    DW_AT_type(reference to "int *")
4$: DW_TAG_subprogram
    DW_AT_name("main")
40$: DW_TAG_variable
    DW_AT_name("a")
    DW_AT_type(reference to "int[2]")
    DW_AT_location(location list 98$)
41$: DW_TAG_inlined_subroutine
    DW_AT_abstract_origin(reference to 3$)
42$: DW_TAG_formal_parameter
    DW_AT_abstract_origin(reference to 30$)
    DW_AT_location(location list 99$)

! .debug_loclists section
98$: DW_LLE_start_end[<label0 in main> .. <label1 in main>)
    DW_OP_lit1 DW_OP_stack_value DW_OP_piece(4)
    DW_OP_lit2 DW_OP_stack_value DW_OP_piece(4)
    DW_LLE_start_end[<label1 in main> .. <label2 in main>)
    DW_OP_lit2 DW_OP_stack_value DW_OP_piece(4)
    DW_OP_lit2 DW_OP_stack_value DW_OP_piece(4)
    DW_LLE_start_end[<label2 in main> .. <label3 in main>)
    DW_OP_lit2 DW_OP_stack_value DW_OP_piece(4)
    DW_OP_lit3 DW_OP_stack_value DW_OP_piece(4)
    DW_LLE_end_of_list
99$: DW_LLE_start_end[<label1 in main> .. <label2 in main>)
    DW_OP_implicit_pointer(reference to 40$, 0)
    DW_LLE_start_end[<label2 in main> .. <label3 in main>)
    DW_OP_implicit_pointer(reference to 40$, 4)
    DW_LLE_end_of_list
```

Figure D.69: C implicit pointer example #2: DWARF description

1 D.14 String Type Examples

2 Consider the Fortran 2003 string type example source in Figure D.70 following.
 3 The DWARF representation in Figure D.71 on the following page is appropriate.

```

program character_kind
  use iso_fortran_env
  implicit none
  integer, parameter :: ascii =
    selected_char_kind ("ascii")
  integer, parameter :: ucs4 =
    selected_char_kind ('ISO_10646')
  character(kind=ascii, len=26) :: alphabet
  character(kind=ucs4, len=30) :: hello_world
  character (len=*), parameter :: all_digits="0123456789"

  alphabet = ascii_"abcdefghijklmnopqrstuvwxy"
  hello_world = ucs4_'Hello World and Ni Hao -- ' &
                // char (int (z'4F60'), ucs4)      &
                // char (int (z'597D'), ucs4)

  write (*,*) alphabet
  write (*,*) all_digits

  open (output_unit, encoding='UTF-8')
  write (*,*) trim (hello_world)
end program character_kind

```

Figure D.70: String type example: source

Appendix D. Examples (Informative)

```
1$: DW_TAG_base_type
    DW_AT_encoding (DW_ATE_ASCII)

2$: DW_TAG_base_type
    DW_AT_encoding (DW_ATE_UCS)
    DW_AT_byte_size (4)

3$: DW_TAG_string_type
    DW_AT_byte_size (10)

4$: DW_TAG_const_type
    DW_AT_type (reference to 3$)

5$: DW_TAG_string_type
    DW_AT_type (1$)
    DW_AT_string_length ( ... )
    DW_AT_string_length_byte_size ( ... )
    DW_AT_data_location ( ... )

6$: DW_TAG_string_type
    DW_AT_type (2$)
    DW_AT_string_length ( ... )
    DW_AT_string_length_byte_size ( ... )
    DW_AT_data_location ( ... )

7$: DW_TAG_variable
    DW_AT_name (alphabet)
    DW_AT_type (5$)
    DW_AT_location ( ... )

8$: DW_TAG_constant
    DW_AT_name (all_digits)
    DW_AT_type (4$)
    DW_AT_const_value ( ... )

9$: DW_TAG_variable
    DW_AT_name (hello_world)
    DW_AT_type (6$)
    DW_AT_location ( ... )
```

Figure D.71: String type example: DWARF representation

1 D.15 Call Site Examples

2 The following examples use a hypothetical machine which:

- 3 • Passes the first argument in register 0, the second in register 1, and the third
- 4 in register 2.
- 5 • Keeps the stack pointer in register 3.
- 6 • Has one call preserved register 4.
- 7 • Returns a function value in register 0.

8 D.15.1 Call Site Example #1 (C)

9 Consider the C source in Figure D.72 following.

```
extern void fn1 (long int, long int, long int);

long int
fn2 (long int a, long int b, long int c)
{
    long int q = 2 * a;
    fn1 (5, 6, 7);
    return 0;
}

long int
fn3 (long int x, long int (*fn4) (long int *))
{
    long int v, w, w2, z;
    w = (*fn4) (&w2);
    v = (*fn4) (&w2);
    z = fn2 (1, v + 1, w);
    {
        int v1 = v + 4;
        z += fn2 (w, v * 2, x);
    }
    return z;
}
```

Figure D.72: Call Site Example #1: Source

10 Possible generated code for this source is shown using a suggestive pseudo-
 11 assembly notation in Figure D.73 on the next page.

Appendix D. Examples (Informative)

```
fn2:
L1:
    %reg2 = 7    ! Load the 3rd argument to fn1
    %reg1 = 6    ! Load the 2nd argument to fn1
    %reg0 = 5    ! Load the 1st argument to fn1
L2:
    call fn1
    %reg0 = 0    ! Load the return value from the function
    return
L3:
fn3:
    ! Decrease stack pointer to reserve local stack frame
    %reg3 = %reg3 - 32
    [%reg3] = %reg4    ! Save the call preserved register to
                        ! stack
    [%reg3 + 8] = %reg0 ! Preserve the x argument value
    [%reg3 + 16] = %reg1 ! Preserve the fn4 argument value
    %reg0 = %reg3 + 24 ! Load address of w2 as argument
    call %reg1         ! Call fn4 (indirect call)
L6:
    %reg2 = [%reg3 + 16] ! Load the fn4 argument value
    [%reg3 + 16] = %reg0 ! Save the result of the first call (w)
    %reg0 = %reg3 + 24 ! Load address of w2 as argument
    call %reg2         ! Call fn4 (indirect call)
L7:
    %reg4 = %reg0       ! Save the result of the second call (v)
                        ! into register.
    %reg2 = [%reg3 + 16] ! Load 3rd argument to fn2 (w)
    %reg1 = %reg4 + 1   ! Compute 2nd argument to fn2 (v + 1)
    %reg0 = 1          ! Load 1st argument to fn2
    call fn2
L4:
    %reg2 = [%reg3 + 8] ! Load the 3rd argument to fn2 (x)
    [%reg3 + 8] = %reg0 ! Save the result of the 3rd call (z)
    %reg0 = [%reg3 + 16] ! Load the 1st argument to fn2 (w)
    %reg1 = %reg4 + %reg4 ! Compute the 2nd argument to fn2 (v * 2)
    call fn2
L5:
    %reg2 = [%reg3 + 8] ! Load the value of z from the stack
    %reg0 = %reg0 + %reg2 ! Add result from the 4th call to it
L8:
    %reg4 = [%reg3]     ! Restore original value of call preserved
                        ! register
    %reg3 = %reg3 + 32 ! Leave stack frame
    return
```

Figure D.73: Call Site Example #1: Code

Appendix D. Examples (Informative)

1 The location list for variable `a` in function `fn2` might look like the following
2 (where the notation “*Range* [`m` .. `n`]” specifies the range of addresses from `m`
3 through but not including `n` over which the following location description
4 applies):

```
! Before the assignment to register 0, the argument a is live in register 0
!  
Range [L1 .. L2)  
    DW_OP_reg0  
  
! Afterwards, it is not. The value can perhaps be looked up in the caller  
!  
Range [L2 .. L3)  
    DW_OP_entry_value (1, DW_OP_reg0)  
    DW_OP_stack_value  
End-of-list
```

5 Similarly, the variable `q` in `fn2` then might have this location list:

```
! Before the assignment to register 0, the value of q can be computed as  
! two times the contents of register 0  
!  
Range [L1 .. L2)  
    DW_OP_lit2  
    DW_OP_breg0 0  
    DW_OP_mul  
    DW_OP_stack_value  
  
! Afterwards, it is not. It can be computed from the original value of  
! the first parameter, multiplied by two  
!  
Range [L2 .. L3)  
    DW_OP_lit2  
    DW_OP_entry_value (1, DW_OP_reg0)  
    DW_OP_mul  
    DW_OP_stack_value  
End-of-list
```

6 Variables `b` and `c` each have a location list similar to that for variable `a`, except for
7 a different label between the two ranges and they use `DW_OP_reg1` and
8 `DW_OP_reg2`, respectively, instead of `DW_OP_reg0`.

9 The call sites for all the calls in function `fn3` are children of the
10 `DW_TAG_subprogram` entry for `fn3` (or of its `DW_TAG_lexical_block` entry if

Appendix D. Examples (Informative)

1 there is any for the whole function). This is shown in Figure D.74.

part 1 of 2

```
DW_TAG_call_site
  DW_AT_call_return_pc(L6) ! First indirect call to (*fn4) in fn3.
  ! The address of the call is preserved across the call in memory at
  ! stack pointer + 16 bytes.
  DW_AT_call_target(DW_OP_breg3 16 DW_OP_deref)
  DW_TAG_call_site_parameter
    DW_AT_location(DW_OP_reg0)
    ! Value of the first parameter is equal to stack pointer + 24 bytes.
    DW_AT_call_value(DW_OP_breg3 24)
DW_TAG_call_site
  DW_AT_call_return_pc(L7) ! Second indirect call to (*fn4) in fn3.
  ! The address of the call is not preserved across the call anywhere, but
  ! could be perhaps looked up in fn3's caller.
  DW_AT_call_target(DW_OP_entry_value (1, DW_OP_reg1))
  DW_TAG_call_site_parameter
    DW_AT_location(DW_OP_reg0)
    DW_AT_call_value(DW_OP_breg3 24)
DW_TAG_call_site
  DW_AT_call_return_pc(L4) ! 3rd call in fn3, direct call to fn2
  DW_AT_call_origin(reference to fn2 DW_TAG_subprogram)
  DW_TAG_call_site_parameter
    DW_AT_call_parameter(reference to formal parameter a in subprogram fn2)
    DW_AT_location(DW_OP_reg0)
    ! First parameter to fn2 is constant 1
    DW_AT_call_value(DW_OP_lit1)
  DW_TAG_call_site_parameter
    DW_AT_call_parameter(reference to formal parameter b in subprogram fn2)
    DW_AT_location(DW_OP_reg1)
    ! Second parameter to fn2 can be computed as the value of the call
    ! preserved register 4 in the fn3 function plus one
    DW_AT_call_value(DW_OP_breg4 1)
  DW_TAG_call_site_parameter
    DW_AT_call_parameter(reference to formal parameter c in subprogram fn2)
    DW_AT_location(DW_OP_reg2)
    ! Third parameter's value is preserved in memory at fn3's stack pointer
    ! plus 16 bytes
    DW_AT_call_value(DW_OP_breg3 16 DW_OP_deref)
```

Figure D.74: Call site example #1: DWARF encoding

Appendix D. Examples (Informative)

part 2 of 2

```
DW_TAG_lexical_block
  DW_AT_low_pc(L4)
  DW_AT_high_pc(L8)
  DW_TAG_variable
    DW_AT_name("v1")
    DW_AT_type(reference to int)
    ! Value of the v1 variable can be computed as value of register 4 plus 4
    DW_AT_location(DW_OP_breg4 4 DW_OP_stack_value)
  DW_TAG_call_site
    DW_AT_call_return_pc(L5) ! 4th call in fn3, direct call to fn2
    DW_AT_call_target(reference to subprogram fn2)
    DW_TAG_call_site_parameter
      DW_AT_call_parameter(reference to formal parameter a in subprogram fn2)
      DW_AT_location(DW_OP_reg0)
      ! Value of the 1st argument is preserved in memory at fn3's stack
      !   pointer + 16 bytes.
      DW_AT_call_value(DW_OP_breg3 16 DW_OP_deref)
    DW_TAG_call_site_parameter
      DW_AT_call_parameter(reference to formal parameter b in subprogram fn2)
      DW_AT_location(DW_OP_reg1)
      ! Value of the 2nd argument can be computed using the preserved
      !   register 4 multiplied by 2
      DW_AT_call_value(DW_OP_lit2 DW_OP_reg4 0 DW_OP_mul)
    DW_TAG_call_site_parameter
      DW_AT_call_parameter(reference to formal parameter c in subprogram fn2)
      DW_AT_location(DW_OP_reg2)
      ! Value of the 3rd argument is not preserved, but could be perhaps
      !   computed from the value passed fn3's caller.
      DW_AT_call_value(DW_OP_entry_value (1, DW_OP_reg0))
```

Figure D.74 Call site example #1: DWARF encoding (*concluded*)

1 **D.15.2 Call Site Example #2 (Fortran)**

2 Consider the Fortran source in Figure D.75 which is used to illustrate how
3 Fortran's "pass by reference" parameters can be handled.

```
subroutine fn4 (n)
  integer :: n, x
  x = n
  n = n / 2
  call fn6
end subroutine
subroutine fn5 (n)
  interface fn4
    subroutine fn4 (n)
      integer :: n
    end subroutine
  end interface fn4
  integer :: n, x
  call fn4 (n)
  x = 5
  call fn4 (x)
end subroutine fn5
```

Figure D.75: Call site example #2: source

Appendix D. Examples (Informative)

1 Possible generated code for this source is shown using a suggestive pseudo-
2 assembly notation in Figure D.76.

```
fn4:
    %reg2 = [%reg0]    ! Load value of n (passed by reference)
    %reg2 = %reg2 / 2  ! Divide by 2
    [%reg0] = %reg2    ! Update value of n
    call fn6          ! Call some other function
    return

fn5:
    %reg3 = %reg3 - 8 ! Decrease stack pointer to create stack frame
    call fn4          ! Call fn4 with the same argument by reference
                    ! as fn5 has been called with

L9:
    [%reg3] = 5       ! Pass value of 5 by reference to fn4
    %reg0 = %reg3     ! Put address of the value 5 on the stack
                    ! into 1st argument register
    call fn4

L10:
    %reg3 = %reg3 + 8 ! Leave stack frame
    return
```

Figure D.76: Call site example #2: code

3 The location description for variable x in function fn4 might be:

```
DW_OP_entry_value 4 DW_OP_breg0 0 DW_OP_deref_size 4
DW_OP_stack_value
```

4 The call sites in (just) function fn5 might be as shown in Figure D.77 on the next
5 page.

Appendix D. Examples (Informative)

```
DW_TAG_call_site
  DW_AT_call_return_pc(L9)                ! First call to fn4
  DW_AT_call_origin(reference to subprogram fn4)
  DW_TAG_call_site_parameter
    DW_AT_call_parameter(reference to formal parameter n in subprogram fn4)
    DW_AT_location(DW_OP_reg0)
    ! The value of register 0 at the time of the call can be perhaps
    ! looked up in fn5's caller
    DW_AT_call_value(DW_OP_entry_value (1, DW_OP_reg0))
    ! DW_AT_call_data_location(DW_OP_push_object_address) ! left out, implicit
    ! And the actual value of the parameter can be also perhaps looked up in
    ! fn5's caller
    DW_AT_call_data_value(
      DW_OP_entry_value (4, DW_OP_breg0 0 DW_OP_deref_size 4))

DW_TAG_call_site
  DW_AT_call_return_pc(L10)               ! Second call to fn4
  DW_AT_call_origin(reference to subprogram fn4)
  DW_TAG_call_site_parameter
    DW_AT_call_parameter(reference to formal parameter n in subprogram fn4)
    DW_AT_location(DW_OP_reg0)
    ! The value of register 0 at the time of the call is equal to the stack
    ! pointer value in fn5
    DW_AT_call_value(DW_OP_breg3 0)
    ! DW_AT_call_data_location(DW_OP_push_object_address) ! left out, implicit
    ! And the value passed by reference is constant 5
    DW_AT_call_data_value(DW_OP_lit5)
```

Figure D.77: Call site example #2: DWARF encoding

1 D.16 Macro Example

2 Consider the C source in Figure D.78 following which is used to illustrate the
3 DWARF encoding of macro information (see Section 6.3 on page 176).

File a.c

```
#include "a.h"
#define FUNCTION_LIKE_MACRO(x) 4+x
#include "b.h"
```

File a.h

```
#define LONGER_MACRO 1
#define B 2
#include "b.h"
#define B 3
```

File b.h

```
#undef B
#define D 3
#define FUNCTION_LIKE_MACRO(x) 4+x
```

Figure D.78: Macro example: source

4 Two possible encodings are shown. The first, in Figure D.79 on the next page, is
5 perhaps the simplest possible encoding. It includes all macro information from
6 the main source file (a.c) as well as its two included files (a.h and b.h) in a single
7 macro unit. Further, all strings are included as immediate operands of the macro
8 operators (that is, there is no string pooling). The size of the macro unit is 160
9 bytes.

10 The second encoding, in Figure D.80 on page 387, saves space in two ways:

- 11 1. Longer strings are pooled by storing them in the `.debug_str` section where
12 they can be referenced more than once.
- 13 2. Macro information entries contained in included files are represented as
14 separate macro units which are then imported for each `#include` directive.

15 The combined size of the three macro units and their referenced strings is 129
16 bytes.

Appendix D. Examples (Informative)

```
! *** Section .debug_macro contents
! Macro unit for "a.c"
0$h:  Version:      5
      Flags:       2
           offset_size_flag: 0      ! 4-byte offsets
           debug_line_offset_flag: 1 ! Line number offset present
           opcode_operands_table_flag: 0 ! No extensions
      Offset in .debug_line section: 0 ! Line number offset
0$m:  DW_MACRO_start_file, 0, 0      ! Implicit Line: 0, File: 0 "a.c"
      DW_MACRO_start_file, 1, 1      ! #include Line: 1, File: 1 "a.h"
      DW_MACRO_define, 1, "LONGER_MACRO 1"
                                           ! #define Line: 1, String: "LONGER_MACRO 1"
      DW_MACRO_define, 2, "B 2"       ! #define Line: 2, String: "B 2"
      DW_MACRO_start_file, 3, 2      ! #include Line: 3, File: 2 "b.h"
      DW_MACRO_undef, 1, "B"         ! #undef Line: 1, String: "b"
      DW_MACRO_define, 2, "D 3"      ! #define Line: 2, String: "D 3"
      DW_MACRO_define, 3, "FUNCTION_LIKE_MACRO(x) 4+x"
                                           ! #define Line: 3,
                                           ! String: "FUNCTION_LIKE_MACRO(x) 4+x"
      DW_MACRO_end_file              ! End "b.h" -> back to "a.h"
      DW_MACRO_define, 4, "B 3"      ! #define Line: 4, String: "B 3"
      DW_MACRO_end_file              ! End "a.h" -> back to "a.c"
      DW_MACRO_define, 2, "FUNCTION_LIKE_MACRO(x) 4+x"
                                           ! #define Line: 2,
                                           ! String: "FUNCTION_LIKE_MACRO(x) 4+x"
      DW_MACRO_start_file, 3, 2      ! #include Line: 3, File: 2 "b.h"
      DW_MACRO_undef, 1, "B"         ! #undef Line: 1, String: "b"
      DW_MACRO_define, 2, "D 3"      ! #define Line: 2, String: "D 3"
      DW_MACRO_define, 3, "FUNCTION_LIKE_MACRO(x) 4+x"
                                           ! #define Line: 3,
                                           ! String: "FUNCTION_LIKE_MACRO(x) 4+x"
      DW_MACRO_end_file              ! End "b.h" -> back to "a.c"
      DW_MACRO_end_file              ! End "a.c" -> back to ""
      0                              ! End macro unit
```

Figure D.79: Macro example: simple DWARF encoding

Appendix D. Examples (Informative)

```

! *** Section .debug_macro contents
! Macro unit for "a.c"
0$h:   Version:      5
      Flags:        2
           offset_size_flag: 0      ! 4-byte offsets
           debug_line_offset_flag: 1 ! Line number offset present
           opcode_operands_table_flag: 0 ! No extensions
      Offset in .debug_line section: 0 ! Line number offset
0$m:   DW_MACRO_start_file, 0, 0    ! Implicit Line: 0, File: 0 "a.c"
      DW_MACRO_start_file, 1, 1    ! #include Line: 1, File: 1 "a.h"
      DW_MACRO_import, i$1h        ! Import unit at i$1h (lines 1-2)
      DW_MACRO_start_file, 3, 2    ! #include Line: 3, File: 2 "b.h"
      DW_MACRO_import, i$2h        ! Import unit i$2h (lines all)
      DW_MACRO_end_file            ! End "b.h" -> back to "a.h"
      DW_MACRO_define, 4, "B 3"    ! #define Line: 4, String: "B 3"
      DW_MACRO_end_file            ! End "a.h" -> back to "a.c"
      DW_MACRO_define, 2, s$1      ! #define Line: 3,
      ! String: "FUNCTION_LIKE_MACRO(x) 4+x"
      DW_MACRO_start_file, 3, 2    ! #include Line: 3, File: 2 "b.h"
      DW_MACRO_import, i$2h        ! Import unit i$2h (lines all)
      DW_MACRO_end_file            ! End "b.h" -> back to "a.c"
      DW_MACRO_end_file            ! End "a.c" -> back to ""
      0                             ! End macro unit

! Macro unit for "a.h" lines 1-2
i$1h:  Version:      5
      Flags:        0
           offset_size_flag: 0      ! 4-byte offsets
           debug_line_offset_flag: 0 ! No line number offset
           opcode_operands_table_flag: 0 ! No extensions
i$1m:  DW_MACRO_define_strp, 1, s$2 ! #define Line: 1, String: "LONGER_MACRO 1"
      DW_MACRO_define, 2, "B 2"    ! #define Line: 2, String: "B 2"
      0                             ! End macro unit

! Macro unit for "b.h"
i$2h:  Version:      5
      Flags:        0
           offset_size_flag: 0      ! 4-byte offsets
           debug_line_offset_flag: 0 ! No line number offset
           opcode_operands_table_flag: 0 ! No extensions
i$2m:  DW_MACRO_undef, 1, "B"      ! #undef Line: 1, String: "B"
      DW_MACRO_define, 2, "D 3"    ! #define Line: 2, String: "D 3"
      DW_MACRO_define_strp, 3, s$1 ! #define Line: 3,
      ! String: "FUNCTION_LIKE_MACRO(x) 4+x"
      0                             ! End macro unit

! *** Section .debug_str contents
s$1:   String: "FUNCTION_LIKE_MACRO(x) 4+x"
s$2:   String: "LONGER_MACRO 1"

```

Figure D.80: Macro example: sharable DWARF encoding

Appendix D. Examples (Informative)

1 A number of observations are worth mentioning:

- 2 • Strings that are the same size as a reference or less are better represented as
3 immediate operands. Strings longer than twice the size of a reference are
4 better stored in the string table if there are at least two references.
- 5 • There is a trade-off between the size of the macro information of a file and
6 the number of times it is included when evaluating whether to create a
7 separate macro unit. However, the amount of overhead (the size of a macro
8 header) needed to represent a unit as well as the size of the operation to
9 import a macro unit are both small.
- 10 • A macro unit need not describe all of the macro information in a file. For
11 example, in Figure D.80 the second macro unit (beginning at i\$1h) includes
12 macros from just the first two lines of file a.h.
- 13 • An implementation may be able to share macro units across object files (not
14 shown in this example). To support this, it may be advantageous to create
15 macro units in cases where they do not offer an advantage in a single
16 compilation of itself.
- 17 • The header of a macro unit that contains a [DW_MACRO_start_file](#)
18 operation must include a reference to the compilation line number header
19 to allow interpretation of the file number operands in those commands.
20 However, the presence of those offsets complicates or may preclude sharing
21 across compilations.

D.17 Parameter Default Value Examples

The default expressions for parameters `x` and `y` in the C++ function declaration in Figure D.81 can be described in DWARF as illustrated in Figure D.82.

```
void g (int x = 13;
       int y = f());
```

Figure D.81: Default value example #1: C++ source

```
DW_TAG_subprogram
  DW_AT_name ("g")

  DW_TAG_formal_parameter
    DW_AT_name ("x")
    DW_AT_type (reference to type "int")
    DW_AT_default_value@DW_FORM_sdata (13)

  DW_TAG_formal_parameter
    DW_AT_name ("y")
    DW_AT_type (reference to type "int")
    DW_AT_default_value@DW_FORM_string ("f()")
```

Figure D.82: Default value example #1: DWARF encoding

In Figure D.82, note the following:

1. This figure explicitly shows the form used by certain attributes (indicated by a trailing `@DW_FORM_XXX`) when it is critical, while the form is left implicit in most other examples.
2. The string value for `y` is three characters in length and does not include any quotes. (The quotes are an artifact of the presumed dumper tool that created this interpretation.)
3. The default value for `x` could also be encoded as `DW_AT_default_value@DW_FORM_string("13")`; however, this is generally a less convenient form and less efficient for consumers to process. a less convenient form and less efficient for consumers to process.

Appendix D. Examples (Informative)

1 A string form in `DW_AT_default_value` always represents a source code
2 fragment, even in languages that have a native string type. For example, the
3 default string parameter of the Ada function in Figure D.83 is encoded in
4 DWARF as a string containing the Ada string literal, including the source
5 quotation marks, as shown in Figure D.84.

```
procedure s (x : string := "abc";  
            y : string := "abcd"+10) is  
begin  
end s;
```

Figure D.83: Default value example #2: Ada source

```
DW_TAG_subprogram  
  DW_AT_name ("s")  
  
  DW_TAG_formal_parameter  
    DW_AT_name ("x")  
    DW_AT_type (reference to type "string")  
    DW_AT_default_value@DW_FORM_data4 (0x61626364)    ! Big-endian  
  
  DW_TAG_formal_parameter  
    DW_AT_name ("y")  
    DW_AT_type (reference to type "string")  
    DW_AT_default_value@DW_FORM_string ("\"abcd\"+10")
```

Figure D.84: Default value example #2: DWARF encoding

1 **D.18 SIMD Lane Example**

2 The following example uses a hypothetical machine with 64-bit scalar registers
3 r_0, r_1, \dots , and 256-bit vector registers v_0, v_1, \dots that supports SIMD instructions
4 with different SIMD widths. Scalar arguments are passed in scalar registers
5 starting with r_0 for the first argument.

6 Consider the source code in Figure D.85, which is implicitly widened by a
7 vectorization factor of 8 to match the 256-bit vector registers of the target
8 machine, resulting in the pseudo-code in Figure D.86 on the next page.

```
void vec_add (int dst[], int src[], int len) {
    #pragma omp simd
    for (int i = 0; i < len; ++i)
        dst[i] += src[i];
}
```

Figure D.85: SIMD Lane Example: C OpenMP Source

9 The machine code contains two instances of the source loop: one instance with
10 SIMD width 8 beginning at .l1, and one scalar instance beginning at .l2 to handle
11 any remaining elements.

12 This function may be described in DWARF as shown in Figure D.87 on page 393.

Appendix D. Examples (Informative)

```
.10:
    move.64b    r3, 0                ; i = 0
.11:
    ; implicitly 8-wide vectorized loop body
    add.64b    r4, r3, 8            ; inext = i + 8
    cmp.64b    r4, r2              ; compare inext to len
    jmp.ge     .12                  ; jump to .12 if inext >= len
    load.256b   v0, [r0+4*r3]       ; v0[n] = dst[i+n] for
    ;          n in [0..7]
.11.1:
    load.256b   v1, [r1+4*r3]       ; v1[n] = src[i+n] for
    ;          n in [0..7]
.11.2:
    ; add 8 elements
    add.simd-8 v0, v0, v1          ; v0[n] = v0[n] + v1[n] for
    ;          n in [0..7]
    store.256b [r0+4*r3], v0       ; dst[i+n] = v0[n] for
    ;          n in [0..7]
.11.3:
    mov.64b    r3, r4              ; i = inext
    jmp        .11                  ; loop back for more
.12:
    ; scalar loop body
    add.64b    r4, r3, 1           ; inext = i + 1
    cmp.64b    r4, r2              ; compare inext to len
    jmp.ge     .13                  ; jump to .13 if inext >= len
    load.32b   r5, [r0+4*r3]       ; r5 = dst[i]
.12.1:
    load.32b   r6, [r1+4*r3]       ; r6 = src[i]
.12.2:
    ; add a single element
    add.32b    r5, r5, r6          ; r5 = r5 + r6
    store.32b  [r0+4*r3], r5       ; dst[i] = r5
.12.3:
    mov.64b    r3, r4              ; i = inext
    jmp        .12                  ; loop back for more
.13:
    return
```

Figure D.86: SIMD Lane Example: Pseudo-Assembly Code

Appendix D. Examples (Informative)

```
DW_TAG_subprogram
  DW_AT_name ("vec_add")
  DW_AT_num_lanes .vallist.0
  ...
  DW_TAG_variable
    DW_AT_name ("i")
    DW_AT_type (reference to type int)
    DW_AT_location .loclist.1
    ...

.vallist.0:
  range [.11, .12)
    DW_OP_lit8
  end-of-list

.loclist.1:
  range [.10, .11)
    DW_OP_regx r3
  range [.11, .12)
    DW_OP_bregx r3, 0
    DW_OP_push_lane
    DW_OP_plus
    DW_OP_stack_value
  range [.12, .14)
    DW_OP_regx r3
  end-of-list
```

Figure D.87: SIMD Lane Example: DWARF Encoding

Appendix E

DWARF Compression and Duplicate Elimination (Informative)

DWARF can use a lot of disk space.

This is especially true for C++, where the depth and complexity of headers can mean that many, many (possibly thousands of) declarations are repeated in every compilation unit. C++ templates can also mean that some functions and their DWARF descriptions get duplicated.

This Appendix describes techniques for using the DWARF representation in combination with features and characteristics of some common object file representations to reduce redundancy without losing information. It is worth emphasizing that none of these techniques are necessary to provide a complete and accurate DWARF description; they are solely concerned with reducing the size of DWARF information.

The techniques described here depend more directly and more obviously on object file concepts and linker mechanisms than most other parts of DWARF. While the presentation tends to use the vocabulary of specific systems, this is primarily to aid in describing the techniques by appealing to well-known terminology. These techniques can be employed on any system that supports certain general functional capabilities (described below).

E.1 Using Compilation Units

E.1.1 Overview

The general approach is to break up the debug information of a compilation into separate normal and partial compilation units, each consisting of one or more

Appendix E. Compression (Informative)

1 sections. By arranging that a sufficiently similar partitioning occurs in other
2 compilations, a suitable system linker can delete redundant groups of sections
3 when combining object files.

4 *The following uses some traditional section naming here but aside from the DWARF*
5 *sections, the names are just meant to suggest traditional contents as a way of explaining*
6 *the approach, not to be limiting.*

7 A traditional relocatable object output file from a single compilation might
8 contain sections named:

```
9     .data  
10    .text  
11    .debug_info  
12    .debug_abbrev  
13    .debug_line
```

14 A relocatable object file from a compilation system attempting duplicate DWARF
15 elimination might contain sections as in:

```
16    .data  
17    .text  
18    .debug_info  
19    .debug_abbrev  
20    .debug_line
```

21 followed (or preceded, the order is not significant) by a series of section groups:

```
22 ==== Section group 1  
23     .debug_info  
24     .debug_abbrev  
25     .debug_line  
26 ==== ...  
27 ==== Section group N  
28     .debug_info  
29     .debug_abbrev  
30     .debug_line
```

31 where each section group might or might not contain executable code (.text
32 sections) or data (.data sections).

Appendix E. Compression (Informative)

1 A *section group* is a named set of section contributions within an object file with
2 the property that the entire set of section contributions must be retained or
3 discarded as a whole; no partial elimination is allowed. Section groups can
4 generally be handled by a linker in two ways:

- 5 1. Given multiple identical (duplicate) section groups, one of them is chosen to
6 be kept and used, while the rest are discarded.
- 7 2. Given a section group that is not referenced from any section outside of the
8 section group, the section group is discarded.

9 Which handling applies may be indicated by the section group itself and/or
10 selection of certain linker options.

11 For example, if a linker determines that section group 1 from A.o and section
12 group 3 from B.o are identical, it could discard one group and arrange that all
13 references in A.o and B.o apply to the remaining one of the two identical section
14 groups. This saves space.

15 An important part of making it possible to “redirect” references to the surviving
16 section group is the use of consistently chosen linker global symbols for referring
17 to locations within each section group. It follows that references are simply to
18 external names and the linker already knows how to match up references and
19 definitions.

20 What is minimally needed from the object file format and system linker (outside
21 of DWARF itself, and normal object/linker facilities such as simple relocations)
22 are:

- 23 1. A means to reference the `.debug_info` information of one compilation unit
24 from the `.debug_info` section of another compilation unit
25 (`DW_FORM_ref_addr` provides this).
- 26 2. A means to combine multiple contributions to specific sections (for example,
27 `.debug_info`) into a single object file.
- 28 3. A means to identify a section group (giving it a name).
- 29 4. A means to indicate which sections go together to make up a section group,
30 so that the group can be treated as a unit (kept or discarded).
- 31 5. A means to indicate how each section group should be processed by the
32 linker.

33 *The notion of section and section contribution used here corresponds closely to the*
34 *similarly named concepts in the ELF object file representation. The notion of section*
35 *group is an abstraction of common extensions of the ELF representation widely known as*

1 “COMDATs” or “COMDAT sections.” (Other object file representations provide
2 COMDAT-style mechanisms as well.) There are several variations in the COMDAT
3 schemes in common use, any of which should be sufficient for the purposes of the
4 DWARF duplicate elimination techniques described here.

5 E.1.2 Naming and Usage Considerations

6 A precise description of the means of deriving names usable by the linker to
7 access DWARF entities is not part of this specification. Nonetheless, an outline of
8 a usable approach is given here to make this more understandable and to guide
9 implementors.

10 Implementations should clearly document their naming conventions.

11 In the following, it will be helpful to refer to the examples in Figure E.1 through
12 Figure E.8 of Section E.1.3 on page 400.

13 Section Group Names

14 Section groups must have a section group name. For the subsequent C++
15 example, a name like

16 `<producer-prefix>.<file-designator>.<gid-number>`

17 will suffice, where

18 `<producer-prefix>` is some string specific to the producer, which has a
19 language-designation embedded in the name when appropriate.
20 (Alternatively, the language name could be embedded in the
21 `<gid-number>`).

22 `<file-designator>` names the file, such as `wa.h` in the example.

23 `<gid-number>` is a string generated to identify the specific `wa.h` header file in
24 such a way that

- 25 • a ‘matching’ output from another compile generates the same
26 `<gid-number>`, and
- 27 • a non-matching output (say because of `#defines`) generates a different
28 `<gid-number>`.

29 *It may be useful to think of a `<gid-number>` as a kind of “digital signature” that allows a*
30 *fast test for the equality of two section groups.*

31 So, for example, the section group corresponding to file `wa.h` above is given the
32 name `my.compiler.company.cpp.wa.h.123456`.

1 **Debugging Information Entry Names**

2 Global labels for debugging information entries (the need for which is explained
3 below) within a section group can be given names of the form

4 `<prefix>.<file-designator>.<gid-number>.<die-number>`

5 such as

6 `my.compiler.company.wa.h.123456.987`

7 where

8 `<prefix>` distinguishes this as a DWARF debug info name, and should identify
9 the producer and, when appropriate, the language.

10 `<file-designator>` and `<gid-number>` are as above.

11 `<die-number>` could be a number sequentially assigned to entities (tokens,
12 perhaps) found during compilation.

13 In general, every point in the section group `.debug_info` that could be referenced
14 from outside by *any* compilation unit must normally have an external name
15 generated for it in the linker symbol table, whether the current compilation
16 references all those points or not.

17 *The completeness of the set of names generated is a quality-of-implementation issue.*

18 It is up to the producer to ensure that if `<die-numbers>` in separate compilations
19 would not match properly then a distinct `<gid-number>` is generated.

20 Note that only section groups that are designated as `duplicate-removal-applies`
21 actually require the

22 `<prefix>.<file-designator>.<gid-number>.<die-number>`

23 external labels for debugging information entries as all other section group
24 sections can use 'local' labels (section-relative relocations).

25 (This is a consequence of separate compilation, not a rule imposed by this
26 document.)

27 *Local labels use references with form `DW_FORM_ref4` or `DW_FORM_ref8`. (These are
28 affected by relocations so `DW_FORM_ref_udata`, `DW_FORM_ref1` and
29 `DW_FORM_ref2` are normally not usable and `DW_FORM_ref_addr` is not necessary for
30 a local label.)*

1 E.1.2.1 Use of DW_TAG_compile_unit versus DW_TAG_partial_unit

2 A section group compilation unit that uses DW_TAG_compile_unit is like any
3 other compilation unit, in that its contents are evaluated by consumers as though
4 it were an ordinary compilation unit.

5 An #include directive appearing outside any other declarations is a good
6 candidate to be represented using DW_TAG_compile_unit. However, an
7 #include appearing inside a C++ namespace declaration or a function, for
8 example, is not a good candidate because the entities included are not necessarily
9 file level entities.

10 This also applies to Fortran INCLUDE lines when declarations are included into
11 a subprogram or module context.

12 Consequently a compiler must use DW_TAG_partial_unit (instead of
13 DW_TAG_compile_unit) in a section group whenever the section group contents
14 are not necessarily globally visible. This directs consumers to ignore that
15 compilation unit when scanning top level declarations and definitions.

16 The DW_TAG_partial_unit compilation unit will be referenced from elsewhere
17 and the referencing locations give the appropriate context for interpreting the
18 partial compilation unit.

19 A DW_TAG_partial_unit entry may have, as appropriate, any of the attributes
20 assigned to a DW_TAG_compile_unit.

21 E.1.2.2 Use of DW_TAG_imported_unit

22 A DW_TAG_imported_unit debugging information entry has an
23 DW_AT_import attribute referencing a DW_TAG_compile_unit or
24 DW_TAG_partial_unit debugging information entry.

25 A DW_TAG_imported_unit debugging information entry refers to a
26 DW_TAG_compile_unit or DW_TAG_partial_unit debugging information entry
27 to specify that the DW_TAG_compile_unit or DW_TAG_partial_unit contents
28 logically appear at the point of the DW_TAG_imported_unit entry.

29 E.1.2.3 Use of DW_FORM_ref_addr

30 Use DW_FORM_ref_addr to reference from one compilation unit's debugging
31 information entries to those of another compilation unit.

Appendix E. Compression (Informative)

1 When referencing into a removable section group `.debug_info` from another
2 `.debug_info` (from anywhere), the

3 `<prefix>.<file-designator>.<gid-number>.<die-number>`

4 name should be used for an external symbol and a relocation generated based on
5 that name.

6 *When referencing into a non-section group `.debug_info`, from another `.debug_info`
7 (from anywhere) `DW_FORM_ref_addr` is still the form to be used, but a section-relative
8 relocation generated by use of a non-exported name (often called an “internal name”)
9 may be used for references within the same object file.*

10 E.1.3 Examples

11 This section provides several examples in order to have a concrete basis for
12 discussion.

13 In these examples, the focus is on the arrangement of DWARF information into
14 sections (specifically the `.debug_info` section) and the naming conventions used
15 to achieve references into section groups. In practice, all of the examples that
16 follow involve DWARF sections other than just `.debug_info` (for example,
17 `.debug_line`); however, only the `.debug_info` section is shown to keep the
18 examples compact and easier to read. ■

19 The grouping of sections into a named set is shown, but the means for achieving
20 this in terms of the underlying object language is not (and varies from system to
21 system).

22 E.1.3.1 C++ Example

23 The C++ source in Figure [E.1 on the following page](#) is used to illustrate the
24 DWARF representation intended to allow duplicate elimination.

25 Figure [E.2 on the next page](#) shows the section group corresponding to the
26 included file `wa.h`.

27 Figure [E.3 on page 402](#) shows the “normal” DWARF sections, which are not part
28 of any section group, and how they make use of the information in the section
29 group shown above.

30 This example uses `DW_TAG_compile_unit` for the section group, implying that
31 the contents of the compilation unit are globally visible (in accordance with C++
32 language rules). `DW_TAG_partial_unit` is not needed for the same reason.

Appendix E. Compression (Informative)

File wa.h

```
struct A {
    int i;
};
```

File wa.c

```
#include "wa.h";
int
f(A &a)
{
    return a.i + 2;
}
```

Figure E.1: Duplicate elimination example #1: C++ Source

```
==== Section group name:
    my.compiler.company.cpp.wa.h.123456
== section .debug_info
DW.cpp.wa.h.123456.1:      ! linker global symbol
    DW_TAG_compile_unit
        DW_AT_language_name(DW_LNAME_C_plus_plus)
        ... ! other unit attributes
DW.cpp.wa.h.123456.2:      ! linker global symbol
    DW_TAG_base_type
        DW_AT_name("int")
DW.cpp.wa.h.123456.3:      ! linker global symbol
    DW_TAG_structure_type
        DW_AT_name("A")
DW.cpp.wa.h.123456.4:      ! linker global symbol
    DW_TAG_member
        DW_AT_name("i")
        DW_AT_type(DW_FORM_ref<n> to DW.cpp.wa.h.123456.2)
        ! (This is a local reference, so the more
        ! compact form DW_FORM_ref<n>
        ! for n = 1,2,4, or 8 can be used)
```

Figure E.2: Duplicate elimination example #1: DWARF section group

1 E.1.3.2 C Example

2 The C++ example in this Section might appear to be equally valid as a C
3 example. However, for C it is prudent to include a `DW_TAG_imported_unit` in
4 the primary unit (see Figure E.3 on the next page) as well as an `DW_AT_import`
5 attribute that refers to the proper unit in the section group.

Appendix E. Compression (Informative)

```
== section .text
    [generated code for function f]
== section .debug_info
    DW_TAG_compile_unit
.L1:                                ! local (non-linker) symbol
    DW_TAG_reference_type
        DW_AT_type(reference to DW.cpp.wa.h.123456.3)
    DW_TAG_subprogram
        DW_AT_name("f")
        DW_AT_type(reference to DW.cpp.wa.h.123456.2)
    DW_TAG_variable
        DW_AT_name("a")
        DW_AT_type(reference to .L1)
    ...
```

Figure E.3: Duplicate elimination example #1: primary compilation unit

1 *The C rules for consistency of global (file scope) symbols across compilations are less*
2 *strict than for C++; inclusion of the import unit attribute assures that the declarations of*
3 *the proper section group are considered before declarations from other compilations.*

4 **E.1.3.3 Fortran Example**

5 For a Fortran example, consider Figure E.4.

File CommonStuff.fh

```
IMPLICIT INTEGER(A-Z)
COMMON /Common1/ C(100)
PARAMETER(SEVEN = 7)
```

File Func.f

```
FUNCTION FOO (N)
INCLUDE 'CommonStuff.fh'
FOO = C(N + SEVEN)
RETURN
END
```

Figure E.4: Duplicate elimination example #2: Fortran source

6 Figure E.5 on the next page shows the section group corresponding to the
7 included file CommonStuff.fh.

8 Figure E.6 on page 404 shows the sections for the primary compilation unit.

9 A companion main program is shown in Figure E.7 on page 404

Appendix E. Compression (Informative)

```
==== Section group name:

    my.f90.company.f90.CommonStuff.fh.654321

== section .debug_info

DW.myf90.CommonStuff.fh.654321.1:    ! linker global symbol
    DW_TAG_partial_unit
        ! ...compilation unit attributes, including...
        DW_AT_language_name(DW_LNAME_Fortran)
        DW_AT_identifier_case(DW_ID_case_insensitive)

DW.myf90.CommonStuff.fh.654321.2:    ! linker global symbol
3$: DW_TAG_array_type
    ! unnamed
    DW_AT_type(reference to DW.f90.F90$main.f.2)
        ! base type INTEGER
    DW_TAG_subrange_type
        DW_AT_type(reference to DW.f90.F90$main.f.2)
            ! base type INTEGER
        DW_AT_lower_bound(constant 1)
        DW_AT_upper_bound(constant 100)

DW.myf90.CommonStuff.fh.654321.3:    ! linker global symbol
    DW_TAG_common_block
        DW_AT_name("Common1")
        DW_AT_location(Address of common block Common1)
    DW_TAG_variable
        DW_AT_name("C")
        DW_AT_type(reference to 3$)
        DW_AT_location(address of C)

DW.myf90.CommonStuff.fh.654321.4:    ! linker global symbol
    DW_TAG_constant
        DW_AT_name("SEVEN")
        DW_AT_type(reference to DW.f90.F90$main.f.2)
            ! base type INTEGER
        DW_AT_const_value(constant 7)
```

Figure E.5: Duplicate elimination example #2: DWARF section group

Appendix E. Compression (Informative)

```
== section .text
    [code for function Foo]

== section .debug_info
    DW_TAG_compile_unit
        DW_TAG_subprogram
            DW_AT_name("Foo")
            DW_AT_type(reference to DW.f90.F90$main.f.2)
                ! base type INTEGER
            DW_TAG_imported_unit
                DW_AT_import(reference to
                    DW.myf90.CommonStuff.fh.654321.1)
            DW_TAG_common_inclusion ! For Common1
                DW_AT_common_reference(reference to
                    DW.myf90.CommonStuff.fh.654321.3)
            DW_TAG_variable ! For function result
                DW_AT_name("Foo")
                DW_AT_type(reference to DW.f90.F90$main.f.2)
                    ! base type INTEGER
```

Figure E.6: Duplicate elimination example #2: primary unit

File Main.f

```
INCLUDE 'CommonStuff.fh'
C(50) = 8
PRINT *, 'Result = ', F00(50 - SEVEN)
END
```

Figure E.7: Duplicate elimination example #2: companion source

1 That main program results in an object file that contained a duplicate of the
2 section group named `my.f90.company.f90.CommonStuff.fh.654321`
3 corresponding to the included file as well as the remainder of the main
4 subprogram as shown in [Figure E.8 on the following page](#).

5 This example uses `DW_TAG_partial_unit` for the section group because the
6 included declarations are not independently visible as global entities.

7 E.2 Using Type Units

8 A large portion of debug information is type information, and in a typical
9 compilation environment, many types are duplicated many times. One method
10 of controlling the amount of duplication is separating each type into a separate
11 COMDAT `.debug_info` section and arranging for the linker to recognize and

Appendix E. Compression (Informative)

```
== section .debug_info
  DW_TAG_compile_unit
    DW_AT_name(F90$main)
    DW_TAG_base_type
      DW_AT_name("INTEGER")
      DW_AT_encoding(DW_ATE_signed)
      DW_AT_byte_size(...)

    DW_TAG_base_type
      ...
    ... ! other base types
  DW_TAG_subprogram
    DW_AT_name("F90$main")
    DW_TAG_imported_unit
      DW_AT_import(reference to
        DW.myf90.CommonStuff.fh.654321.1)
    DW_TAG_common_inclusion ! for Common1
      DW_AT_common_reference(reference to
        DW.myf90.CommonStuff.fh.654321.3)
    ...
```

Figure E.8: Duplicate elimination example #2: companion DWARF

1 eliminate duplicates at the individual type level.

2 Using this technique, each substantial type definition is placed in its own
3 individual section, while the remainder of the DWARF information (non-type
4 information, incomplete type declarations, and definitions of trivial types) is
5 placed in the usual debug information section. In a typical implementation, the
6 relocatable object file may contain one of each of these debug sections:

7 .debug_abbrev
8 .debug_info
9 .debug_line

10 and any number of additional COMDAT .debug_info sections containing type
11 units.

Appendix E. Compression (Informative)

1 As discussed in the previous section (Section [E.1 on page 394](#)), many linkers
2 today support the concept of a COMDAT group or linkonce section. The general
3 idea is that a “key” can be attached to a section or a group of sections, and the
4 linker will include only one copy of a section group (or individual section) for
5 any given key. For COMDAT `.debug_info` sections, the key is the type signature
6 formed from the algorithm given in Section [7.31 on page 262](#).

7 E.2.1 Signature Computation Example

8 As an example, consider a C++ header file containing the type definitions shown
9 in Figure [E.9](#).

```
namespace N {  
  
    struct B;  
  
    struct C {  
        int x;  
        int y;  
    };  
  
    class A {  
public:  
        A(int v);  
        int v();  
private:  
        int v_;  
        struct A *next;  
        struct B *bp;  
        struct C c;  
    };  
}
```

Figure E.9: Type signature examples: C++ source

10 Next, consider one possible representation of the DWARF information that
11 describes the type “struct C” as shown in [E.10 on the following page](#).

12 In computing a signature for the type `N::C`, flatten the type description into a
13 byte stream according to the procedure outlined in Section [7.31 on page 262](#). The
14 result is shown in Figure [E.11 on page 408](#).

Appendix E. Compression (Informative)

```
DW_TAG_type_unit
  DW_AT_language_name : DW_LNAME_C_plus_plus (4)
  DW_TAG_namespace
    DW_AT_name : "N"
L1:
  DW_TAG_structure_type
    DW_AT_name : "C"
    DW_AT_byte_size : 8
    DW_AT_decl_file : 1
    DW_AT_decl_line : 5
  DW_TAG_member
    DW_AT_name : "x"
    DW_AT_decl_file : 1
    DW_AT_decl_line : 6
    DW_AT_type : reference to L2
    DW_AT_data_member_location : 0
  DW_TAG_member
    DW_AT_name : "y"
    DW_AT_decl_file : 1
    DW_AT_decl_line : 7
    DW_AT_type : reference to L2
    DW_AT_data_member_location : 4
L2:
  DW_TAG_base_type
    DW_AT_byte_size : 4
    DW_AT_encoding : DW_ATE_signed
    DW_AT_name : "int"
```

Figure E.10: Type signature computation #1: DWARF representation

1 Running an MD5 hash over this byte stream, and taking the low-order 64 bits,
2 yields the final signature: 0xd28081e8 dcf5070a.

3 Next, consider a representation of the DWARF information that describes the
4 type “class A” as shown in Figure E.12 on page 409.

5 In this example, the structure types N : :A and N : :C have each been placed in
6 separate type units. For N : :A, the actual definition of the type begins at label L1.
7 The definition involves references to the int base type and to two pointer types.
8 The information for each of these referenced types is also included in this type
9 unit, since base types and pointer types are trivial types that are not worth the
10 overhead of a separate type unit. The last pointer type contains a reference to an
11 incomplete type N : :B, which is also included here as a declaration, since the
12 complete type is unknown and its signature is therefore unavailable. There is
13 also a reference to N : :C, using DW_FORM_ref_sig8 to refer to the type signature
14 for that type.

Appendix E. Compression (Informative)

```
// Step 2: 'C' DW_TAG_namespace "N"
0x43 0x39 0x4e 0x00
// Step 3: 'D' DW_TAG_structure_type
0x44 0x13
// Step 4: 'A' DW_AT_name DW_FORM_string "C"
0x41 0x03 0x08 0x43 0x00
// Step 4: 'A' DW_AT_byte_size DW_FORM_sdata 8
0x41 0x0b 0x0d 0x08
// Step 7: First child ("x")
  // Step 3: 'D' DW_TAG_member
  0x44 0x0d
  // Step 4: 'A' DW_AT_name DW_FORM_string "x"
  0x41 0x03 0x08 0x78 0x00
  // Step 4: 'A' DW_AT_data_member_location DW_FORM_sdata 0
  0x41 0x38 0x0d 0x00
  // Step 6: 'T' DW_AT_type (type #2)
  0x54 0x49
    // Step 3: 'D' DW_TAG_base_type
    0x44 0x24
    // Step 4: 'A' DW_AT_name DW_FORM_string "int"
    0x41 0x03 0x08 0x69 0x6e 0x74 0x00
    // Step 4: 'A' DW_AT_byte_size DW_FORM_sdata 4
    0x41 0x0b 0x0d 0x04
    // Step 4: 'A' DW_AT_encoding DW_FORM_sdata DW_ATE_signed
    0x41 0x3e 0x0d 0x05
    // Step 7: End of DW_TAG_base_type "int"
    0x00
  // Step 7: End of DW_TAG_member "x"
  0x00
// Step 7: Second child ("y")
  // Step 3: 'D' DW_TAG_member
  0x44 0x0d
  // Step 4: 'A' DW_AT_name DW_FORM_string "y"
  0x41 0x03 0x08 0x79 0x00
  // Step 4: 'A' DW_AT_data_member_location DW_FORM_sdata 4
  0x41 0x38 0x0d 0x04
  // Step 6: 'R' DW_AT_type (type #2)
  0x52 0x49 0x02
  // Step 7: End of DW_TAG_member "y"
  0x00
// Step 7: End of DW_TAG_structure_type "C"
0x00
```

Figure E.11: Type signature computation #1: flattened byte stream

Appendix E. Compression (Informative)

part 1 of 2

```
DW_TAG_type_unit
  DW_AT_language_name : DW_LNAME_C_plus_plus (4)
  DW_TAG_namespace
    DW_AT_name : "N"
L1:
  DW_TAG_class_type
    DW_AT_name : "A"
    DW_AT_byte_size : 20
    DW_AT_decl_file : 1
    DW_AT_decl_line : 10
    DW_TAG_member
      DW_AT_name : "v_"
      DW_AT_decl_file : 1
      DW_AT_decl_line : 15
      DW_AT_type : reference to L2
      DW_AT_data_member_location : 0
      DW_AT_accessibility : DW_ACCESS_private
    DW_TAG_member
      DW_AT_name : "next"
      DW_AT_decl_file : 1
      DW_AT_decl_line : 16
      DW_AT_type : reference to L3
      DW_AT_data_member_location : 4
      DW_AT_accessibility : DW_ACCESS_private
    DW_TAG_member
      DW_AT_name : "bp"
      DW_AT_decl_file : 1
      DW_AT_decl_line : 17
      DW_AT_type : reference to L4
      DW_AT_data_member_location : 8
      DW_AT_accessibility : DW_ACCESS_private
    DW_TAG_member
      DW_AT_name : "c"
      DW_AT_decl_file : 1
      DW_AT_decl_line : 18
      DW_AT_type : 0xd28081e8 dcf5070a (signature for struct C)
      DW_AT_data_member_location : 12
      DW_AT_accessibility : DW_ACCESS_private
```

Figure E.12: Type signature computation #2: DWARF representation

Appendix E. Compression (Informative)

part 2 of 2

```
DW_TAG_subprogram
  DW_AT_external : 1
  DW_AT_name : "A"
  DW_AT_decl_file : 1
  DW_AT_decl_line : 12
  DW_AT_declaration : 1
  DW_TAG_formal_parameter
    DW_AT_type : reference to L3
    DW_AT_artificial : 1
  DW_TAG_formal_parameter
    DW_AT_type : reference to L2
  DW_TAG_subprogram
    DW_AT_external : 1
    DW_AT_name : "v"
    DW_AT_decl_file : 1
    DW_AT_decl_line : 13
    DW_AT_type : reference to L2
    DW_AT_declaration : 1
    DW_TAG_formal_parameter
      DW_AT_type : reference to L3
      DW_AT_artificial : 1
L2:
  DW_TAG_base_type
    DW_AT_byte_size : 4
    DW_AT_encoding : DW_ATE_signed
    DW_AT_name : "int"
L3:
  DW_TAG_pointer_type
    DW_AT_type : reference to L1
L4:
  DW_TAG_pointer_type
    DW_AT_type : reference to L5
  DW_TAG_namespace
    DW_AT_name : "N"
L5:
  DW_TAG_structure_type
    DW_AT_name : "B"
    DW_AT_declaration : 1
```

Figure E.12: Type signature computation #2: DWARF representation (*concluded*)

Appendix E. Compression (Informative)

part 1 of 3

```
// Step 2: 'C' DW_TAG_namespace "N"
0x43 0x39 0x4e 0x00
// Step 3: 'D' DW_TAG_class_type
0x44 0x02
// Step 4: 'A' DW_AT_name DW_FORM_string "A"
0x41 0x03 0x08 0x41 0x00
// Step 4: 'A' DW_AT_byte_size DW_FORM_sdata 20
0x41 0x0b 0x0d 0x14
// Step 7: First child ("v_")
  // Step 3: 'D' DW_TAG_member
  0x44 0x0d
  // Step 4: 'A' DW_AT_name DW_FORM_string "v_"
  0x41 0x03 0x08 0x76 0x5f 0x00
  // Step 4: 'A' DW_AT_accessibility DW_FORM_sdata DW_ACCESS_private
  0x41 0x32 0x0d 0x03
  // Step 4: 'A' DW_AT_data_member_location DW_FORM_sdata 0
  0x41 0x38 0x0d 0x00
  // Step 6: 'T' DW_AT_type (type #2)
  0x54 0x49
    // Step 3: 'D' DW_TAG_base_type
    0x44 0x24
    // Step 4: 'A' DW_AT_name DW_FORM_string "int"
    0x41 0x03 0x08 0x69 0x6e 0x74 0x00
    // Step 4: 'A' DW_AT_byte_size DW_FORM_sdata 4
    0x41 0x0b 0x0d 0x04
    // Step 4: 'A' DW_AT_encoding DW_FORM_sdata DW_ATE_signed
    0x41 0x3e 0x0d 0x05
    // Step 7: End of DW_TAG_base_type "int"
    0x00
  // Step 7: End of DW_TAG_member "v_"
  0x00
// Step 7: Second child ("next")
  // Step 3: 'D' DW_TAG_member
  0x44 0x0d
  // Step 4: 'A' DW_AT_name DW_FORM_string "next"
  0x41 0x03 0x08 0x6e 0x65 0x78 0x74 0x00
  // Step 4: 'A' DW_AT_accessibility DW_FORM_sdata DW_ACCESS_private
  0x41 0x32 0x0d 0x03
  // Step 4: 'A' DW_AT_data_member_location DW_FORM_sdata 4
  0x41 0x38 0x0d 0x04
```

Figure E.13: Type signature example #2: flattened byte stream

Appendix E. Compression (Informative)

part 2 of 3

```
// Step 6: 'T' DW_AT_type (type #3)
0x54 0x49
  // Step 3: 'D' DW_TAG_pointer_type
  0x44 0x0f
  // Step 5: 'N' DW_AT_type
  0x4e 0x49
  // Step 5: 'C' DW_TAG_namespace "N" 'E'
  0x43 0x39 0x4e 0x00 0x45
  // Step 5: "A"
  0x41 0x00
  // Step 7: End of DW_TAG_pointer_type
  0x00
// Step 7: End of DW_TAG_member "next"
0x00
// Step 7: Third child ("bp")
  // Step 3: 'D' DW_TAG_member
  0x44 0x0d
  // Step 4: 'A' DW_AT_name DW_FORM_string "bp"
  0x41 0x03 0x08 0x62 0x70 0x00
  // Step 4: 'A' DW_AT_accessibility DW_FORM_sdata DW_ACCESS_private
  0x41 0x32 0x0d 0x03
  // Step 4: 'A' DW_AT_data_member_location DW_FORM_sdata 8
  0x41 0x38 0x0d 0x08
  // Step 6: 'T' DW_AT_type (type #4)
  0x54 0x49
    // Step 3: 'D' DW_TAG_pointer_type
    0x44 0x0f
    // Step 5: 'N' DW_AT_type
    0x4e 0x49
    // Step 5: 'C' DW_TAG_namespace "N" 'E'
    0x43 0x39 0x4e 0x00 0x45
    // Step 5: "B"
    0x42 0x00
    // Step 7: End of DW_TAG_pointer_type
    0x00
  // Step 7: End of DW_TAG_member "next"
  0x00
// Step 7: Fourth child ("c")
  // Step 3: 'D' DW_TAG_member
  0x44 0x0d
  // Step 4: 'A' DW_AT_name DW_FORM_string "c"
  0x41 0x03 0x08 0x63 0x00
  // Step 4: 'A' DW_AT_accessibility DW_FORM_sdata DW_ACCESS_private
  0x41 0x32 0x0d 0x03
```

Figure E.13: Type signature example #2: flattened byte stream (*continued*)

Appendix E. Compression (Informative)

part 3 of 3

```
// Step 4: 'A' DW_AT_data_member_location DW_FORM_sdata 12
0x41 0x38 0x0d 0x0c
// Step 6: 'T' DW_AT_type (type #5)
0x54 0x49
  // Step 2: 'C' DW_TAG_namespace "N"
  0x43 0x39 0x4e 0x00
  // Step 3: 'D' DW_TAG_structure_type
  0x44 0x13
  // Step 4: 'A' DW_AT_name DW_FORM_string "C"
  0x41 0x03 0x08 0x43 0x00
  // Step 4: 'A' DW_AT_byte_size DW_FORM_sdata 8
  0x41 0x0b 0x0d 0x08
  // Step 7: First child ("x")
    // Step 3: 'D' DW_TAG_member
    0x44 0x0d
    // Step 4: 'A' DW_AT_name DW_FORM_string "x"
    0x41 0x03 0x08 0x78 0x00
    // Step 4: 'A' DW_AT_data_member_location DW_FORM_sdata 0
    0x41 0x38 0x0d 0x00
    // Step 6: 'R' DW_AT_type (type #2)
    0x52 0x49 0x02
    // Step 7: End of DW_TAG_member "x"
    0x00
  // Step 7: Second child ("y")
    // Step 3: 'D' DW_TAG_member
    0x44 0x0d
    // Step 4: 'A' DW_AT_name DW_FORM_string "y"
    0x41 0x03 0x08 0x79 0x00
    // Step 4: 'A' DW_AT_data_member_location DW_FORM_sdata 4
    0x41 0x38 0x0d 0x04
    // Step 6: 'R' DW_AT_type (type #2)
    0x52 0x49 0x02
    // Step 7: End of DW_TAG_member "y"
    0x00
  // Step 7: End of DW_TAG_structure_type "C"
  0x00
// Step 7: End of DW_TAG_member "c"
0x00
// Step 7: Fifth child ("A")
  // Step 3: 'S' DW_TAG_subprogram "A"
  0x53 0x2e 0x41 0x00
// Step 7: Sixth child ("v")
  // Step 3: 'S' DW_TAG_subprogram "v"
  0x53 0x2e 0x76 0x00
// Step 7: End of DW_TAG_structure_type "A"
0x00
```

Figure E.13: Type signature example #2: flattened byte stream (*concluded*)

Appendix E. Compression (Informative)

1 In computing a signature for the type `N :: A`, flatten the type description into a
2 byte stream according to the procedure outlined in Section 7.31 on page 262. The
3 result is shown in Figure E.13 on page 411.

4 Running an MD5 hash over this byte stream, and taking the low-order 64 bits,
5 yields the final signature: `0xd6d160f5 5589f6e9`.

6 A source file that includes this header file may declare a variable of type `N :: A`,
7 and its DWARF information may look like that shown in Figure E.14.

```
DW_TAG_compile_unit
...
DW_TAG_subprogram
...
DW_TAG_variable
  DW_AT_name : "a"
  DW_AT_type : (signature) 0xd6d160f5 5589f6e9
  DW_AT_location : ...
...
```

Figure E.14: Type signature example usage

8 E.2.2 Type Signature Computation Grammar

9 Figure E.15 on the next page presents a semi-formal grammar that may aid in
10 understanding how the bytes of the flattened type description are formed during
11 the type signature computation algorithm of Section 7.31 on page 262.

Appendix E. Compression (Informative)

```
signature
  : opt-context debug-entry attributes children
opt-context          // Step 2
  : 'C' tag-code string opt-context
  : empty
debug-entry          // Step 3
  : 'D' tag-code
attributes           // Steps 4, 5, 6
  : attribute attributes
  : empty
attribute
  : 'A' at-code form-encoded-value // Normal attributes
  : 'N' at-code opt-context 'E' string // Reference to type by name
  : 'R' at-code back-ref           // Back-reference to visited type
  : 'T' at-code signature          // Recursive type
children             // Step 7
  : child children
  : '\0'
child
  : 'S' tag-code string
  : signature
tag-code
  : <ULEB128>
at-code
  : <ULEB128>
form-encoded-value
  : DW_FORM_sdata value
  : DW_FORM_flag value
  : DW_FORM_string string
  : DW_FORM_block block
DW_FORM_string
  : '\x08'
DW_FORM_block
  : '\x09'
DW_FORM_flag
  : '\x0c'
DW_FORM_sdata
  : '\x0d'
value
  : <SLEB128>
block
  : <ULEB128> <fixed-length-block> // The ULEB128 gives the length of the block
back-ref
  : <ULEB128>
string
  : <null-terminated-string>
empty
  :
  :
```

Figure E.15: Type signature computation grammar

E.2.3 Declarations Completing Non-Defining Declarations

Consider a compilation unit that contains a definition of the member function `N::A::v()` from Figure E.9 on page 406. A possible representation of the debug information for this function in the compilation unit is shown in Figure E.16.

```

DW_TAG_namespace
  DW_AT_name : "N"
L1:
  DW_TAG_class_type
    DW_AT_name : "A"
    DW_AT_declaration : true
    DW_AT_signature : 0xd6d160f5 5589f6e9
L2:
  DW_TAG_subprogram
    DW_AT_external : 1
    DW_AT_name : "v"
    DW_AT_decl_file : 1
    DW_AT_decl_line : 13
    DW_AT_type : reference to L3
    DW_AT_declaration : 1
    DW_TAG_formal_parameter
      DW_AT_type : reference to L4
      DW_AT_artificial : 1
...
L3:
  DW_TAG_base_type
    DW_AT_byte_size : 4
    DW_AT_encoding : DW_ATE_signed
    DW_AT_name : "int"
...
L4:
  DW_TAG_pointer_type
    DW_AT_type : reference to L1
...
  DW_TAG_subprogram
    DW_AT_specification : reference to L2
    DW_AT_decl_file : 2
    DW_AT_decl_line : 25
    DW_AT_low_pc : ...
    DW_AT_high_pc : ...
  DW_TAG_lexical_block
    ...
...

```

Figure E.16: Completing declaration of a member function: DWARF encoding

1 **E.3 Summary of Compression Techniques**

2 **E.3.1 #include compression**

3 C++ has a much greater problem than C with the number and size of the headers
4 included and the amount of data in each, but even with C there is substantial
5 header file information duplication.

6 A reasonable approach is to put each header file in its own section group, using
7 the naming rules mentioned above. The section groups are marked to ensure
8 duplicate removal.

9 All data instances and code instances (even if they came from the header files
10 above) are put into non-section group sections such as the base object file
11 `.debug_info` section.

12 **E.3.2 Eliminating function duplication**

13 Function templates (C++) result in code for the same template instantiation being
14 compiled into multiple archives or relocatable object files. The linker wants to
15 keep only one of a given entity. The DWARF description, and everything else for
16 this function, should be reduced to just a single copy.

17 For each such code group (function template in this example) the compiler
18 assigns a name for the group which will match all other instantiations of this
19 function but match nothing else. The section groups are marked to ensure
20 duplicate removal, so that the second and subsequent definitions seen by the
21 static linker are simply discarded.

22 References to other `.debug_info` sections follow the approach suggested above,
23 but the naming rule is slightly different in that the `<file-designator>` should be
24 interpreted as a `<function-designator>`.

25 **E.3.3 Single-function-per-DWARF-compilation-unit**

26 Section groups can help make it easy for a linker to completely remove unused
27 functions.

28 Such section groups are not marked for duplicate removal, since the functions
29 are not duplicates of anything.

30 Each function is given a compilation unit and a section group. Each such
31 compilation unit is complete, with its own text, data, and DWARF sections.

Appendix E. Compression (Informative)

1 There will also be a compilation unit that has the file-level declarations and
2 definitions. Other per-function compilation unit DWARF information
3 (`.debug_info`) points to this common file-level compilation unit using
4 `DW_TAG_imported_unit`.

5 Section groups can use `DW_FORM_ref_addr` and internal labels (section-relative
6 relocations) to refer to the main object file sections, as the section groups here are
7 either deleted as unused or kept. There is no possibility (aside from error) of a
8 group from some other compilation being used in place of one of these groups.

9 **E.3.4 Inlining and out-of-line-instances**

10 Abstract instances and concrete-out-of-line instances may be put in distinct
11 compilation units using section groups. This makes possible some useful
12 duplicate DWARF elimination.

13 *No special provision for eliminating class duplication resulting from template*
14 *instantiation is made here, though nothing prevents eliminating such duplicates using*
15 *section groups.*

16 **E.3.5 Separate Type Units**

17 Each complete declaration of a globally-visible type can be placed in its own
18 separate type section, with a group key derived from the type signature. The
19 linker can then remove all duplicate type declarations based on the key.

Appendix E. Compression (Informative)

(empty page)

Appendix F

Split DWARF Object Files (Informative)

With the traditional DWARF format, debug information is designed with the expectation that it will be processed by the linker to produce an output binary with complete debug information, and with fully-resolved references to locations within the application. For very large applications, however, this approach can result in excessively large link times and excessively large output files.

Several producers have independently developed proprietary approaches that allow the debug information to remain in the relocatable object files, so that the linker does not have to process the debug information or copy it to the output file. These approaches have all required that additional information be made available to the debug information consumer, and that the consumer perform some minimal amount of relocation in order to interpret the debug info correctly. The additional information required, in the form of load maps or symbol tables, and the details of the relocation are not covered by the DWARF specification, and vary with each producer's implementation.

Section [7.3.2 on page 200](#) describes a platform-independent mechanism that allows a producer to split the debugging information into relocatable and non-relocatable partitions. This Appendix describes the use of split DWARF object files and provides some illustrative examples.

F.1 Overview

DWARF Version 5 introduces an optional set of debugging sections that allow the compiler to partition the debugging information into a set of (small) sections that require link-time relocation and a set of (large) sections that do not. The sections

Appendix F. Split DWARF Object Files (Informative)

1 that require relocation are written to the relocatable object file as usual, and are
2 linked into the final executable. The sections that do not require relocation,
3 however, can be written to the relocatable object (.o) file but ignored by the
4 linker, or they can be written to a separate DWARF object (.dwo) file that need
5 not be accessed by the linker.

6 The optional set of debugging sections includes the following:

- 7 • `.debug_abbrev.dwo` - Contains the abbreviations table(s) used by the
8 `.debug_info.dwo` section.
- 9 • `.debug_info.dwo` - Contains the [DW_TAG_compile_unit](#) and
10 [DW_TAG_type_unit](#) DIEs and their descendants. This is the bulk of the
11 debugging information for the compilation unit that is normally found in
12 the `.debug_info` section.
- 13 • `.debug_loclists.dwo` - Contains the location lists referenced by the
14 debugging information entries in the `.debug_info.dwo` section. This
15 contains the value lists and location lists normally found in the
16 `.debug_loclists` section.
- 17 • `.debug_str.dwo` - Contains the string table for all indirect strings
18 referenced by the debugging information in the `.debug_info.dwo` sections.
- 19 • `.debug_str_offsets.dwo` - Contains the string offsets table for the strings
20 in the `.debug_str.dwo` section.
- 21 • `.debug_macro.dwo` - Contains macro definition information, normally
22 found in the `.debug_macro` section.
- 23 • `.debug_line.dwo` - Contains specialized line number tables for the type
24 units in the `.debug_info.dwo` section. These tables contain only the
25 directory and filename lists needed to interpret [DW_AT_decl_file](#) attributes
26 in the debugging information entries. Actual line number tables remain in
27 the `.debug_line` section, and remain in the relocatable object (.o) files.

28 In a `.dwo` file, there is no benefit to having a separate string section for directories
29 and file names because the primary string table will never be stripped.

30 Accordingly, no `.debug_line_str.dwo` section is defined. Content descriptions
31 corresponding to [DW_FORM_line_strp](#) in an executable file (for example, in the
32 skeleton compilation unit) instead use one of the forms [DW_FORM_strx](#),
33 [DW_FORM_strx1](#), [DW_FORM_strx2](#), [DW_FORM_strx3](#) or [DW_FORM_strx4](#).
34 This allows directory and file name strings to be merged with general strings and
35 across compilations in package files (where they are not subject to potential
36 stripping). This merge is facilitated by the requirement that all references to the
37 `.debug_str.dwo` string table are made indirectly through the

Appendix F. Split DWARF Object Files (Informative)

1 .debug_str_offsets.dwo section so that only that section needs to be modified
2 during string merging (see Section 7.3.2.2 on page 201).

3 In order for the consumer to locate and process the debug information, the
4 compiler must produce a small amount of debug information that passes through
5 the linker into the output binary. A skeleton .debug_info section for each
6 compilation unit contains a reference to the corresponding .o or .dwo file, and
7 the .debug_line section (which is typically small compared to the .debug_info
8 sections) is linked into the output binary, as is the .debug_addr section.

9 The debug sections that continue to be linked into the output binary include the
10 following:

- 11 • .debug_abbrev - Contains the abbreviation codes used by the skeleton
12 .debug_info section.
- 13 • .debug_addr - Contains references to loadable sections, indexed by
14 attributes of one of the forms DW_FORM_addrx, DW_FORM_addrx1,
15 DW_FORM_addrx2, DW_FORM_addrx3, DW_FORM_addrx4, or location
16 expression DW_OP_addrx opcodes.
- 17 • .debug_frame - Contains the frame tables.
- 18 • .debug_info - Contains a skeleton compilation unit DIE, which
19 has no children.
- 20 • .debug_line - Contains the line number tables. (These could be moved to
21 the .dwo file, but in order to do so, each DW_LNE_set_address opcode
22 would need to be replaced by a new opcode that referenced an entry in the
23 .debug_addr section. Furthermore, leaving this section in the .o file allows
24 many debug info consumers to remain unaware of .dwo files.)
- 25 • .debug_line_str - Contains strings for file names used in combination
26 with the .debug_line section.
- 27 • .debug_names - Contains the names for use in building an index section.
28 The section header refers to a compilation unit offset, which is the offset of
29 the skeleton compilation unit in the .debug_info section.
- 30 • .debug_str - Contains any strings referenced by the skeleton .debug_info
31 sections (via DW_FORM_strp, DW_FORM_strp8, DW_FORM_strx,
32 DW_FORM_strx1, DW_FORM_strx2, DW_FORM_strx3 or
33 DW_FORM_strx4).
- 34 • .debug_str_offsets - Contains the string offsets table for the strings in the
35 .debug_str section (if one of the forms DW_FORM_strx, DW_FORM_strx1,
36 DW_FORM_strx2, DW_FORM_strx3 or DW_FORM_strx4 is used).

Appendix F. Split DWARF Object Files (Informative)

1 The skeleton compilation unit DIE may have the following attributes:

`DW_AT_addr_base` `DW_AT_high_pc` `DW_AT_stmt_list`
`DW_AT_comp_dir` `DW_AT_low_pc` `DW_AT_str_offsets`
`DW_AT_dwo_name` `DW_AT_ranges`

2 All other attributes of the compilation unit DIE are moved to the full DIE in the
3 `.debug_info.dwo` section.

4 The `dwo_id` field is present in headers of the skeleton DIE and the header of the
5 full DIE, so that a consumer can verify a match.

6 Relocations are neither necessary nor useful in `.dwo` files, because the `.dwo` files
7 contain only debugging information that does not need to be processed by a
8 linker. Relocations are rendered unnecessary by these strategies:

- 9 1. Some values needing relocation are kept in the `.o` file (for example, references
10 to the line number program from the skeleton compilation unit).
- 11 2. Some values do not need a relocation because they refer from one `.dwo`
12 section to another `.dwo` section in the same compilation unit.
- 13 3. Some values that need a relocation to refer to a relocatable program address
14 use one of the `DW_FORM_addrx`, `DW_FORM_addrx1`, `DW_FORM_addrx2`,
15 `DW_FORM_addrx3` or `DW_FORM_addrx4` forms, referencing a relocatable
16 value in the `.debug_addr` section (which remains in the `.o` file).

17 Table [F.1 on the next page](#) summarizes which attributes are defined for use in the
18 various kinds of compilation units (see Section [3.1 on page 65](#)). It compares and
19 contrasts both conventional and split object-related kinds.

20 The split dwarf object file design depends on having an index of debugging
21 information available to the consumer. For name lookups, the consumer can use
22 the `.debug_names` index section (see Section [6.1 on page 145](#)) to locate a skeleton
23 compilation unit. The `DW_AT_comp_dir` and `DW_AT_dwo_name` attributes in
24 the skeleton compilation unit can then be used to locate the corresponding
25 DWARF object file for the compilation unit. Similarly, for an address lookup, the
26 consumer can use the unit level `DW_AT_low_pc/DW_AT_high_pc` and/or
27 `DW_AT_ranges` attributes to identify a skeleton compilation unit. For a file and
28 line number lookup, the skeleton compilation units can be used to locate the line
29 number tables.

Appendix F. Split DWARF Object Files (Informative)

Table F.1: Unit attributes by unit kind

| Attribute | Unit Kind | | | | | |
|------------------------|-----------------------------------|------|----------|------------|------------|--|
| | Conventional Full & Partial | Type | Skeleton | Split Full | Split Type | |
| DW_AT_addr_base | ✓ | | ✓ | | | |
| DW_AT_base_types | ✓ | | | | | |
| DW_AT_comp_dir | ✓ | | ✓ | | | |
| DW_AT_dwo_name | | | ✓ | | | |
| DW_AT_entry_pc | ✓ | | | ✓ | | |
| DW_AT_high_pc | ✓ | | ✓ | | | |
| DW_AT_identifier_case | ✓ | | | ✓ | | |
| DW_AT_language_name | ✓ | ✓ | | ✓ | ✓ | |
| DW_AT_language_version | ✓ | ✓ | | ✓ | ✓ | |
| DW_AT_loclists_base | ✓ | | | ✓ | | |
| DW_AT_low_pc | ✓ | | ✓ | | | |
| DW_AT_macros | ✓ | | | ✓ | | |
| DW_AT_main_subprogram | ✓ | | | ✓ | | |
| DW_AT_name | ✓ | | | ✓ | | |
| DW_AT_producer | ✓ | | | ✓ | | |
| DW_AT_ranges | ✓ | | | ✓ | | |
| DW_AT_rnglists_base | ✓ | | ✓ | ✓ | | |
| DW_AT_stmt_list | ✓ | ✓ | ✓ | | ✓ | |
| DW_AT_str_offsets | ✓ | ✓ | ✓ | ✓ | | |
| DW_AT_use_UTF8 | ✓ | ✓ | ✓ | ✓ | ✓ | |

1 **F.2 Split DWARF Object File Example**

2 Consider the example source code in Figure F.1, Figure F.2 on the next page and
 3 Figure F.3 on page 427. When compiled with split DWARF, we will have two
 4 DWARF object files, `demo1.o` and `demo2.o`, and two split DWARF object files,
 5 `demo1.dwo` and `demo2.dwo`.

6 In this section, we will use this example to show how the connections between
 7 the relocatable object file and the split DWARF object file are maintained through
 8 the linking process. In the next section, we will use this same example to show
 9 how two or more split DWARF object files are combined into a DWARF package
 10 file.

File demo1.cc

```
#include "demo.h"

bool Box::contains(const Point& p) const
{
    return (p.x() >= ll_.x() && p.x() <= ur_.x() &&
            p.y() >= ll_.y() && p.y() <= ur_.y());
}
```

Figure F.1: Split object example: source fragment #1

Appendix F. Split DWARF Object Files (Informative)

File demo2.cc

```
#include "demo.h"

bool Line::clip(const Box& b)
{
    float slope = (end_.y() - start_.y()) / (end_.x() - start_.x());
    while (1) {
        // Trivial acceptance.
        if (b.contains(start_) && b.contains(end_)) return true;

        // Trivial rejection.
        if (start_.x() < b.l() && end_.x() < b.l()) return false;
        if (start_.x() > b.r() && end_.x() > b.r()) return false;
        if (start_.y() < b.b() && end_.y() < b.b()) return false;
        if (start_.y() > b.t() && end_.y() > b.t()) return false;

        if (b.contains(start_)) {
            // Swap points so that start_ is outside the clipping
            // rectangle.
            Point temp = start_;
            start_ = end_;
            end_ = temp;
        }

        if (start_.x() < b.l())
            start_ = Point(b.l(),
                          start_.y() + (b.l() - start_.x()) * slope);
        else if (start_.x() > b.r())
            start_ = Point(b.r(),
                          start_.y() + (b.r() - start_.x()) * slope);
        else if (start_.y() < b.b())
            start_ = Point(start_.x() + (b.b() - start_.y()) / slope,
                          b.b());
        else if (start_.y() > b.t())
            start_ = Point(start_.x() + (b.t() - start_.y()) / slope,
                          b.t());
    }
}
```

Figure F.2: Split object example: source fragment #2

Appendix F. Split DWARF Object Files (Informative)

File demo.h

```
class A {
public:
    Point(float x, float y) : x_(x), y_(y){}
    float x() const { return x_; }
    float y() const { return y_; }
private:
    float x_;
    float y_;
};

class Line {
public:
    Line(Point start, Point end) : start_(start), end_(end){}
    bool clip(const Box& b);
    Point start() const { return start_; }
    Point end() const { return end_; }
private:
    Point start_;
    Point end_;
};

class Box {
public:
    Box(float l, float r, float b, float t) : ll_(l, b), ur_(r, t){}
    Box(Point ll, Point ur) : ll_(ll), ur_(ur){}
    bool contains(const Point& p) const;
    float l() const { return ll_.x(); }
    float r() const { return ur_.x(); }
    float b() const { return ll_.y(); }
    float t() const { return ur_.y(); }
private:
    Point ll_;
    Point ur_;
};
```

Figure F.3: Split object example: source fragment #3

F.2.1 Contents of the Object Files

The object files each contain the following sections of debug information:

```
.debug_abbrev  
.debug_info  
.debug_line  
.debug_str  
.debug_addr  
.debug_names
```

The `.debug_abbrev` section contains just a single entry describing the skeleton compilation unit DIE.

The DWARF description in the `.debug_info` section contains just a single DIE, the skeleton compilation unit, which may look like Figure F.4 following.

```
DW_TAG_skeleton_unit  
  DW_AT_comp_dir: (reference to directory name in .debug_str)  
  DW_AT_dwo_name: (reference to "demo1.dwo" in .debug_str)  
  DW_AT_addr_base: (reference to .debug_addr section)  
  DW_AT_stmt_list: (reference to .debug_line section)
```

Figure F.4: Split object example: skeleton DWARF description

The `DW_AT_comp_dir` and `DW_AT_dwo_name` attributes provide the location of the corresponding split DWARF object file that contains the full debug information; that file is normally expected to be in the same directory as the object file itself.

The `dwo_id` field in the header of the skeleton unit provides an ID or key for the debug information contained in the DWARF object file. This ID serves two purposes: it can be used to verify that the debug information in the split DWARF object file matches the information in the object file, and it can be used to find the debug information in a DWARF package file.

The `DW_AT_addr_base` attribute contains the relocatable offset of this object file's contribution to the `.debug_addr` section.

The `DW_AT_stmt_list` attribute contains the relocatable offset of this file's contribution to the `.debug_line` table.

Appendix F. Split DWARF Object Files (Informative)

1 The `.debug_line` section contains the full line number table for the compiled
2 code in the object file. As shown in Figure F.1 on page 425, the line number
3 program header lists the two file names, `demo.h` and `demo1.cc`, and contains line
4 number programs for `Box::contains`, `Point::x`, and `Point::y`.

5 The `.debug_str` section contains the strings referenced indirectly by the
6 compilation unit DIE and by the line number program.

7 The `.debug_addr` section contains relocatable addresses of locations in the
8 loadable text and data that are referenced by debugging information entries in
9 the split DWARF object. In the example in F.3 on page 427, `demo1.o` may have
10 three entries:

| Slot | Location referenced |
|------|---------------------------------------------|
| 0 | low PC value for <code>Box::contains</code> |
| 1 | low PC value for <code>Point::x</code> |
| 2 | low PC value for <code>Point::y</code> |

11 The `.debug_names` section contains the names defined by the debugging
12 information in the split DWARF object file (see Section 6.1.1.1 on page 147), and
13 references the skeleton compilation unit. When linked together into a final
14 executable, they can be used by a DWARF consumer to lookup a name to find
15 one or more skeleton compilation units that provide information about that
16 name. From the skeleton compilation unit, the consumer can find the split
17 DWARF object file that it can then read to get the full DWARF information.

18 The unit level `DW_AT_low_pc`/`DW_AT_high_pc` and/or `DW_AT_ranges`
19 attributes allow a DWARF consumer to map a PC value to a skeleton compilation
20 unit, and then to a split DWARF object file.

21 F.2.2 Contents of the Linked Executable File

22 When `demo1.o` and `demo2.o` are linked together (along with a main program and
23 other necessary library routines that we will ignore here for simplicity), the
24 resulting executable file will contain at least the two skeleton compilation units
25 in the `.debug_info` section, as shown in Figure F.5 following.

26 Each skeleton compilation unit has a `DW_AT_stmt_list` attribute, which provides
27 the relocated offset to that compilation unit's contribution in the executable's
28 `.debug_line` section. In this example, the line number information for `demo1.dwo`
29 begins at offset 120, and for `demo2.dwo`, it begins at offset 200.

Appendix F. Split DWARF Object Files (Informative)

```
DW_TAG_skeleton_unit
  DW_AT_comp_dir: (reference to directory name in .debug_str)
  DW_AT_dwo_name: (reference to "demo1.dwo" in .debug_str)
  DW_AT_addr_base: 48 (offset in .debug_addr)
  DW_AT_stmt_list: 120 (offset in .debug_line)
DW_TAG_skeleton_unit
  DW_AT_comp_dir: (reference to directory name in .debug_str)
  DW_AT_dwo_name: (reference to "demo2.dwo" in .debug_str)
  DW_AT_addr_base: 80 (offset in .debug_addr)
  DW_AT_stmt_list: 200 (offset in .debug_line)
```

Figure F.5: Split object example: executable file DWARF excerpts

1 Each skeleton compilation unit also has a `DW_AT_addr_base` attribute, which
2 provides the relocated offset to that compilation unit's contribution in the
3 executable's `.debug_addr` section. Unlike the `DW_AT_stmt_list` attribute, the
4 offset refers to the first address table slot, not to the section header. In this
5 example, we see that the first address (slot 0) from `demo1.o` begins at offset 48.
6 Because the `.debug_addr` section contains an 8-byte header, the object file's
7 contribution to the section actually begins at offset 40 (for a 64-bit DWARF object,
8 the header would be 16 bytes long, and the value for the `DW_AT_addr_base`
9 attribute would then be 56). All attributes in `demo1.dwo` that use
10 `DW_FORM_addrx`, `DW_FORM_addrx1`, `DW_FORM_addrx2`,
11 `DW_FORM_addrx3` or `DW_FORM_addrx4` would then refer to address table
12 slots relative to that offset. Likewise, the `.debug_addr` contribution from
13 `demo2.dwo` begins at offset 72, and its first address slot is at offset 80. Because
14 these contributions have been processed by the linker, they contain relocated
15 values for the addresses in the program that are referred to by the debug
16 information.

17 The linked executable will also contain `.debug_abbrev`, `.debug_str` and
18 `.debug_names` sections, each the result of combining and relocating the
19 contributions from the relocatable object files.

F.2.3 Contents of the Split DWARF Object Files

The split DWARF object files each contain the following sections:

```

3     .debug_abbrev.dwo
4     .debug_info.dwo (for the compilation unit)
5     .debug_info.dwo (one COMDAT section for each type unit)
6     .debug_loclists.dwo
7     .debug_line.dwo
8     .debug_macro.dwo
9     .debug_rnglists.dwo
10    .debug_str_offsets.dwo
11    .debug_str.dwo

```

The `.debug_abbrev.dwo` section contains the abbreviation declarations for the debugging information entries in the `.debug_info.dwo` section.

The `.debug_info.dwo` section containing the compilation unit contains the full debugging information for the compile unit, and looks much like a normal `.debug_info` section in a non-split object file, with the following exceptions:

- The `DW_TAG_compile_unit` DIE does not need to repeat the `DW_AT_ranges`, `DW_AT_low_pc`, `DW_AT_high_pc`, and `DW_AT_stmt_list` attributes that are provided in the skeleton compilation unit.
- References to strings in the string table use the form code `DW_FORM_strx`, `DW_FORM_strx1`, `DW_FORM_strx2`, `DW_FORM_strx3` or `DW_FORM_strx4`, referring to slots in the `.debug_str_offsets.dwo` section.
- References to relocatable addresses in the object file use one of the form codes `DW_FORM_addrx`, `DW_FORM_addrx1`, `DW_FORM_addrx2`, `DW_FORM_addrx3` or `DW_FORM_addrx4`, referring to slots in the `.debug_addr` table, relative to the base offset given by `DW_AT_addr_base` in the skeleton compilation unit.

Figure F.6 following presents excerpts from the `.debug_info.dwo` section for `demo1.dwo`.

In the defining declaration for `Box::contains` at 5\$, the `DW_AT_low_pc` attribute is represented using `DW_FORM_addrx`, which refers to slot 0 in the `.debug_addr` table from `demo1.o`. That slot contains the relocated address of the beginning of the function.

```

DW_TAG_compile_unit
  DW_AT_producer [DW_FORM_strx]: (slot 15) (producer string)
  DW_AT_language_name: DW_LNAME_C_plus_plus
  DW_AT_name [DW_FORM_strx]: (slot 7) "demo1.cc"
  DW_AT_comp_dir [DW_FORM_strx]: (slot 4) (directory name)
1$: DW_TAG_class_type
    DW_AT_name [DW_FORM_strx]: (slot 12) "Point"
    DW_AT_signature [DW_FORM_ref_sig8]: 0x2f33248f03ff18ab
    DW_AT_declaration: true
2$: DW_TAG_subprogram
    DW_AT_external: true
    DW_AT_name [DW_FORM_strx]: (slot 12) "Point"
    DW_AT_decl_file: 1
    DW_AT_decl_line: 5
    DW_AT_linkage_name [DW_FORM_strx]: (slot 16) "_ZN5PointC4Eff"
    DW_AT_accessibility: DW_ACCESS_public
    DW_AT_declaration: true
    ...
3$: DW_TAG_class_type
    DW_AT_name [DW_FORM_string]: "Box"
    DW_AT_signature [DW_FORM_ref_sig8]: 0xe97a3917c5a6529b
    DW_AT_declaration: true
    ...
4$: DW_TAG_subprogram
    DW_AT_external: true
    DW_AT_name [DW_FORM_strx]: (slot 0) "contains"
    DW_AT_decl_file: 1
    DW_AT_decl_line: 28
    DW_AT_linkage_name [DW_FORM_strx]: (slot 8)
                                         "_ZNK3Box8containsERK5Point"
    DW_AT_type: (reference to 7$)
    DW_AT_accessibility: DW_ACCESS_public
    DW_AT_declaration: true
    ...

```

Figure F.6: Split object example: demo1.dwo excerpts

1 Each type unit is contained in its own COMDAT `.debug_info.dwo` section, and
 2 looks like a normal type unit in a non-split object, except that the
 3 `DW_TAG_type_unit` DIE contains a `DW_AT_stmt_list` attribute that refers to a
 4 specialized `.debug_line.dwo` section. This section contains a normal line
 5 number program header with a list of include directories and filenames, but no
 6 line number program. This section is used only as a reference for filenames
 7 needed for `DW_AT_decl_file` attributes within the type unit.

Appendix F. Split DWARF Object Files (Informative)

part 2 of 2

```
5$: DW_TAG_subprogram
    DW_AT_specification: (reference to 4$)
    DW_AT_decl_file: 2
    DW_AT_decl_line: 3
    DW_AT_low_pc [DW_FORM_addrx]: (slot 0)
    DW_AT_high_pc [DW_FORM_data8]: 0xbb
    DW_AT_frame_base: DW_OP_call_frame_cfa
    DW_AT_object_pointer: (reference to 6$)
6$: DW_TAG_formal_parameter
    DW_AT_name [DW_FORM_strx]: (slot 13): "this"
    DW_AT_type: (reference to 8$)
    DW_AT_artificial: true
    DW_AT_location: DW_OP_fbreg(-24)
    DW_TAG_formal_parameter
    DW_AT_name [DW_FORM_string]: "p"
    DW_AT_decl_file: 2
    DW_AT_decl_line: 3
    DW_AT_type: (reference to 11$)
    DW_AT_location: DW_OP_fbreg(-32)
...
7$: DW_TAG_base_type
    DW_AT_byte_size: 1
    DW_AT_encoding: DW_ATE_boolean
    DW_AT_name [DW_FORM_strx]: (slot 5) "bool"
...
8$: DW_TAG_const_type
    DW_AT_type: (reference to 9$)
9$: DW_TAG_pointer_type
    DW_AT_byte_size: 8
    DW_AT_type: (reference to 10$)
10$: DW_TAG_const_type
    DW_AT_type: (reference to 3$)
...
11$: DW_TAG_const_type
    DW_AT_type: (reference to 12$)
12$: DW_TAG_reference_type
    DW_AT_byte_size: 8
    DW_AT_type: (reference to 13$)
13$: DW_TAG_const_type
    DW_AT_type: (reference to 1$)
...
```

Figure F.6: Split object example: demo1.dwo DWARF excerpts (*concluded*)

Appendix F. Split DWARF Object Files (Informative)

1 The `.debug_str_offsets.dwo` section contains an entry for each unique string in
2 the string table. Each entry in the table is the offset of the string, which is
3 contained in the `.debug_str.dwo` section.

4 In a split DWARF object file, all references to strings go through this table (there
5 are no other offsets to `.debug_str.dwo` in a split DWARF object file). That is,
6 there is no use of [DW_FORM_strp](#) in a split DWARF object file.

7 The offsets in these slots have no associated relocations, because they are not part
8 of a relocatable object file. When combined into a DWARF package file, however,
9 each slot must be adjusted to refer to the appropriate offset within the merged
10 string table (`.debug_str.dwo`). The tool that builds the DWARF package file must
11 understand the structure of the `.debug_str_offsets.dwo` section in order to
12 apply the necessary adjustments. [Section F.3 on page 438](#) presents an example of
13 a DWARF package file.

14 The `.debug_rnglists.dwo` section contains range lists referenced by any
15 [DW_AT_ranges](#) attributes in the split DWARF object. In our example, `demo1.o`
16 would have just a single range list for the compilation unit, with range list entries
17 for the function `Box::contains` and for out-of-line copies of the inline functions
18 `Point::x` and `Point::y`.

19 The `.debug_loclists.dwo` section contains the value lists and location lists
20 referenced by [DW_AT_location](#) attributes in the `.debug_info.dwo` section. This
21 section has a similar format to the `.debug_loclists` section in a non-split object,
22 but the section has some small differences as explained in [Section 7.7.3 on](#)
23 [page 241](#).

24 In `demo2.dwo` as shown in [Figure F.7 on the following page](#), the debugging
25 information for `Line::clip` starting at 2\$ describes a local variable `slope` at 7\$
26 whose location varies based on the PC. [Figure F.8 on page 437](#) presents some
27 excerpts from the `.debug_info.dwo` section for `demo2.dwo`.

Appendix F. Split DWARF Object Files (Informative)

part 1 of 2

```
1$: DW_TAG_class_type
    DW_AT_name [DW_FORM_strx]: (slot 20) "Line"
    DW_AT_signature [DW_FORM_ref_sig8]: 0x79c7ef0eae7375d1
    DW_AT_declaration: true
    ...
2$: DW_TAG_subprogram
    DW_AT_external: true
    DW_AT_name [DW_FORM_strx]: (slot 19) "clip"
    DW_AT_decl_file: 2
    DW_AT_decl_line: 16
    DW_AT_linkage_name [DW_FORM_strx]: (slot 2) "_ZN4Line4clipERK3Box"
    DW_AT_type: (reference to DIE for bool)
    DW_AT_accessibility: DW_ACCESS_public
    DW_AT_declaration: true
    ...
```

Figure F.7: Split object example: demo2.dwo DWARF .debug_info.dwo excerpts

Appendix F. Split DWARF Object Files (Informative)

part 2 of 2

```
3$: DW_TAG_subprogram
    DW_AT_specification: (reference to 2$)
    DW_AT_decl_file: 1
    DW_AT_decl_line: 3
    DW_AT_low_pc [DW_FORM_addrx]: (slot 32)
    DW_AT_high_pc [DW_FORM_data8]: 0x1ec
    DW_AT_frame_base: DW_OP_call_frame_cfa
    DW_AT_object_pointer: (reference to 4$)
4$: DW_TAG_formal_parameter
    DW_AT_name: (indexed string: 0x11): this
    DW_AT_type: (reference to DIE for type const Point* const)
    DW_AT_artificial: 1
    DW_AT_location: 0x0 (location list)
5$: DW_TAG_formal_parameter
    DW_AT_name: b
    DW_AT_decl_file: 1
    DW_AT_decl_line: 3
    DW_AT_type: (reference to DIE for type const Box& const)
    DW_AT_location [DW_FORM_sec_offset]: 0x2a
6$: DW_TAG_lexical_block
    DW_AT_low_pc [DW_FORM_addrx]: (slot 17)
    DW_AT_high_pc: 0x1d5
7$: DW_TAG_variable
    DW_AT_name [DW_FORM_strx]: (slot 28): "slope"
    DW_AT_decl_file: 1
    DW_AT_decl_line: 5
    DW_AT_type: (reference to DIE for type float)
    DW_AT_location [DW_FORM_sec_offset]: 0x49
```

Figure F.7: Split object example: demo2.dwo DWARF .debug_info.dwo excerpts
(concluded)

Appendix F. Split DWARF Object Files (Informative)

1 In Figure F.7 on page 435, the [DW_TAG_formal_parameter](#) entries at 4\$ and 5\$
 2 refer to the location lists at offset 0x0 and 0x2a, respectively, and the
 3 [DW_TAG_variable](#) entry for slope refers to the location list at offset 0x49. Figure
 4 F.8 shows a representation of the location lists at those offsets in the
 5 .debug_loclists.dwo section.

| Entry type | | Range | | Counted Location Description | |
|------------|------------------------------|-------|--------|------------------------------|------------------------------------------------------------------------------------------------------------------|
| offset | (DW_LLE_*) | start | length | length | expression |
| 0x00 | start_length | [9] | 0x002f | 0x01 | DW_OP_reg5 (rdi) |
| 0x09 | start_length | [11] | 0x01b9 | 0x01 | DW_OP_reg3 (rbx) |
| 0x12 | start_length | [29] | 0x0003 | 0x03 | DW_OP_breg12 (r12): -8; DW_OP_stack_value |
| 0x1d | start_length | [31] | 0x0001 | 0x03 | DW_OP_entry_value : (DW_OP_reg5 (rdi)); DW_OP_stack_value |
| 0x29 | end_of_list | | | | |
| 0x2a | start_length | [9] | 0x002f | 0x01 | DW_OP_reg4 (rsi) |
| 0x33 | start_length | [11] | 0x01ba | 0x03 | DW_OP_reg6 (rbp) |
| 0x3c | start_length | [30] | 0x0003 | 0x03 | DW_OP_entry_value : (DW_OP_reg4 (rsi)); DW_OP_stack_value |
| 0x48 | end_of_list | | | | |
| 0x49 | start_length | [10] | 0x0004 | 0x01 | DW_OP_reg18 (xmm1) |
| 0x52 | start_length | [11] | 0x01bd | 0x02 | DW_OP_fbreg : -36 |
| 0x5c | end_of_list | | | | |

Figure F.8: Split object example: demo2.dwo DWARF .debug_loclists.dwo excerpts

6 In each [DW_LLE_start_length](#) entry, the start field is the index of a slot in the
 7 .debug_addr section, relative to the base offset defined by the compilation unit's
 8 [DW_AT_addr_base](#) attribute. The .debug_addr slots referenced by these entries
 9 give the relocated address of a label within the function where the address range
 10 begins. The following length field gives the length of the address range. The
 11 location, consisting of its own length and a DWARF expression, is last.

F.3 DWARF Package File Example

A DWARF package file (see Section 7.3.5 on page 203) is a collection of split DWARF object files. In general, it will be much smaller than the sum of the split DWARF object files, because the packaging process removes duplicate type units and merges the string tables. Aside from those two optimizations, however, each compilation unit and each type unit from a split DWARF object file is copied verbatim into the package file.

The package file contains the same set of sections as a split DWARF object file, plus two additional sections described below.

The packaging utility, like a linker, combines sections of the same name by concatenation. While a split DWARF object may contain multiple `.debug_info.dwo` sections, one for the compilation unit, and one for each type unit, a package file contains a single `.debug_info.dwo` section. The combined `.debug_info.dwo` section contains each compilation unit and one copy of each type unit (discarding any duplicate type signatures).

As part of merging the string tables, the packaging utility treats the `.debug_str.dwo` and `.debug_str_offsets.dwo` sections specially. Rather than combining them by simple concatenation, it instead builds a new string table consisting of the unique strings from each input string table. Because all references to these strings use form `DW_FORM_strx`, the packaging utility only needs to adjust the string offsets in each `.debug_str_offsets.dwo` contribution after building the new `.debug_str.dwo` section.

Each compilation unit or type unit consists of a set of inter-related contributions to each section in the package file. For example, a compilation unit may have contributions in `.debug_info.dwo`, `.debug_abbrev.dwo`, `.debug_line.dwo`, `.debug_str_offsets.dwo`, and so on. In order to maintain the ability for a consumer to follow references between these sections, the package file contains two additional sections: a compilation unit (CU) index, and a type unit (TU) index. These indexes allow a consumer to look up a compilation unit (by its compilation unit ID) or a type unit (by its type unit signature), and locate each contribution that belongs to that unit.

For example, consider a package file, `demo.dwp`, formed by combining `demo1.dwo` and `demo2.dwo` from the previous example (see Appendix F.2 on page 425). For an executable file named "demo" (or "demo.exe"), a debugger would typically expect to find `demo.dwp` in the same directory as the executable file. The resulting package file would contain the sections shown in Figure F.9 on the following page, with contributions from each input file as shown.

Appendix F. Split DWARF Object Files (Informative)

| Section | Source of section contributions |
|----------------------------------------------------------------------------|-------------------------------------------------------------------------------------------------------------------------------------------------------------------------------------------------------------------------------------------------------------------------------------------------------------|
| <code>.debug_abbrev.dwo</code> | <code>.debug_abbrev.dwo</code> from <code>demo1.dwo</code> <code>.debug_abbrev.dwo</code> from <code>demo2.dwo</code> |
| <code>.debug_info.dwo</code> (for the compilation units and type units) | compilation unit from <code>demo1.dwo</code> compilation unit from <code>demo2.dwo</code> type unit for class <code>Box</code> from <code>demo1.dwo</code> type unit for class <code>Point</code> from <code>demo1.dwo</code> type unit for class <code>Line</code> from <code>demo2.dwo</code> |
| <code>.debug_rnglists.dwo</code> | <code>.debug_rnglists.dwo</code> from <code>demo1.dwo</code> <code>.debug_rnglists.dwo</code> from <code>demo2.dwo</code> |
| <code>.debug_loclists.dwo</code> | <code>.debug_loclists.dwo</code> from <code>demo1.dwo</code> <code>.debug_loclists.dwo</code> from <code>demo2.dwo</code> |
| <code>.debug_line.dwo</code> | <code>.debug_line.dwo</code> from <code>demo1.dwo</code> <code>.debug_line.dwo</code> from <code>demo2.dwo</code> |
| <code>.debug_str_offsets.dwo</code> | <code>.debug_str_offsets.dwo</code> from <code>demo1.dwo</code> , adjusted <code>.debug_str_offsets.dwo</code> from <code>demo2.dwo</code> , adjusted |
| <code>.debug_str.dwo</code> | merged string table generated by package utility |
| <code>.debug_cu_index</code> | CU index generated by package utility |
| <code>.debug_tu_index</code> | TU index generated by package utility |

Figure F.9: Sections and contributions in example package file `demo.dwp`

1 The `.debug_abbrev.dwo`, `.debug_rnglists.dwo`, `.debug_loclists.dwo` and
 2 `.debug_line.dwo` sections are copied over from the two `.dwo` files as individual
 3 contributions to the corresponding sections in the `.dwp` file. The offset of each
 4 contribution within the combined section and the size of each contribution is
 5 recorded as part of the CU and TU index sections.

6 The `.debug_info.dwo` sections corresponding to each compilation unit are copied
 7 as individual contributions to the combined `.debug_info.dwo` section, and one
 8 copy of each type unit is also copied. The type units for class `Box` and class `Point`,
 9 for example, are contained in both `demo1.dwo` and `demo2.dwo`, but only one
 10 instance of each is copied into the package file.

Appendix F. Split DWARF Object Files (Informative)

1 The `.debug_str.dwo` sections from each file are merged to form a new string
2 table with no duplicates, requiring the adjustment of all references to those
3 strings. The `.debug_str_offsets.dwo` sections from the `.dwo` files are copied as
4 individual contributions, but the string table offset in each slot of those
5 contributions is adjusted to point to the correct offset in the merged string table.

6 The `.debug_cu_index` and `.debug_tu_index` sections provide a directory to these
7 contributions. Figure F.10 following shows an example CU index section
8 containing the two compilation units from `demo1.dwo` and `demo2.dwo`. The CU
9 index shows that for the compilation unit from `demo1.dwo`, with compilation unit
10 ID `0x044e413b8a2d1b8f`, its contribution to the `.debug_info.dwo` section begins
11 at offset 0, and is 325 bytes long. For the compilation unit from `demo2.dwo`, with
12 compilation unit ID `0xb5f0ecf455e7e97e`, its contribution to the
13 `.debug_info.dwo` section begins at offset 325, and is 673 bytes long.

14 Likewise, we can find the contributions to the related sections. In Figure F.8 on
15 page 437, we see that the `DW_TAG_variable` DIE at 7\$ has a reference to a
16 location list at offset `0x49` (decimal 73). Because this is part of the compilation
17 unit for `demo2.dwo`, with unit signature `0xb5f0ecf455e7e97e`, we see that its
18 contribution to `.debug_loclists.dwo` begins at offset 84, so the location list from
19 Figure F.8 on page 437 can be found in `demo.dwp` at offset 157 ($84 + 73$) in the
20 combined `.debug_loclists.dwo` section.

21 Figure F.11 following shows an example TU index section containing the three
22 type units for classes `Box`, `Point`, and `Line`. Each type unit contains contributions
23 from `.debug_info.dwo`, `.debug_abbrev.dwo`, `.debug_line.dwo` and
24 `.debug_str_offsets.dwo`. In this example, the type units for classes `Box` and
25 `Point` come from `demo1.dwo`, and share the abbreviations table, line number
26 table, and string offsets table with the compilation unit from `demo1.dwo`.
27 Likewise, the type unit for class `Line` shares tables from `demo2.dwo`.

28 The sharing of these tables between compilation units and type units is typical
29 for some implementations, but is not required by the DWARF standard.

Appendix F. Split DWARF Object Files (Informative)

| Section header | | | | | | | |
|-------------------------|--|--|--|--|--|--|----|
| Version: | | | | | | | 5 |
| Number of columns: | | | | | | | 6 |
| Number of used entries: | | | | | | | 2 |
| Number of slots: | | | | | | | 16 |

| Offset table | | | | | | | |
|--------------|--------------------|------|--------|-----|------|---------|-----|
| slot | signature | info | abbrev | loc | line | str_off | rng |
| 14 | 0xb5f0ecf455e7e97e | 325 | 452 | 84 | 52 | 72 | 350 |
| 15 | 0x044e413b8a2d1b8f | 0 | 0 | 0 | 0 | 0 | 0 |

| Size table | | | | | | | |
|------------|--|------|--------|-----|------|---------|-----|
| slot | | info | abbrev | loc | line | str_off | rng |
| 14 | | 673 | 593 | 93 | 52 | 120 | 34 |
| 15 | | 325 | 452 | 84 | 52 | 72 | 15 |

Figure F.10: Example CU index section

Appendix F. Split DWARF Object Files (Informative)

| Section header | | | | | |
|-------------------------|--|----|--|--|--|
| Version: | | 5 | | | |
| Number of columns: | | 4 | | | |
| Number of used entries: | | 3 | | | |
| Number of slots: | | 32 | | | |

| Offset table | | | | | |
|--------------|--------------------|------|--------|------|---------|
| slot | signature | info | abbrev | line | str_off |
| 11 | 0x2f33248f03ff18ab | 1321 | 0 | 0 | 0 |
| 17 | 0x79c7ef0eae7375d1 | 1488 | 452 | 52 | 72 |
| 27 | 0xe97a3917c5a6529b | 998 | 0 | 0 | 0 |

| Size table | | | | | |
|------------|--|------|--------|------|---------|
| slot | | info | abbrev | line | str_off |
| 11 | | 167 | 452 | 52 | 72 |
| 17 | | 217 | 593 | 52 | 120 |
| 27 | | 323 | 452 | 52 | 72 |

Figure F.11: Example TU index section

Appendix F. Split DWARF Object Files (Informative)

(empty page)

Appendix G

DWARF Section Version Numbers (Informative)

Most DWARF sections have a version number in the section header. This version number is not tied to the DWARF standard revision numbers, but instead is incremented when incompatible changes to that section are made. The DWARF standard that a producer is following is not explicitly encoded in the file. Version numbers in the section headers are represented as two-byte unsigned integers.

Table [G.1 on the next page](#) shows what version numbers are in use for each section. In that table:

- “V2” means DWARF Version 2, published July 27, 1993.
- “V3” means DWARF Version 3, published December 20, 2005.
- “V4” means DWARF Version 4, published June 10, 2010.
- “V5” means DWARF Version 5, published February 13, 2017.
- “V6” means DWARF Version 6¹, published *<to be determined>*.

There are sections with no version number encoded in them; they are only accessed via the `.debug_info` sections and so an incompatible change in those sections’ format would be represented by a change in the `.debug_info` section version number.

¹Higher numbers are reserved for future use.

Appendix G. Section Version Numbers (Informative)

Table G.1: Section version numbers

| Section Name | V2 | V3 | V4 | V5 | V6 |
|--------------------------------|----|----|----|----|----|
| .debug_abbrev | * | * | * | * | * |
| .debug_addr | - | - | - | 5 | 5 |
| .debug_aranges | 2 | 2 | 2 | 2 | - |
| .debug_frame ² | 1 | 3 | 4 | 4 | 4 |
| .debug_info | 2 | 3 | 4 | 5 | 5 |
| .debug_line | 2 | 3 | 4 | 5 | 6 |
| .debug_line_str | - | - | - | * | * |
| .debug_loc | * | * | * | - | - |
| .debug_loclists | - | - | - | 5 | 5 |
| .debug_macinfo | * | * | * | - | - |
| .debug_macro | - | - | - | 5 | 5 |
| .debug_names | - | - | - | 5 | 6 |
| .debug_pubnames | 2 | 2 | 2 | - | - |
| .debug_pubtypes | - | 2 | 2 | - | - |
| .debug_ranges | - | * | * | - | - |
| .debug_rnglists | - | - | - | 5 | 5 |
| .debug_str | * | * | * | * | * |
| .debug_str_offsets | - | - | - | 5 | 5 |
| .debug_sup | - | - | - | 5 | 5 |
| .debug_types | - | - | 4 | - | - |
| <i>(split object sections)</i> | | | | | |
| .debug_abbrev.dwo | - | - | - | * | * |
| .debug_info.dwo | - | - | - | 5 | 5 |
| .debug_line.dwo | - | - | - | 5 | 5 |
| .debug_loclists.dwo | - | - | - | 5 | 5 |
| .debug_macro.dwo | - | - | - | 5 | 5 |
| .debug_rnglists.dwo | - | - | - | 5 | 5 |
| .debug_str.dwo | - | - | - | * | * |
| .debug_str_offsets.dwo | - | - | - | 5 | 5 |

Continued on next page

²For the `.debug_frame` section, version 2 is unused.

Appendix G. Section Version Numbers (Informative)

| Section Name | V2 | V3 | V4 | V5 | V6 |
|--------------------------------|-----------|-----------|-----------|-----------|-----------|
| <i>(package file sections)</i> | | | | | |
| <code>.debug_cu_index</code> | - | - | - | 5 | 6 |
| <code>.debug_tu_index</code> | - | - | - | 5 | 6 |

1 Notes:

- 2
- 3
- 4
- 5
- 6
- 7
- “*” means that a version number is not applicable (the section does not include a header or the section’s header does not include a version).
 - “-” means that the section was not defined in that version of the DWARF standard.
 - The version numbers for corresponding `.debug_<kind>` and `.debug_<kind>.dwo` sections are the same.

Appendix G. Section Version Numbers (Informative)

(empty page)

Appendix H

GNU Free Documentation License

Version 1.3, 3 November 2008

Copyright ©2000, 2001, 2002, 2007, 2008 Free Software Foundation, Inc.

<http://fsf.org/>

Everyone is permitted to copy and distribute verbatim copies of this license document, but changing it is not allowed.

PREAMBLE

The purpose of this License is to make a manual, textbook, or other functional and useful document “free” in the sense of freedom: to assure everyone the effective freedom to copy and redistribute it, with or without modifying it, either commercially or noncommercially. Secondly, this License preserves for the author and publisher a way to get credit for their work, while not being considered responsible for modifications made by others.

This License is a kind of “copyleft,” which means that derivative works of the document must themselves be free in the same sense. It complements the GNU General Public License, which is a copyleft license designed for free software.

We have designed this License in order to use it for manuals for free software, because free software needs free documentation: a free program should come with manuals providing the same freedoms that the software does. But this License is not limited to software manuals; it can be used for any textual work, regardless of subject matter or whether it is published as a printed book. We recommend this License principally for works whose purpose is instruction or reference.

H.1 APPLICABILITY AND DEFINITIONS

This License applies to any manual or other work, in any medium, that contains a notice placed by the copyright holder saying it can be distributed under the terms of this License. Such a notice grants a world-wide, royalty-free license, unlimited in duration, to use that work under the conditions stated herein. The “Document”, below, refers to any such manual or work. Any member of the public is a licensee, and is addressed as “you.” You accept the license if you copy, modify or distribute the work in a way requiring permission under copyright law.

A “Modified Version” of the Document means any work containing the Document or a portion of it, either copied verbatim, or with modifications and/or translated into another language.

A “Secondary Section” is a named appendix or a front-matter section of the Document that deals exclusively with the relationship of the publishers or authors of the Document to the Document’s overall subject (or to related matters) and contains nothing that could fall directly within that overall subject. (Thus, if the Document is in part a textbook of mathematics, a Secondary Section may not explain any mathematics.) The relationship could be a matter of historical connection with the subject or with related matters, or of legal, commercial, philosophical, ethical or political position regarding them.

The “Invariant Sections” are certain Secondary Sections whose titles are designated, as being those of Invariant Sections, in the notice that says that the Document is released under this License. If a section does not fit the above definition of Secondary then it is not allowed to be designated as Invariant. The Document may contain zero Invariant Sections. If the Document does not identify any Invariant Sections then there are none.

The “Cover Texts” are certain short passages of text that are listed, as Front-Cover Texts or Back-Cover Texts, in the notice that says that the Document is released under this License. A Front-Cover Text may be at most 5 words, and a Back-Cover Text may be at most 25 words.

A “Transparent” copy of the Document means a machine-readable copy, represented in a format whose specification is available to the general public, that is suitable for revising the document straightforwardly with generic text editors or (for images composed of pixels) generic paint programs or (for drawings) some widely available drawing editor, and that is suitable for input to text formatters or for automatic translation to a variety of formats suitable for input to text formatters. A copy made in an otherwise Transparent file format whose markup, or absence of markup, has been arranged to thwart or

Appendix H. GNU Free Documentation License

discourage subsequent modification by readers is not Transparent. An image format is not Transparent if used for any substantial amount of text. A copy that is not “Transparent” is called “Opaque.”

Examples of suitable formats for Transparent copies include plain ASCII without markup, Texinfo input format, LaTeX input format, SGML or XML using a publicly available DTD, and standard-conforming simple HTML, PostScript or PDF designed for human modification. Examples of transparent image formats include PNG, XCF and JPG. Opaque formats include proprietary formats that can be read and edited only by proprietary word processors, SGML or XML for which the DTD and/or processing tools are not generally available, and the machine-generated HTML, PostScript or PDF produced by some word processors for output purposes only.

The “Title Page” means, for a printed book, the title page itself, plus such following pages as are needed to hold, legibly, the material this License requires to appear in the title page. For works in formats which do not have any title page as such, “Title Page” means the text near the most prominent appearance of the work’s title, preceding the beginning of the body of the text.

The “publisher” means any person or entity that distributes copies of the Document to the public.

A section “Entitled XYZ” means a named subunit of the Document whose title either is precisely XYZ or contains XYZ in parentheses following text that translates XYZ in another language. (Here XYZ stands for a specific section name mentioned below, such as “Acknowledgements,” “Dedications,” “Endorsements,” or “History.”) To “Preserve the Title” of such a section when you modify the Document means that it remains a section “Entitled XYZ” according to this definition.

The Document may include Warranty Disclaimers next to the notice which states that this License applies to the Document. These Warranty Disclaimers are considered to be included by reference in this License, but only as regards disclaiming warranties: any other implication that these Warranty Disclaimers may have is void and has no effect on the meaning of this License.

H.2 VERBATIM COPYING

You may copy and distribute the Document in any medium, either commercially or noncommercially, provided that this License, the copyright notices, and the license notice saying this License applies to the Document are reproduced in all copies, and that you add no other conditions whatsoever to those of this License.

You may not use technical measures to obstruct or control the reading or further copying of the copies you make or distribute. However, you may accept compensation in exchange for copies. If you distribute a large enough number of copies you must also follow the conditions in section [H.3](#).

You may also lend copies, under the same conditions stated above, and you may publicly display copies.

H.3 COPYING IN QUANTITY

If you publish printed copies (or copies in media that commonly have printed covers) of the Document, numbering more than 100, and the Document's license notice requires Cover Texts, you must enclose the copies in covers that carry, clearly and legibly, all these Cover Texts: Front-Cover Texts on the front cover, and Back-Cover Texts on the back cover. Both covers must also clearly and legibly identify you as the publisher of these copies. The front cover must present the full title with all words of the title equally prominent and visible. You may add other material on the covers in addition. Copying with changes limited to the covers, as long as they preserve the title of the Document and satisfy these conditions, can be treated as verbatim copying in other respects.

If the required texts for either cover are too voluminous to fit legibly, you should put the first ones listed (as many as fit reasonably) on the actual cover, and continue the rest onto adjacent pages.

If you publish or distribute Opaque copies of the Document numbering more than 100, you must either include a machine-readable Transparent copy along with each Opaque copy, or state in or with each Opaque copy a computer-network location from which the general network-using public has access to download using public-standard network protocols a complete Transparent copy of the Document, free of added material. If you use the latter option, you must take reasonably prudent steps, when you begin distribution of Opaque copies in quantity, to ensure that this Transparent copy will remain thus accessible at the stated location until at least one year after the last time you distribute an Opaque copy (directly or through your agents or retailers) of that edition to the public.

It is requested, but not required, that you contact the authors of the Document well before redistributing any large number of copies, to give them a chance to provide you with an updated version of the Document.

H.4 MODIFICATIONS

You may copy and distribute a Modified Version of the Document under the conditions of sections [H.2](#) and [H.3](#) above, provided that you release the Modified Version under precisely this License, with the Modified Version filling the role of the Document, thus licensing distribution and modification of the Modified Version to whoever possesses a copy of it. In addition, you must do these things in the Modified Version:

- A. Use in the Title Page (and on the covers, if any) a title distinct from that of the Document, and from those of previous versions (which should, if there were any, be listed in the History section of the Document). You may use the same title as a previous version if the original publisher of that version gives permission.
- B. List on the Title Page, as authors, one or more persons or entities responsible for authorship of the modifications in the Modified Version, together with at least five of the principal authors of the Document (all of its principal authors, if it has fewer than five), unless they release you from this requirement.
- C. State on the Title page the name of the publisher of the Modified Version, as the publisher.
- D. Preserve all the copyright notices of the Document.
- E. Add an appropriate copyright notice for your modifications adjacent to the other copyright notices.
- F. Include, immediately after the copyright notices, a license notice giving the public permission to use the Modified Version under the terms of this License, in the form shown in the Addendum below.
- G. Preserve in that license notice the full lists of Invariant Sections and required Cover Texts given in the Document's license notice.
- H. Include an unaltered copy of this License.
- I. Preserve the section Entitled "History," Preserve its Title, and add to it an item stating at least the title, year, new authors, and publisher of the Modified Version as given on the Title Page. If there is no section Entitled "History" in the Document, create one stating the title, year, authors, and publisher of the Document as given on its Title Page, then add an item describing the Modified Version as stated in the previous sentence.
- J. Preserve the network location, if any, given in the Document for public access to a Transparent copy of the Document, and likewise the network locations

Appendix H. GNU Free Documentation License

given in the Document for previous versions it was based on. These may be placed in the “History” section. You may omit a network location for a work that was published at least four years before the Document itself, or if the original publisher of the version it refers to gives permission.

- K. For any section Entitled “Acknowledgements” or “Dedications”, Preserve the Title of the section, and preserve in the section all the substance and tone of each of the contributor acknowledgements and/or dedications given therein.
- L. Preserve all the Invariant Sections of the Document, unaltered in their text and in their titles. Section numbers or the equivalent are not considered part of the section titles.
- M. Delete any section Entitled “Endorsements”. Such a section may not be included in the Modified Version.
- N. Do not retitle any existing section to be Entitled “Endorsements” or to conflict in title with any Invariant Section.
- O. Preserve any Warranty Disclaimers.

If the Modified Version includes new front-matter sections or appendices that qualify as Secondary Sections and contain no material copied from the Document, you may at your option designate some or all of these sections as invariant. To do this, add their titles to the list of Invariant Sections in the Modified Version’s license notice. These titles must be distinct from any other section titles.

You may add a section Entitled “Endorsements,” provided it contains nothing but endorsements of your Modified Version by various parties—for example, statements of peer review or that the text has been approved by an organization as the authoritative definition of a standard.

You may add a passage of up to five words as a Front-Cover Text, and a passage of up to 25 words as a Back-Cover Text, to the end of the list of Cover Texts in the Modified Version. Only one passage of Front-Cover Text and one of Back-Cover Text may be added by (or through arrangements made by) any one entity. If the Document already includes a cover text for the same cover, previously added by you or by arrangement made by the same entity you are acting on behalf of, you may not add another; but you may replace the old one, on explicit permission from the previous publisher that added the old one.

The author(s) and publisher(s) of the Document do not by this License give permission to use their names for publicity for or to assert or imply endorsement of any Modified Version.

H.5 COMBINING DOCUMENTS

You may combine the Document with other documents released under this License, under the terms defined in section [H.5](#) above for modified versions, provided that you include in the combination all of the Invariant Sections of all of the original documents, unmodified, and list them all as Invariant Sections of your combined work in its license notice, and that you preserve all their Warranty Disclaimers.

The combined work need only contain one copy of this License, and multiple identical Invariant Sections may be replaced with a single copy. If there are multiple Invariant Sections with the same name but different contents, make the title of each such section unique by adding at the end of it, in parentheses, the name of the original author or publisher of that section if known, or else a unique number. Make the same adjustment to the section titles in the list of Invariant Sections in the license notice of the combined work.

In the combination, you must combine any sections Entitled “History” in the various original documents, forming one section Entitled “History;” likewise combine any sections Entitled “Acknowledgements,” and any sections Entitled “Dedications.” You must delete all sections Entitled “Endorsements.”

H.6 COLLECTIONS OF DOCUMENTS

You may make a collection consisting of the Document and other documents released under this License, and replace the individual copies of this License in the various documents with a single copy that is included in the collection, provided that you follow the rules of this License for verbatim copying of each of the documents in all other respects.

You may extract a single document from such a collection, and distribute it individually under this License, provided you insert a copy of this License into the extracted document, and follow this License in all other respects regarding verbatim copying of that document.

H.7 AGGREGATION WITH INDEPENDENT WORKS

A compilation of the Document or its derivatives with other separate and independent documents or works, in or on a volume of a storage or distribution medium, is called an “aggregate” if the copyright resulting from the compilation

is not used to limit the legal rights of the compilation's users beyond what the individual works permit. When the Document is included in an aggregate, this License does not apply to the other works in the aggregate which are not themselves derivative works of the Document.

If the Cover Text requirement of section [H.3](#) is applicable to these copies of the Document, then if the Document is less than one half of the entire aggregate, the Document's Cover Texts may be placed on covers that bracket the Document within the aggregate, or the electronic equivalent of covers if the Document is in electronic form. Otherwise they must appear on printed covers that bracket the whole aggregate.

H.8 TRANSLATION

Translation is considered a kind of modification, so you may distribute translations of the Document under the terms of section [H.4](#). Replacing Invariant Sections with translations requires special permission from their copyright holders, but you may include translations of some or all Invariant Sections in addition to the original versions of these Invariant Sections. You may include a translation of this License, and all the license notices in the Document, and any Warranty Disclaimers, provided that you also include the original English version of this License and the original versions of those notices and disclaimers. In case of a disagreement between the translation and the original version of this License or a notice or disclaimer, the original version will prevail.

If a section in the Document is Entitled "Acknowledgements", "Dedications", or "History", the requirement (section [H.4](#)) to Preserve its Title (section [H.1](#)) will typically require changing the actual title.

H.9 TERMINATION

You may not copy, modify, sublicense, or distribute the Document except as expressly provided under this License. Any attempt otherwise to copy, modify, sublicense, or distribute it is void, and will automatically terminate your rights under this License.

However, if you cease all violation of this License, then your license from a particular copyright holder is reinstated (a) provisionally, unless and until the copyright holder explicitly and finally terminates your license, and (b) permanently, if the copyright holder fails to notify you of the violation by some reasonable means prior to 60 days after the cessation.

Appendix H. GNU Free Documentation License

Moreover, your license from a particular copyright holder is reinstated permanently if the copyright holder notifies you of the violation by some reasonable means, this is the first time you have received notice of violation of this License (for any work) from that copyright holder, and you cure the violation prior to 30 days after your receipt of the notice.

Termination of your rights under this section does not terminate the licenses of parties who have received copies or rights from you under this License. If your rights have been terminated and not permanently reinstated, receipt of a copy of some or all of the same material does not give you any rights to use it.

H.10 FUTURE REVISIONS OF THIS LICENSE

The Free Software Foundation may publish new, revised versions of the GNU Free Documentation License from time to time. Such new versions will be similar in spirit to the present version, but may differ in detail to address new problems or concerns. See <http://www.gnu.org/copyleft/>.

Each version of the License is given a distinguishing version number. If the Document specifies that a particular numbered version of this License “or any later version” applies to it, you have the option of following the terms and conditions either of that specified version or of any later version that has been published (not as a draft) by the Free Software Foundation. If the Document does not specify a version number of this License, you may choose any version ever published (not as a draft) by the Free Software Foundation. If the Document specifies that a proxy can decide which future versions of this License can be used, that proxy’s public statement of acceptance of a version permanently authorizes you to choose that version for the Document.

H.11 RELICENSING

“Massive Multiauthor Collaboration Site” (or “MMC Site”) means any World Wide Web server that publishes copyrightable works and also provides prominent facilities for anybody to edit those works. A public wiki that anybody can edit is an example of such a server. A “Massive Multiauthor Collaboration” (or “MMC”) contained in the site means any set of copyrightable works thus published on the MMC site.

“CC-BY-SA” means the Creative Commons Attribution-Share Alike 3.0 license published by Creative Commons Corporation, a not-for-profit corporation with a

Appendix H. GNU Free Documentation License

principal place of business in San Francisco, California, as well as future copyleft versions of that license published by that same organization.

“Incorporate” means to publish or republish a Document, in whole or in part, as part of another Document.

An MMC is “eligible for relicensing” if it is licensed under this License, and if all works that were first published under this License somewhere other than this MMC, and subsequently incorporated in whole or in part into the MMC, (1) had no cover texts or invariant sections, and (2) were thus incorporated prior to November 1, 2008.

The operator of an MMC Site may republish an MMC contained in the site under CC-BY-SA on the same site at any time before August 1, 2009, provided the MMC is eligible for relicensing.

ADDENDUM: How to use this License for your documents

To use this License in a document you have written, include a copy of the License in the document and put the following copyright and license notices just after the title page:

Copyright (C) YEAR YOUR NAME.

Permission is granted to copy, distribute and/or modify this document under the terms of the GNU Free Documentation License, Version 1.3 or any later version published by the Free Software Foundation; with no Invariant Sections, no Front-Cover Texts, and no Back-Cover Texts.

A copy of the license is included in the section entitled “GNU Free Documentation License.”

If you have Invariant Sections, Front-Cover Texts and Back-Cover Texts, replace the “with... Texts.” line with this:

with the Invariant Sections being LIST THEIR TITLES, with the Front-Cover Texts being LIST, and with the Back-Cover Texts being LIST.

If you have Invariant Sections without Cover Texts, or some other combination of the three, merge those two alternatives to suit the situation.

Appendix H. GNU Free Documentation License

If your document contains nontrivial examples of program code, we recommend releasing these examples in parallel under your choice of free software license, such as the GNU General Public License, to permit their use in free software.

Appendix H. GNU Free Documentation License

(empty page)

Index

- &-qualified non-static member
 - function, [21](#)
- &&-qualified non-static member
 - function, [22](#)
- <caf>, *see* [code alignment factor](#)
- <daf>, *see* [data alignment factor](#)
- ... parameters, *see* [unspecified parameters entry](#)
- .data, [395](#)
- .debug_abbrev.dwo, [8](#), [201](#), [203](#), [204](#), [207](#), [296](#), [297](#), [421](#), [431](#), [438–440](#), [445](#)
- .debug_abbrev, [151](#), [198](#), [200](#), [210](#), [214–217](#), [292](#), [293](#), [296](#), [297](#), [304](#), [305](#), [395](#), [405](#), [422](#), [428](#), [430](#), [445](#)
 - example, [304](#)
- .debug_addr, [8](#), [31](#), [50](#), [59](#), [73](#), [197](#), [199](#), [200](#), [228](#), [258](#), [292](#), [294–297](#), [422](#), [423](#), [428–431](#), [437](#), [445](#)
- .debug_aranges, [445](#)
- .debug_cu_index, [8](#), [204](#), [205](#), [439](#), [440](#), [446](#)
- .debug_frame, [186](#), [187](#), [197](#), [200](#), [210](#), [292](#), [296](#), [349](#), [422](#), [445](#)
- .debug_info.dwo, [8](#), [15](#), [201–204](#), [207](#), [210](#), [296–299](#), [421](#), [423](#), [431](#), [432](#), [434–436](#), [438–440](#), [445](#)
- .debug_info, [8](#), [9](#), [13](#), [15](#), [24](#), [32](#), [35](#), [40](#), [46](#), [74](#), [145](#), [146](#), [148](#), [155](#), [157](#), [159](#), [186](#), [197–200](#), [202](#), [210–215](#), [217](#), [221](#), [231–234](#), [292–299](#), [304](#), [305](#), [395](#), [396](#), [398](#), [400–406](#), [417](#), [418](#), [421](#), [422](#), [428](#), [429](#), [431](#), [444](#), [445](#)
 - example, [304](#)
- .debug_line.dwo, [8](#), [77](#), [169](#), [178](#), [181](#), [201](#), [203](#), [204](#), [207](#), [229](#), [296](#), [298](#), [299](#), [421](#), [431](#), [432](#), [438–440](#), [445](#)
- .debug_line_str, [8](#), [159](#), [164](#), [167–169](#), [200](#), [211](#), [233](#), [292](#), [295](#), [296](#), [422](#), [445](#)
- .debug_line, [69](#), [159](#), [164](#), [169](#), [178](#), [181](#), [197](#), [199](#), [200](#), [210](#), [211](#), [229](#), [292–298](#), [386](#), [387](#), [395](#), [400](#), [405](#), [421](#), [422](#), [428–430](#), [445](#)
- .debug_loclists.dwo, [8](#), [48](#), [201](#), [203](#), [204](#), [207](#), [260](#), [296](#), [297](#), [421](#), [431](#), [434](#), [437](#), [439](#), [440](#), [445](#)
- .debug_loclists, [9](#), [10](#), [48](#), [51](#), [73](#), [197](#), [199](#), [212](#), [230](#), [260](#), [292](#), [294](#), [297](#), [421](#), [434](#), [445](#)
- .debug_loc (pre-Version 5), [10](#), [445](#)
- .debug_macinfo (pre-Version 5), [8](#), [204](#), [445](#)
- .debug_macro.dwo, [8](#), [178](#), [201](#), [203](#), [204](#), [207](#), [230](#), [296](#), [298](#), [299](#), [421](#), [431](#), [445](#)
- .debug_macro, [8](#), [70](#), [177](#), [178](#), [182](#),

Index

- 199, 209, 230, 292–295, 386, 387, 421, 445
- .debug_names, 9, 10, 146, 153, 155, 157, 197, 199, 200, 210, 211, 292, 293, 295, 296, 298, 422, 423, 428–430, 445
- .debug_pubnames (pre-Version 5), 9, 10, 146, 445
- .debug_pubtypes (pre-Version 5), 9, 10, 146, 445
- .debug_ranges (pre-Version 5), 10, 445
- .debug_rnglists.dwo, 58, 201, 203, 204, 207, 259, 296, 297, 431, 434, 439, 445
- .debug_rnglists, 9, 10, 58, 60, 73, 197, 199, 212, 231, 259, 292, 294–297, 445
- .debug_str.dwo, 8, 169, 201–204, 296, 298, 299, 421, 431, 434, 438–440, 445
- .debug_str_offsets.dwo, 8, 73, 169, 202–204, 207, 210, 257, 299, 421, 422, 431, 434, 438–440, 445
- .debug_str_offsets, 8, 73, 77, 154, 157, 179, 197, 199, 201, 210, 211, 233, 234, 257, 291–295, 298, 422, 445
- .debug_str, 154, 157, 168, 169, 179, 182, 199–201, 209–211, 233, 234, 292–294, 296, 298, 385, 387, 422, 428–430, 445
- .debug_sup, 208, 445
- .debug_tu_index, 8, 204, 205, 439, 440, 446
- .debug_types (Version 4), 8, 445
- .dwo file extension, 421
- .dwp file extension, 203
- .text, 395, 402, 404
- segment_selector_size
 - (deprecated), 164, 187, 258–260
- 32-bit DWARF format, 40, 164, 209, 214–216, 228–234, 255, 261
- 64-bit DWARF format, 40, 164, 209, 214–216, 229–234, 255, 261
- abbrev_table_size, 154, 157, 158, 250
- abbreviations table, 212
 - dynamic forms in, 221
 - example, 304
- abstract instance, 20, 418
 - entry, 90
 - example, 354, 357
 - nested, 95
 - root, 90, 91
 - tree, 90
- abstract origin attribute, 93, 94, 223
- accelerated access, 145
 - by name, 146
- Access declaration, 17
- access declaration entry, 127
- accessibility attribute, 17, 52, 126, 127, 129, 223, 244
- Accessibility of base or inherited class, 17
- activation of call frame, 183, 193
- Ada, 1, 17, 52, 68, 115, 117, 118, 143, 324, 326, 330, 331, 334, 335
- address, *see also* address class
 - dereference operator, 34, 35
 - implicit push for member operator, 140
 - implicit push of base, 36
 - uplevel, *see* static link attribute
- address, 161, 163, 165
- address class, 23, 50, 54, 61, 96, 222, 224–227, 234–236, 247
- address class attribute, 86, 119, 223
- address index, 50, 59

Index

- address of call instruction, [18](#)
- address of called routine, [19](#)
- address of called routine, which may be clobbered, [19](#)
- address of the value pointed to by an argument, [18](#)
- address register
 - address register
 - in line number machine, [161](#)
- address size, *see also* [address_size](#), *see* size of an address
- address space
 - multiple, [35](#)
- address table, [17](#)
- address table base
 - encoding, [226](#)
- address table base attribute, [73](#)
- [address_range](#), [186](#), [188](#), [193](#)
- [address_size](#), [9](#), [164](#), [186](#), [214](#), [215](#), [258–260](#), [345](#)
- [addrptr](#), *see also* [addrptr](#) class
- [addrptr](#) class, [23](#), [73](#), [76](#), [226–228](#), [234](#), [235](#)
- adjusted opcode, [173](#)
- alias declaration, *see* imported declaration entry
- alignment
 - non-default, [17](#)
- alignment attribute, [64](#), [226](#)
- all calls summary attribute, [85](#), [226](#)
- all source calls summary attribute, [85](#), [226](#)
- all tail and normal calls are described, [18](#)
- all tail calls are described, [18](#)
- all tail calls summary attribute, [85](#), [226](#)
- all tail, normal and inlined calls are described, [18](#)
- allocated attribute, [143](#), [224](#)
- allocation status of types, [17](#)
- anonymous structure, [324](#)
- anonymous union, [105](#), [127](#)
- ANSI-defined language names, [67](#), [245](#)
- argument value passed, [19](#)
- ARM instruction set architecture, [159](#)
- array
 - assumed-rank, [144](#), [319](#)
 - declaration of type, [120](#)
 - descriptor for, [310](#)
 - element ordering, [120](#)
 - element type, [121](#)
- Array bound THREADS scale factor, [22](#)
- array coarray, *see* [coarray](#)
- array element stride (of array type), [18](#)
- array row/column ordering, [21](#)
- array type entry, [120](#)
 - examples, [310](#)
- artificial attribute, [53](#), [223](#)
- artificial name or description, [20](#)
- ASCII (Fortran string kind), [137](#)
- ASCII (Fortran string kind), [114](#)
- ASCII character, [113](#)
- Assembly, [68](#)
- associated attribute, [143](#), [224](#)
- associated compilation unit, [227](#)
- association status of types, [17](#)
- assumed-rank array, *see* [array](#), [assumed-rank](#)
- atomic qualified type entry, [118](#)
- attribute duplication, [17](#)
- attribute encodings, [222](#)
- attribute ordering, [17](#)
- attribute value classes, [23](#)
- attributes, [15](#)
 - list of, [17](#)
- augmentation, [155](#), [186](#)
- augmentation sequence, [155](#)
- augmentation string, [186](#)

Index

- augmentation_size, 155
- auto return type, 86, 117, 131

- base address, 57
 - of location list, 49
 - of range list, 58
- base address of scope, 21, 57
- base address selection entry
 - in range list, 256, 257
- base type bit location, 19
- base type bit size, 18
- base type entry, 111
- base types attribute, 72, 223
- basic block, 159–161, 171, 173
- basic_block, 161, 163, 171, 173
- beginning of a data member, 128
- beginning of an object, 128, 329
- Bernstein hash function, 266
- Bias added to an encoded value, 17
- bias attribute, 227
- big-endian encoding, *see* endianness
 - attribute
- binary scale attribute, 114, 225
- binary scale factor for fixed-point type, 17
- bit fields, 327, 329
- bit offset attribute (Version 3), 222
- bit size attribute, 111, 112, 129, 141, 222
- bit stride attribute, 121, 135, 140, 223
- BLISS, 68
- block, *see also* block class, 25, 87, 103, 133, 193
- block class, 23, 223, 224, 228, 234
- bounded location description, 48, 50, 51
- bounded range, 58–60
- bucket_count, 154, 156
- byte order, 108, 203, 208, 229, 236, 329
- byte size attribute, 111, 129, 141, 222

- byte stride attribute, 121, 135, 140, 224

- C, 1, 12, 21, 36, 54, 68, 72, 84–86, 100, 101, 103–106, 112, 114, 117–121, 123, 124, 135, 136, 141, 176, 181, 266, 319, 324, 329, 371, 377, 385, 401, 402, 417
- C++, 1, 9, 11, 12, 17, 21, 22, 36, 52, 53, 56, 62, 63, 68, 79–82, 86, 89–92, 94, 96, 100–102, 105, 106, 108, 114, 117, 118, 120, 123–127, 129–131, 135, 136, 140–142, 153, 176, 181, 324, 329, 337, 359, 362, 365–369, 389, 394, 397, 399–402, 406, 417
- C++ for OpenCL, 68
- C++11, 130, 136
- C-interoperable, 319
- C#, 68
- call column attribute, 99, 225
 - of call site entry, 99
- call data location attribute, 100, 226
- call data value attribute, 100, 226
- call file attribute, 99, 225
 - of call site entry, 99
- call is a tail call, 18
- call line attribute, 99, 225
 - of call site entry, 99
- call origin attribute, 98, 226
- call parameter attribute, 100, 226
- call PC attribute, 226
- call pc attribute, 98
- call return PC attribute, 226
- call return pc attribute, 98
- call site
 - address of called routine, 19
 - address of called routine, which may be clobbered, 19
 - address of the call instruction, 18

Index

- address of the value pointed to
 - by an argument, 18
- argument value passed, 19
- parameter entry, 18
- return address, 18
- subprogram called, 18
- summary
 - all tail and normal calls are described, 18
 - all tail calls are described, 18
 - all tail, normal and inlined calls are described, 18
- tail call, 18
- value pointed to by an argument, 18
- call site entry, 98
- call site parameter entry, 99
- call site return pc attribute, 98
- call site summary information, 85
- call tail call attribute, 98, 226
- call target attribute, 99, 226
- call target clobbered attribute, 99, 226
- call type attribute, 99
- call value attribute, 100, 226
- Calling convention
 - for subprograms, 19
 - for types, 19
- calling convention attribute, 223
 - for subprogram, 83
 - for types, 125
- calling convention codes
 - for subroutines, 83
 - for types, 125
- catch block, 102
- catch block entry, 102
- Child determination encodings, 221
- CIE_id, 186, 210, 211
- CIE_pointer, 186, 187, 210, 211
- class of attribute value
 - address, *see* address class
 - addrptr, *see* addrptr class
 - block, *see* block class
 - constant, *see* constant class
 - exprloc, *see* exprloc class
 - flag, *see* flag class
 - lineptr, *see* lineptr class
 - loclist, *see* loclist class
 - loclistsptr, *see* loclistsptr class
 - macptr, *see* macptr class
 - reference, *see* reference class
 - rnglist, *see* rnglist class
 - rnglistsptr, *see* rnglistsptr class
 - string, *see* string class
 - stroffsetsptr, *see* stroffsetsptr class
- class type entry, 123
- class variable entry, 129
- coarray, 122
 - example, 316–318
- COBOL, 1, 3, 12, 68
- code address or range of addresses, 21
- code alignment factor, 187
- code_alignment_factor, 187, 189
- codimension, *see* coarray
- coindex, *see* coarray
- column, 161, 163
- column position of call site of non-inlined call, 18
- column position of inlined subroutine call, 18
- column position of source declaration, 19
- COMDAT, 11, 397, 404–406
- common, 87
- common block, *see* Fortran common block, 105
- common block entry, 108
- common block reference attribute, 87, 108
- common block usage, 19
- common blocks, 56
- common information entry, 186

Index

- common reference attribute, [223](#)
- `comp_unit_count`, [154](#)
- compilation directory, [19](#)
- compilation directory attribute, [71](#),
[223](#)
- compilation unit, [65](#)
 - see also* type unit, [76](#)
 - full, [66](#)
 - partial, [66](#)
 - skeleton, [74](#)
- compilation unit ID, [438](#), [440](#)
- compilation unit set, [204](#)
- compilation unit uses UTF-8 strings,
[22](#)
- compile-time constant function, [19](#)
- compile-time constant object, [19](#)
- compiler identification, [21](#)
- concrete instance
 - example, [354](#), [357](#), [358](#)
 - nested, [95](#)
- concrete out-of-line instance, [418](#)
- condition entry, [134](#)
- const qualified type entry, [118](#)
- constant, *see also* constant class, [61](#)
- constant (data) entry, [105](#)
- constant class, [23](#), [61](#), [64](#), [103](#), [107](#),
[112](#), [200](#), [222–228](#), [234](#), [235](#),
[250](#)
- constant expression attribute, [92](#), [108](#),
[225](#)
- constant object, [19](#)
- constant value attribute, [63](#), [107](#), [135](#),
[223](#)
- `constexpr`, [90](#), [92](#)
- containing type (of pointer) attribute,
[140](#)
- containing type attribute, [223](#)
- containing type of pointer to member
type, [19](#)
- contiguous range of code addresses,
[20](#)
- conventional compilation unit, *see*
 - full compilation unit, partial
compilation unit, type unit
- conventional type unit, [76](#)
- count attribute, [119](#), [139](#), [224](#)
 - default, [139](#)
- counted location description, [49](#)
- Crystal, [68](#)
- D, [68](#), [118](#)
- data (indirect) location attribute, [142](#)
- data alignment factor, [187](#)
- data bit offset, [329](#)
- data bit offset attribute, [112](#), [128](#), [225](#)
- data bit size, [329](#)
- data location attribute, [224](#)
- data member, *see* member entry
(data)
- data member attribute, [224](#)
- data member bit location, [19](#)
- data member bit size, [18](#)
- data member location, [19](#)
- data member location attribute, [126](#),
[128](#)
- data object entries, [105](#)
- data object location, [21](#)
- data object or data type size, [18](#)
- `data_alignment_factor`, [187](#),
[189–191](#)
- `debug_abbrev_offset`, [9](#), [207](#), [210](#),
[214–216](#), [293](#), [297](#)
- `debug_info_offset`, [199](#)
- `debug_line_offset`, [177](#), [178](#)
- `debug_line_offset_flag`, [177](#), [386](#),
[387](#)
- debugging information entry, [15](#)
 - ownership relation, [25](#), [398](#)
- debugging information entry
relationship, [22](#)
- decimal scale attribute, [114–117](#), [225](#)
- decimal scale factor, [19](#)

Index

- decimal sign attribute, [115](#), [116](#)
- decimal sign representation, [19](#)
- DECL, [268–288](#)
- declaration attribute, [54](#), [55](#), [78](#), [105](#),
[106](#), [124](#), [224](#)
- declaration column attribute, [55](#), [56](#),
[224](#)
- declaration coordinates, [15](#), [55](#), [93](#),
[268](#)
 - in concrete instance, [93](#)
- declaration file attribute, [55](#), [224](#)
- declaration line attribute, [55](#), [224](#)
- DEFAULT (Fortran string kind), [137](#)
- default location description, [49](#)
- default value attribute, [107](#), [223](#)
- default value of parameter, [19](#)
- default_is_stmt, [163](#), [165](#), [345](#)
- defaulted attribute, [19](#), [131](#), [226](#)
- deleted attribute, [131](#), [226](#)
- Deletion of member function, [19](#)
- denominator of rational scale factor,
[22](#)
- derived type (C++), *see* inheritance
entry
- description attribute, [62](#), [225](#)
- descriptor
 - array, [310](#)
- DIE, *see* debugging information entry
- digit count attribute, [114–116](#), [225](#)
- digit count for packed decimal or
numeric string type, [20](#)
- directories, [166](#), [169](#), [299](#), [345](#)
- directories_count, [166](#), [345](#)
- directory_format_count, [166](#), [345](#)
- directory_format_table, [166](#), [299](#),
[345](#)
- discontiguous address ranges, *see*
non-contiguous address
ranges, *see* non-contiguous
address ranges
- discriminant (entry), [132](#)
- discriminant attribute, [132](#), [222](#)
- discriminant list attribute, [133](#), [224](#),
[249](#)
- discriminant of variant part, [20](#)
- discriminant value, [20](#)
- discriminant value attribute, [133](#), [222](#)
- discriminated union, *see* variant entry
- discriminator, [159](#), [162](#), [163](#), [171](#),
[173](#), [176](#)
- divisor of rational scale factor, [226](#)
- DJB hash function, [156](#), [266](#)
- duplication elimination, *see* DWARF
duplicate elimination
- DW_ACCESS_private, [52](#), [244](#), [409](#),
[411](#), [412](#)
- DW_ACCESS_protected, [52](#), [244](#)
- DW_ACCESS_public, [52](#), [244](#), [432](#),
[435](#)
- DW_ADDR_none, [54](#), [247](#)
- DW_AT_abstract_origin, [17](#), [93](#), [93](#),
[94](#), [94](#), [147](#), [223](#), [268](#), [356](#), [360](#),
[362](#), [363](#), [374](#)
- DW_AT_accessibility, [17](#), [52](#), [126](#), [127](#),
[129](#), [223](#), [244](#), [263](#), [269](#), [271](#),
[273–278](#), [281–288](#), [409](#), [411](#),
[412](#), [432](#), [435](#)
- DW_AT_addr_base, [17](#), [31](#), [50](#), [59](#), [73](#),
[75](#), [76](#), [201](#), [226](#), [228](#), [258](#), [272](#),
[279](#), [281](#), [292](#), [294](#), [297](#), [423](#),
[424](#), [428](#), [430](#), [431](#), [437](#)
- DW_AT_address_class, [17](#), [54](#), [86](#),
[119](#), [223](#), [263](#), [273](#), [279](#), [280](#),
[283](#), [285](#), [288](#)
- DW_AT_alignment, [17](#), [64](#), [226](#), [263](#),
[269–276](#), [278–287](#)
- DW_AT_allocated, [17](#), [122](#), [142](#), [143](#),
[143](#), [224](#), [263](#), [269–271](#),
[273–275](#), [280–282](#), [284–287](#),
[315](#), [323](#)
- DW_AT_artificial, [15](#), [17](#), [53](#), [96](#), [130](#),
[223](#), [263](#), [268](#), [331](#), [336](#), [342](#),

Index

- 344, 410, 416, 433, 436
- DW_AT_associated, 17, 122, 142, 143, 143, 224, 263, 269–271, 273–275, 280–282, 284–287, 314, 323
- DW_AT_base_types, 17, 72, 75, 76, 223, 272, 279, 424
- DW_AT_bias, 17, 112, 227, 270, 331
- DW_AT_binary_scale, 17, 114, 114, 225, 263, 270
- DW_AT_bit_offset (deprecated), 222
- DW_AT_bit_size, 18, 62, 62, 111, 112, 121, 124, 129, 135, 137–139, 141, 222, 263, 269–271, 274, 275, 277, 279–282, 284, 287, 327–329, 331
- DW_AT_bit_stride, 18, 62, 121, 135, 135, 140, 223, 263, 269, 274, 275, 284, 328
- DW_AT_byte_size, 10, 18, 62, 62, 111, 121, 124, 129, 135, 137–139, 141, 222, 263, 269–271, 274, 275, 277, 279–282, 284, 287, 305, 315, 331, 363, 364, 372, 376, 405, 407–411, 413, 416, 433
- DW_AT_byte_stride, 18, 62, 121, 135, 135, 140, 224, 263, 274, 275, 284, 313, 320
- DW_AT_call_all_calls, 18, 85, 85, 226
- DW_AT_call_all_source_calls, 18, 85, 85, 226
- DW_AT_call_all_tail_calls, 18, 85, 85, 226
- DW_AT_call_column, 18, 92, 99, 225, 270, 276
- DW_AT_call_data_location, 18, 100, 100, 226, 271
- DW_AT_call_data_value, 18, 100, 100, 226, 271, 384
- DW_AT_call_file, 18, 92, 99, 225, 270, 276
- DW_AT_call_line, 18, 92, 99, 225, 270, 276
- DW_AT_call_origin, 18, 98, 99, 226, 270, 380, 384
- DW_AT_call_parameter, 18, 100, 226, 271, 380, 381, 384
- DW_AT_call_pc, 18, 85, 98, 98, 226, 270
- DW_AT_call_return_pc, 18, 85, 98, 98, 226, 270, 380, 381, 384
- DW_AT_call_tail_call, 18, 98, 226, 270
- DW_AT_call_target, 19, 99, 99, 226, 270, 380, 381
- DW_AT_call_target_clobbered, 19, 99, 99, 226, 270
- DW_AT_call_value, 19, 100, 100, 226, 271, 380, 381, 384
- DW_AT_calling_convention, 19, 83, 125, 223, 248, 271, 282, 283, 287
- DW_AT_common_reference, 19, 87, 223, 272, 404, 405
- DW_AT_comp_dir, 19, 67, 71, 71, 74, 76, 223, 272, 279, 281, 305, 423, 424, 428, 430, 432
- DW_AT_const_expr, 19, 92, 92, 108, 225, 263, 276, 287, 363
- DW_AT_const_value, 19, 46, 61, 63, 92, 107, 135, 223, 263, 273–275, 286, 287, 356, 363, 365, 376, 403
- DW_AT_containing_type, 19, 140, 223, 263, 280, 344
- DW_AT_count, 19, 119, 139, 224, 263, 275, 281, 284
- DW_AT_data_bit_offset, 19, 61, 112, 128, 128, 225, 263, 270, 277, 327–329, 331
- DW_AT_data_location, 19, 30, 122, 142, 142, 143, 224, 263,

Index

- 269–271, 273–275, 280–282,
284–287, 311, 313–316, 320,
323, 325, 376
- DW_AT_data_member_location, 19,
27, 30, 36, 61, 126, 128, 128,
224, 263, 276, 277, 315, 326,
333, 335, 336, 372, 407–409,
411–413
- DW_AT_decimal_scale, 19, 114, 115,
116, 117, 225, 263, 270
- DW_AT_decimal_sign, 19, 115, 116,
225, 243, 263, 270
- DW_AT_decl_column, 19, 55, 56, 224,
266, 268
- DW_AT_decl_file, 19, 55, 55, 77, 201,
224, 266, 268, 407, 409, 410,
416, 421, 432, 433, 435, 436
- DW_AT_decl_line, 19, 55, 55, 224,
266, 268, 407, 409, 410, 416,
432, 433, 435, 436
- DW_AT_declaration, 19, 54, 55, 78,
105, 106, 124, 147, 224, 265,
266, 269, 271–275, 277, 278,
280–288, 341, 342, 410, 416,
432, 435
- DW_AT_default_value, 19, 63, 107,
223, 263, 275, 285, 286, 389,
390
- DW_AT_defaulted, 9, 19, 131, 131,
226, 250, 283
- DW_AT_deleted, 9, 19, 131, 226, 283
- DW_AT_description, 15, 20, 62, 225,
266, 268
- DW_AT_digit_count, 20, 114, 115,
116, 117, 225, 263, 270
- DW_AT_discr, 20, 132, 222, 263, 288,
333–336
- DW_AT_discr_list, 20, 133, 133, 224,
249, 263, 288
- DW_AT_discr_value, 20, 133, 133,
222, 263, 288, 333, 335, 336
- DW_AT_dwo_name, 20, 74, 74, 75,
215, 226, 279, 281, 299, 423,
424, 428, 430
- DW_AT_elemental, 20, 84, 225, 283
- DW_AT_encoding, 20, 111, 112, 224,
242, 263, 270, 305, 331, 364,
376, 405, 407, 408, 410, 411,
416, 433
- DW_AT_endianity, 20, 108, 108, 111,
225, 244, 263, 270, 273, 275,
287
- DW_AT_entry_pc, 20, 61, 61, 73, 76,
78, 86, 91, 101, 102, 147, 224,
271, 272, 276, 277, 279, 283,
286, 288, 424
- DW_AT_enum_class, 20, 135, 135,
225, 263, 274, 365
- DW_AT_explicit, 20, 129, 225, 263,
283
- DW_AT_export_symbols, 20, 79, 79,
123, 226, 271, 278, 282, 287,
324, 338, 340
- DW_AT_extension, 20, 79, 225, 278,
339
- DW_AT_external, 20, 83, 105, 106,
158, 224, 273, 283, 287, 410,
416, 432, 435
- DW_AT_frame_base, 20, 32, 37, 87,
87, 88, 224, 273, 283, 307,
360–362, 433, 436
- DW_AT_friend, 20, 127, 224, 264, 275
- DW_AT_hi_user, 196, 227
- DW_AT_high_pc, 11, 20, 57, 57, 67,
74, 76, 78, 86, 91, 100–102, 147,
222, 271, 272, 276, 277, 279,
281, 283, 286, 288, 305, 338,
339, 356, 357, 360–362, 381,
416, 423, 424, 429, 431, 433,
436
- DW_AT_identifier_case, 20, 71, 75,
224, 248, 272, 279, 403, 424

Index

- DW_AT_import, 20, 80, 81, 81, 82, 209, 223, 276, 339, 399, 401, 404, 405
- DW_AT_inline, 20, 90, 90, 223, 249, 283, 354, 355, 358, 361, 363, 374
- DW_AT_is_optional, 20, 107, 223, 263, 275
- DW_AT_language (deprecated), 222
- DW_AT_language_name, 21, 67, 75, 76, 107, 121, 227, 245, 272, 279, 286, 305, 401, 403, 407, 409, 424, 432
- DW_AT_language_version, 21, 69, 75, 76, 107, 227, 245, 272, 279, 286, 424
- DW_AT_linkage_name, 21, 56, 63, 83, 108, 147, 225, 272, 273, 283, 287, 432, 435
- DW_AT_lo_user, 196, 227
- DW_AT_location, 21, 27, 40, 46, 56, 56, 63, 91, 99, 102, 106, 108, 147, 222, 263, 271–273, 275, 287, 288, 292, 315, 323, 326, 328, 331, 338, 339, 342, 356, 357, 360–362, 372, 374, 376, 380, 381, 384, 393, 403, 414, 433, 434, 436
- DW_AT_loclists_base, 21, 48, 73, 226, 260, 424
- DW_AT_low_pc, 11, 21, 57, 57, 67, 73, 74, 76, 78, 86, 91, 100–102, 147, 222, 271–273, 276, 277, 279, 281, 283, 286, 288, 305, 338, 339, 356, 357, 360–362, 381, 416, 423, 424, 429, 431, 433, 436
- DW_AT_lower_bound, 21, 139, 223, 245, 263, 275, 284, 314, 315, 317, 320, 326, 328, 331, 403
- DW_AT_macro_info (deprecated), 224
- DW_AT_macros, 21, 70, 75, 226, 272, 279, 292, 298, 424
- DW_AT_main_subprogram, 11, 21, 72, 72, 76, 83, 225, 272, 279, 283, 424
- DW_AT_mutable, 21, 128, 225, 263, 277
- DW_AT_name, 21, 56, 56, 62, 63, 67, 71, 75, 78–80, 83, 94, 100, 101, 105, 108, 109, 111, 117, 118, 120, 122, 123, 125, 127, 134–138, 140–142, 147, 168, 222, 262–264, 268–288, 305, 315, 317, 318, 323, 324, 326–328, 331, 333, 335, 336, 338–342, 344, 355, 357, 358, 361, 363–367, 369, 370, 372, 374, 376, 381, 389, 390, 393, 401–405, 407–414, 416, 424, 432, 433, 435, 436
- DW_AT_namelist_item, 21, 109, 224, 278
- DW_AT_noreturn, 9, 21, 84, 226, 283
- DW_AT_num_lanes, 21, 29, 88, 89, 227, 393
- DW_AT_object_pointer, 21, 130, 130, 225, 266, 283, 341, 342, 433, 436
- DW_AT_ordering, 21, 120, 222, 249, 263, 269, 317, 318
- DW_AT_picture_string, 21, 116, 225, 263, 270
- DW_AT_priority, 21, 78, 224, 277
- DW_AT_producer, 21, 71, 75, 223, 272, 279, 305, 424, 432
- DW_AT_prototyped, 21, 84, 136, 223, 263, 283, 285
- DW_AT_pure, 21, 84, 225, 283
- DW_AT_ranges, 21, 57, 57, 58, 67, 74, 76, 78, 86, 91, 100–102, 147,

Index

- 225, 271, 272, 276, 277, 279,
281, 283, 286, 288, 292, 297,
423, 424, 429, 431, 434
- DW_AT_rank, 9, 21, 122, 144, 144,
225, 263, 269, 319, 320
- DW_AT_recursive, 21, 84, 85, 225, 283
- DW_AT_reference, 21, 130, 136, 137,
226, 263, 283, 285
- DW_AT_return_addr, 22, 87, 91, 223,
273, 276, 283
- DW_AT_rnglists_base, 22, 58, 73, 75,
226, 259, 272, 279, 281, 292,
424
- DW_AT_rvalue_reference, 22, 130,
136, 137, 226, 263, 283, 285,
344
- DW_AT_scale_divisor, 22, 115, 115,
226, 263, 270
- DW_AT_scale_multiplier, 22, 115,
115, 226, 263, 270
- DW_AT_segment (deprecated), 224
- DW_AT_sibling, 22, 25, 55, 222, 268
- DW_AT_signature, 22, 55, 124, 225,
271, 274, 276, 282, 285, 287,
416, 432, 435
- DW_AT_small, 22, 115, 115, 225, 263,
270
- DW_AT_specification, 22, 55, 55, 79,
91, 106, 124, 130, 131, 147, 224,
265, 269, 271, 274, 277, 282,
283, 287, 339, 416, 433, 436
- DW_AT_start_scope, 22, 91, 103, 223,
269, 271, 273, 274, 276–278,
281, 282, 284–287
- DW_AT_static_link, 22, 87, 88, 88,
224, 273, 284, 356, 360, 361
- DW_AT_stmt_list, 22, 69, 74, 76, 77,
207, 222, 272, 279, 281, 286,
292, 297, 298, 305, 423, 424,
428–432
- DW_AT_str_offsets, 22, 73, 75–77,
226, 258, 272, 279, 281, 286,
292, 293, 423, 424
- DW_AT_str_offsets_base
(deprecated), 22
- DW_AT_string_length, 10, 22, 137,
137, 138, 223, 263, 282, 376
- DW_AT_string_length_bit_size, 22,
62, 137, 225, 263, 282
- DW_AT_string_length_byte_size, 22,
62, 137, 225, 263, 282, 376
- DW_AT_tensor, 22, 120, 121, 227
- DW_AT_threads_scaled, 22, 139, 225,
263, 275, 284
- DW_AT_trampoline, 22, 96, 225, 276,
284
- DW_AT_type, 22, 30, 52, 52, 63, 86,
89, 99, 99, 100, 102, 106, 108,
118, 120–122, 126, 127, 132,
134–136, 137, 138–142, 224,
264, 269–281, 284–288, 305,
314, 315, 317, 318, 320, 323,
326–328, 331, 333, 335, 336,
338, 339, 341, 342, 344, 355,
358, 361, 363–370, 372, 374,
376, 381, 389, 390, 393,
401–404, 407–414, 416, 432,
433, 435, 436
- DW_AT_upper_bound, 22, 139, 139,
223, 263, 275, 284, 314, 315,
317, 318, 320, 326, 328, 331,
363, 403
- DW_AT_use_location, 22, 30, 140,
140, 141, 224, 263, 280
- DW_AT_use_UTF8, 22, 72, 75–77,
224, 233, 263, 272, 279, 281,
286, 424
- DW_AT_variable_parameter, 22, 106,
224, 263, 275
- DW_AT_virtuality, 23, 53, 126, 129,
224, 245, 263, 276, 284
- DW_AT_visibility, 23, 52, 223, 244,

Index

- 263, 269, 271–275, 277, 278,
280–282, 284–288
- DW_AT_vtable_elem_location, 23,
130, 224, 263, 284
- DW_ATE_address, 113, 242
- DW_ATE_ASCII, 113, 114, 137, 243,
376
- DW_ATE_boolean, 113, 242, 433
- DW_ATE_complex_float, 113, 115,
242
- DW_ATE_complex_signed, 113, 117,
243
- DW_ATE_complex_unsigned, 113,
117, 243
- DW_ATE_decimal_float, 113, 115,
243
- DW_ATE_edited, 113, 116, 243
- DW_ATE_float, 113, 115, 242
- DW_ATE_hi_user, 196, 243
- DW_ATE_imaginary_float, 113, 115,
243
- DW_ATE_imaginary_signed, 113,
117, 243
- DW_ATE_imaginary_unsigned, 113,
117, 243
- DW_ATE_lo_user, 196, 243
- DW_ATE_numeric_string, 113, 114,
115, 117, 243
- DW_ATE_packed_decimal, 113, 114,
115, 117, 243
- DW_ATE_signed, 112, 113, 243, 331,
405, 407, 408, 410, 411, 416
- DW_ATE_signed_bitint, 113, 114, 243
- DW_ATE_signed_char, 113, 243
- DW_ATE_signed_fixed, 113, 114, 243
- DW_ATE_UCS, 113, 114, 137, 243,
376
- DW_ATE_unsigned, 113, 243, 331
- DW_ATE_unsigned_bitint, 113, 114,
243
- DW_ATE_unsigned_char, 113, 243,
305
- DW_ATE_unsigned_fixed, 113, 114,
243
- DW_ATE_UTF, 113, 114, 243, 364
- DW_CC_hi_user, 196, 248
- DW_CC_lo_user, 196, 248
- DW_CC_nocall, 83, 83, 248
- DW_CC_normal, 83, 83, 125, 248
- DW_CC_pass_by_reference, 125, 248
- DW_CC_pass_by_value, 125, 248
- DW_CC_program, 83, 84, 84, 248
- DW_CFA_advance_loc, 189, 189, 193,
255, 352
- DW_CFA_advance_loc1, 189, 189,
255
- DW_CFA_advance_loc2, 189, 189,
255
- DW_CFA_advance_loc4, 189, 189,
255
- DW_CFA_def_cfa, 189, 189, 255, 351
- DW_CFA_def_cfa_expression, 188,
190, 190, 256
- DW_CFA_def_cfa_offset, 190, 190,
256, 352
- DW_CFA_def_cfa_offset_sf, 190, 190,
256
- DW_CFA_def_cfa_register, 190, 190,
256, 352
- DW_CFA_def_cfa_sf, 189, 189, 256
- DW_CFA_expression, 188, 191, 191,
256
- DW_CFA_hi_user, 196, 256
- DW_CFA_lo_user, 196, 256
- DW_CFA_nop, 187, 188, 192, 193,
255, 351, 352
- DW_CFA_offset, 190, 190, 191, 255,
352
- DW_CFA_offset_extended, 191, 191,
255

Index

DW_CFA_offset_extended_sf, 191, 191, 256
DW_CFA_register, 191, 191, 255, 351
DW_CFA_remember_state, 192, 192, 255
DW_CFA_restore, 192, 192, 255, 352
DW_CFA_restore_extended, 192, 192, 255
DW_CFA_restore_state, 192, 192, 255
DW_CFA_same_value, 190, 190, 255, 351
DW_CFA_set_loc, 189, 189, 193, 255
DW_CFA_undefined, 190, 190, 193, 255, 351
DW_CFA_val_expression, 188, 192, 192, 256
DW_CFA_val_offset, 191, 191, 256
DW_CFA_val_offset_sf, 191, 191, 256
DW_CHILDREN_no, 220, 221, 305
DW_CHILDREN_yes, 220, 221, 305
DW_DEFAULTED_in_class, 131, 250
DW_DEFAULTED_no, 131, 250
DW_DEFAULTED_out_of_class, 131, 250
DW_DS_leading_overpunch, 116, 244
DW_DS_leading_separate, 116, 244
DW_DS_trailing_overpunch, 116, 244
DW_DS_trailing_separate, 116, 244
DW_DS_unsigned, 116, 244
DW_DSC_label, 133, 249
DW_DSC_range, 133, 249
DW_END_big, 108, 244
DW_END_default, 108, 244
DW_END_hi_user, 196, 244
DW_END_little, 108, 244
DW_END_lo_user, 196, 244
DW_FORM_addr, 50, 60, 198, 227, 234, 305
DW_FORM_addrx, 9, 73, 200, 201, 228, 228, 235, 292, 294, 297, 422, 423, 430, 431
DW_FORM_addrx1, 9, 73, 200, 201, 228, 228, 235, 294, 297, 422, 423, 430, 431
DW_FORM_addrx2, 9, 73, 200, 201, 228, 228, 236, 294, 297, 422, 423, 430, 431
DW_FORM_addrx3, 9, 73, 200, 201, 228, 228, 236, 294, 297, 422, 423, 430, 431
DW_FORM_addrx4, 9, 73, 200, 201, 228, 228, 236, 294, 297, 422, 423, 430, 431
DW_FORM_addrx_offset, 221, 221
DW_FORM_block, 169, 170, 178, 228, 234, 264, 415
DW_FORM_block1, 170, 178, 228, 234
DW_FORM_block2, 170, 178, 228, 234
DW_FORM_block4, 170, 178, 228, 234
DW_FORM_data, 229, 229
DW_FORM_data1, 169, 170, 178, 228, 229, 235, 305
DW_FORM_data16, 9, 170, 178, 228, 229, 235
DW_FORM_data2, 169, 170, 178, 228, 229, 234
DW_FORM_data4, 11, 169, 170, 178, 228, 229, 234, 390
DW_FORM_data8, 11, 169, 170, 178, 228, 229, 234, 250, 433, 436
DW_FORM_data<n>, 112
DW_FORM_exprloc, 235
DW_FORM_exprval, 229, 264
DW_FORM_flag, 170, 178, 229, 235, 264, 415
DW_FORM_flag_present, 229, 235, 250
DW_FORM_implicit_const, 9, 221, 221, 229, 235
DW_FORM_indirect, 221, 221, 235, 305

Index

- DW_FORM_line_strp, 9, 168–170, 178, 211, 233, 233, 235, 292, 295, 298, 421
- DW_FORM_locdesc, 230
- DW_FORM_loclistx, 9, 51, 73, 230, 235, 260, 294, 297
- DW_FORM_ref1, 200, 231, 235, 398
- DW_FORM_ref2, 40, 200, 231, 235, 398
- DW_FORM_ref4, 40, 200, 231, 235, 305, 398
- DW_FORM_ref8, 200, 231, 235, 398
- DW_FORM_ref<n>, 231, 401
- DW_FORM_ref_addr, 12, 40, 199, 202, 211, 231, 232, 235, 292, 293, 305, 396, 398–400, 418
- DW_FORM_ref_sig8, 151, 155, 216, 232, 235, 407, 432, 435
- DW_FORM_ref_sup4, 9, 209, 232, 235
- DW_FORM_ref_sup8, 9, 209, 232, 235
- DW_FORM_ref_udata, 200, 231, 235, 398
- DW_FORM_rnglistx, 9, 60, 73, 231, 235, 259, 294, 297
- DW_FORM_sdata, 170, 178, 229, 229, 235, 264, 389, 408, 411–413, 415
- DW_FORM_sec_offset, 11, 51, 60, 76, 170, 178, 199, 202, 211, 227, 228–231, 234, 235, 259, 260, 293, 294, 297, 298, 305, 436
- DW_FORM_string, 168–170, 178, 200, 232, 234, 264, 305, 345, 389, 390, 408, 411–413, 415, 432, 433
- DW_FORM_strp, 154, 168–170, 178, 199, 200, 202, 211, 233, 233, 235, 258, 292, 293, 298, 299, 345, 422, 434
- DW_FORM_strp8, 154, 168, 170, 178, 199, 200, 202, 233, 233, 236, 293, 298, 422
- DW_FORM_strp_sup, 9, 168, 170, 178, 209, 211, 233, 233, 235
- DW_FORM_strp_sup8, 168, 170, 178, 209, 233, 233, 236
- DW_FORM_strx, 10, 73, 77, 169, 170, 178, 200–202, 204, 233, 233, 235, 292, 293, 421, 422, 431–433, 435, 436, 438
- DW_FORM_strx1, 10, 73, 77, 169, 170, 178, 200–202, 204, 233, 233, 235, 293, 421, 422, 431
- DW_FORM_strx2, 10, 73, 77, 169, 170, 178, 200–202, 204, 233, 233, 235, 293, 421, 422, 431
- DW_FORM_strx3, 10, 73, 77, 169, 170, 178, 200–202, 204, 233, 233, 235, 293, 421, 422, 431
- DW_FORM_strx4, 10, 73, 77, 154, 169, 170, 178, 200–202, 204, 233, 233, 235, 292, 293, 295, 298, 421, 422, 431
- DW_FORM_udata, 169, 170, 178, 229, 229, 235, 345
- DW_ID_case_insensitive, 71, 72, 248, 403
- DW_ID_case_sensitive, 71, 71, 248
- DW_ID_down_case, 71, 72, 248
- DW_ID_up_case, 71, 72, 248
- DW_IDX_compile_unit, 158, 250
- DW_IDX_die_offset, 158, 250
- DW_IDX_external, 158, 158, 250
- DW_IDX_hi_user, 196, 250
- DW_IDX_lo_user, 196, 250
- DW_IDX_parent, 158, 250
- DW_IDX_type_hash, 158, 250
- DW_IDX_type_unit, 158, 250
- DW_INL_declared_inlined, 90, 249, 355, 358, 361, 374
- DW_INL_declared_not_inlined, 90, 249

Index

DW_INL_inlined, [90](#), [90](#), [249](#), [363](#)
DW_INL_not_inlined, [90](#), [90](#), [249](#)
DW_LLE_base_address, [51](#), [242](#)
DW_LLE_base_addressx, [50](#), [73](#), [242](#),
[294](#)
DW_LLE_default_location, [51](#), [242](#)
DW_LLE_end_of_list, [50](#), [51](#), [242](#),
[374](#), [437](#)
DW_LLE_hi_user, [196](#), [242](#)
DW_LLE_include_loclist, [51](#), [242](#)
DW_LLE_include_loclistx, [51](#), [242](#)
DW_LLE_lo_user, [196](#), [242](#)
DW_LLE_offset_pair, [50](#), [50](#), [51](#), [242](#)
DW_LLE_start_end, [51](#), [242](#), [374](#)
DW_LLE_start_length, [51](#), [242](#), [437](#)
DW_LLE_startx_endx, [50](#), [73](#), [242](#),
[294](#)
DW_LLE_startx_length, [50](#), [73](#), [242](#),
[294](#)
DW_LNAME_Ada, [68](#), [246](#)
DW_LNAME_Assembly, [68](#), [246](#)
DW_LNAME_BLISS, [68](#), [246](#)
DW_LNAME_C, [68](#), [246](#), [305](#)
DW_LNAME_C_plus_plus, [68](#), [246](#),
[401](#), [407](#), [409](#), [432](#)
DW_LNAME_C_sharp, [68](#), [247](#)
DW_LNAME_Cobol, [68](#), [246](#)
DW_LNAME_CPP_for_OpenCL, [68](#),
[247](#)
DW_LNAME_Crystal, [68](#), [246](#)
DW_LNAME_D, [68](#), [246](#)
DW_LNAME_Dylan, [68](#), [246](#)
DW_LNAME_Fortran, [68](#), [246](#), [403](#)
DW_LNAME_GLSL, [68](#), [247](#)
DW_LNAME_GLSL_ES, [68](#), [247](#)
DW_LNAME_Go, [68](#), [246](#)
DW_LNAME_Haskell, [68](#), [246](#)
DW_LNAME_hi_user, [196](#), [247](#)
DW_LNAME_HIP, [68](#), [247](#)
DW_LNAME_HLSL, [68](#), [247](#)
DW_LNAME_Hylo, [68](#), [247](#)
DW_LNAME_Java, [68](#), [246](#)
DW_LNAME_Julia, [68](#), [246](#)
DW_LNAME_Kotlin, [68](#), [246](#)
DW_LNAME_lo_user, [196](#), [247](#)
DW_LNAME_Metal, [68](#), [247](#)
DW_LNAME_Modula2, [68](#), [246](#)
DW_LNAME_Modula3, [68](#), [246](#)
DW_LNAME_Mojo, [68](#), [247](#)
DW_LNAME_Move, [68](#), [247](#)
DW_LNAME_ObjC, [69](#), [246](#)
DW_LNAME_ObjC_plus_plus, [69](#),
[246](#)
DW_LNAME_OCaml, [69](#), [246](#)
DW_LNAME_Odin, [69](#), [247](#)
DW_LNAME_OpenCL_C, [69](#), [246](#)
DW_LNAME_OpenCL_CPP, [69](#), [247](#)
DW_LNAME_P4, [69](#), [247](#)
DW_LNAME_Pascal, [69](#), [246](#)
DW_LNAME_PLI, [69](#), [246](#)
DW_LNAME_Python, [69](#), [246](#)
DW_LNAME_RenderScript, [69](#), [246](#)
DW_LNAME_Ruby, [69](#), [247](#)
DW_LNAME_Rust, [69](#), [246](#)
DW_LNAME_Swift, [69](#), [246](#)
DW_LNAME_SYCL, [69](#), [247](#)
DW_LNAME_UPC, [69](#), [246](#)
DW_LNAME_Zig, [69](#), [246](#)
DW_LNCT_directory_index, [169](#),
[252](#), [345](#)
DW_LNCT_hi_user, [170](#), [196](#), [252](#)
DW_LNCT_lo_user, [170](#), [196](#), [252](#)
DW_LNCT_MD5, [170](#), [170](#), [252](#)
DW_LNCT_path, [168](#), [170](#), [252](#), [345](#)
DW_LNCT_size, [170](#), [170](#), [252](#), [345](#)
DW_LNCT_source, [170](#), [170](#), [252](#), [345](#)
DW_LNCT_timestamp, [169](#), [169](#), [252](#),
[345](#)
DW_LNCT_URL, [170](#), [170](#), [252](#), [345](#)
DW_LNE_define_file (deprecated),
[252](#)

Index

- DW_LNE_end_sequence, 175, 175, 176, 252, 348
- DW_LNE_hi_user, 196, 252
- DW_LNE_lo_user, 196, 252
- DW_LNE_padding, 176, 176, 252
- DW_LNE_set_address, 176, 176, 199, 252, 422
- DW_LNE_set_discriminator, 176, 176, 252
- DW_LNE_set_prologue_epilogue, 176, 176, 252
- DW_LNS_advance_line, 173, 173, 251
- DW_LNS_advance_pc, 173, 173, 174, 251, 348
- DW_LNS_const_add_pc, 174, 174, 251
- DW_LNS_copy, 173, 173, 251
- DW_LNS_extended_op, 163, 175, 175, 251
- DW_LNS_fixed_advance_pc, 163, 174, 174, 251, 348
- DW_LNS_hi_user, 196
- DW_LNS_lo_user, 196
- DW_LNS_negate_stmt, 165, 173, 173, 251
- DW_LNS_set_basic_block, 173, 173, 251
- DW_LNS_set_column, 173, 173, 251
- DW_LNS_set_epilogue_begin, 175, 175, 251
- DW_LNS_set_file, 173, 173, 251
- DW_LNS_set_isa, 175, 175, 251
- DW_LNS_set_prologue_end, 174, 174, 251
- DW_MACRO_define, 179, 179, 180, 254, 386, 387
- DW_MACRO_define_strp, 179, 179, 180, 182, 199, 202, 209, 254, 292, 294, 387
- DW_MACRO_define_strx, 179, 179, 180, 202, 254, 292, 294, 299
- DW_MACRO_define_sup (deprecated), 254
- DW_MACRO_define_sup4, 177, 179, 179, 180, 209, 254
- DW_MACRO_define_sup8, 177, 179, 179, 180, 209, 254
- DW_MACRO_end_file, 178, 181, 181, 254, 386, 387
- DW_MACRO_hi_user, 178, 196, 254
- DW_MACRO_import, 182, 182, 254, 292, 295, 387
- DW_MACRO_import_sup (deprecated), 254
- DW_MACRO_import_sup4, 177, 182, 182, 209, 254
- DW_MACRO_import_sup8, 177, 182, 182, 209, 254
- DW_MACRO_lo_user, 178, 196, 254
- DW_MACRO_padding, 182, 182, 254
- DW_MACRO_start_file, 178, 181, 181, 201, 254, 292, 294, 298, 386–388
- DW_MACRO_undef, 179, 179, 180, 254, 386, 387
- DW_MACRO_undef_strp, 179, 179, 180, 182, 199, 202, 209, 254, 292, 294
- DW_MACRO_undef_strx, 179, 179, 180, 202, 254, 292, 294, 299
- DW_MACRO_undef_sup (deprecated), 254
- DW_MACRO_undef_sup4, 177, 179, 179, 180, 209, 254
- DW_MACRO_undef_sup8, 177, 179, 179, 180, 209, 254
- DW_OP_abs, 37, 37, 238
- DW_OP_addr, 31, 31, 147, 198, 238, 307
- DW_OP_addrx, 27, 31, 31, 73, 188, 200, 201, 240, 292, 294, 297, 422

Index

DW_OP_and, 37, 37, 238, 314, 315
DW_OP_bit_piece, 47, 47, 48, 240, 310
DW_OP_bra, 40, 40, 239
DW_OP_breg0, 32, 239, 379, 384
DW_OP_breg1, 32, 239, 308, 309
DW_OP_breg31, 32, 239, 307
DW_OP_breg<n>, 32, 87
DW_OP_bregx, 32, 32, 45, 240, 307, 393
DW_OP_call2, 40, 40, 56, 188, 240
DW_OP_call4, 40, 40, 56, 188, 240
DW_OP_call<n>, 27
DW_OP_call_frame_cfa, 37, 37, 188, 240, 433, 436
DW_OP_call_ref, 40, 40, 56, 62, 188, 202, 211, 240, 265, 292, 293
DW_OP_const1s, 31, 238
DW_OP_const1u, 31, 238
DW_OP_const2s, 31, 238
DW_OP_const2u, 31, 238
DW_OP_const4s, 31, 238
DW_OP_const4u, 31, 238
DW_OP_const8s, 31, 238
DW_OP_const8u, 31, 238
DW_OP_const<n><x>, 31, 36
DW_OP_const<n>s, 31
DW_OP_const<n>u, 31
DW_OP_const_type, 30, 32, 32, 188, 240
DW_OP_consts, 31, 31, 238
DW_OP_constu, 31, 31, 238
DW_OP_constx, 27, 31, 31, 73, 188, 200, 201, 240, 292, 294, 297
DW_OP_convert, 41, 41, 188, 241
DW_OP_deref, 34, 34, 238, 307, 309, 314, 315, 320, 380, 381
DW_OP_deref_size, 34, 34, 240, 384
DW_OP_deref_type, 34, 34, 188, 241
DW_OP_div, 37, 38, 38, 238
DW_OP_drop, 33, 33, 238, 306
DW_OP_dup, 33, 33, 238, 306
DW_OP_entry_value, 41, 41, 42, 240, 309, 379–381, 384, 437
DW_OP_eq, 39, 239
DW_OP_EXT, 42
DW_OP_extended, 42, 42, 241
DW_OP_fbreg, 28, 32, 32, 240, 307, 308, 433, 437
DW_OP_form_tls_address, 28, 36, 36, 147, 240
DW_OP_ge, 39, 239
DW_OP_gt, 39, 239
DW_OP_hi_user, 42, 196, 241
DW_OP_implicit_pointer, 46, 46, 240, 371, 372, 374
DW_OP_implicit_value, 45, 45, 240, 371, 374
DW_OP_le, 39, 239
DW_OP_lit0, 31, 239
DW_OP_lit1, 31, 239, 308, 314, 374, 380
DW_OP_lit31, 31, 239
DW_OP_lit<n>, 31, 38, 314, 315, 320, 326
DW_OP_lo_user, 42, 196, 241
DW_OP_lt, 39, 239
DW_OP_minus, 37, 38, 38, 238
DW_OP_mod, 38, 38, 239
DW_OP_mul, 37, 38, 38, 239, 320, 379, 381
DW_OP_ne, 39, 239
DW_OP_neg, 37, 38, 38, 239
DW_OP_nop, 41, 41, 240
DW_OP_not, 38, 38, 239
DW_OP_or, 38, 38, 239
DW_OP_over, 33, 33, 238, 306
DW_OP_pick, 33, 33, 238, 306
DW_OP_piece, 47, 47, 48, 240, 308, 310, 372, 374
DW_OP_plus, 37, 38, 38, 239, 308, 314, 315, 320, 326, 393

Index

DW_OP_plus_uconst, 38, 38, 239, 307, 309, 335
DW_OP_push_lane, 29, 37, 37, 88, 241, 393
DW_OP_push_object_address, 30, 36, 36, 41, 100, 128, 143, 188, 240, 313–316, 320
DW_OP_reg0, 45, 239, 308, 310, 379–381, 384
DW_OP_reg1, 45, 239, 309, 310, 379–381
DW_OP_reg31, 45, 239
DW_OP_reg<n>, 28, 45, 87
DW_OP_regval_bits, 32, 33, 33, 241
DW_OP_regval_type, 32, 33, 33, 188, 240
DW_OP_regx, 45, 45, 240, 307, 393
DW_OP_reinterpret, 41, 41, 188, 241
DW_OP_rot, 34, 34, 238, 306
DW_OP_shl, 39, 39, 239
DW_OP_shr, 39, 39, 239
DW_OP_shra, 39, 39, 239
DW_OP_skip, 40, 40, 239
DW_OP_stack_value, 45, 45, 240, 308, 309, 371, 372, 374, 379, 381, 393, 437
DW_OP_swap, 34, 34, 238, 306
DW_OP_user_extended, 42, 42, 241
DW_OP_xderef, 35, 35, 238
DW_OP_xderef_size, 35, 35, 240
DW_OP_xderef_type, 35, 35, 241
DW_OP_xor, 39, 39, 239
DW_ORD_col_major, 121, 249, 317, 318
DW_ORD_row_major, 121, 249
DW_RLE_base_address, 60, 257
DW_RLE_base_addressx, 59, 73, 257, 292, 295
DW_RLE_end_of_list, 59, 60, 257
DW_RLE_hi_user, 196, 257
DW_RLE_include_rnglist, 60, 257
DW_RLE_include_rnglistx, 60, 257
DW_RLE_lo_user, 196, 257
DW_RLE_offset_pair, 59, 60, 60, 257
DW_RLE_start_end, 60, 257
DW_RLE_start_length, 60, 257
DW_RLE_startx_endx, 59, 73, 257, 292, 295
DW_RLE_startx_length, 59, 73, 257, 292, 295
DW_SECT_ABBREV, 207
DW_SECT_INFO, 207
DW_SECT_LINE, 207
DW_SECT_LOCLISTS, 207
DW_SECT_MACRO, 207
DW_SECT_RNGLISTS, 207
DW_SECT_STR_OFFSETS, 207
DW_TAG_access_declaration, 16, 127, 219, 269
DW_TAG_array_type, 16, 120, 218, 269, 314, 315, 317, 318, 320, 326, 328, 363, 403
DW_TAG_atomic_type, 16, 118, 220, 269
DW_TAG_base_type, 16, 32–35, 41, 111, 112, 119, 137, 219, 270, 305, 327, 331, 338, 341, 364, 376, 401, 405, 407, 408, 410, 411, 416, 433
DW_TAG_call_site, 9, 16, 85, 98, 98, 220, 270, 380, 381, 384
DW_TAG_call_site_parameter, 16, 99, 100, 220, 271, 380, 381, 384
DW_TAG_catch_block, 16, 102, 219, 271
DW_TAG_class_type, 16, 123, 132, 218, 271, 341, 344, 409, 411, 416, 432, 435
DW_TAG_coarray_type, 9, 16, 122, 220, 271, 317, 318
DW_TAG_common_block, 16, 108, 218, 272, 403

Index

- DW_TAG_common_inclusion, 16, 87, 218, 272, 404, 405
- DW_TAG_compile_unit, 16, 66, 66, 75, 212, 218, 272, 293, 294, 297, 305, 399–402, 404, 405, 414, 421, 431, 432
- DW_TAG_condition, 3, 16, 134, 220, 272
- DW_TAG_const_type, 16, 118, 119, 219, 272, 341, 344, 363, 376, 433
- DW_TAG_constant, 16, 105, 105, 115, 134, 219, 273, 376, 403
- DW_TAG_dwarf_procedure, 16, 46, 56, 219, 273, 374
- DW_TAG_dynamic_type, 16, 141, 142, 220, 273, 323
- DW_TAG_entry_point, 16, 82, 218, 273
- DW_TAG_enumeration_type, 16, 121, 134, 135, 218, 274, 365
- DW_TAG_enumerator, 16, 135, 219, 274, 365
- DW_TAG_file_type, 16, 141, 219, 274
- DW_TAG_formal_parameter, 16, 46, 98, 100, 102, 105, 134, 136, 218, 275, 342, 344, 355, 356, 358, 360–363, 367, 372, 374, 389, 390, 410, 416, 433, 436, 437
- DW_TAG_friend, 16, 127, 219, 264, 275
- DW_TAG_generic_subrange, 9, 16, 122, 122, 139, 144, 220, 275, 319, 320
- DW_TAG_hi_user, 196, 220
- DW_TAG_immutable_type, 16, 118, 220, 275
- DW_TAG_imported_declaration, 16, 80, 218, 276, 339
- DW_TAG_imported_module, 16, 79, 81, 219, 276, 339
- DW_TAG_imported_unit, 16, 82, 209, 219, 276, 399, 401, 404, 405, 418
- DW_TAG_inheritance, 16, 126, 218, 276
- DW_TAG_inlined_subroutine, 16, 82, 85, 91, 92, 93, 95, 96, 98, 147, 218, 276, 355, 356, 360, 362, 363, 374
- DW_TAG_interface_type, 16, 125, 219, 276
- DW_TAG_label, 16, 101, 147, 218, 277
- DW_TAG_lexical_block, 16, 100, 218, 277, 379, 381, 416, 436
- DW_TAG_lo_user, 196, 220
- DW_TAG_member, 16, 30, 98, 127, 134, 218, 277, 315, 323, 324, 326–328, 331, 333, 335, 336, 366, 367, 369, 372, 401, 407–409, 411–413
- DW_TAG_module, 16, 78, 219, 277
- DW_TAG_mutable_type (deprecated), 220
- DW_TAG_namelist, 16, 109, 219, 278
- DW_TAG_namelist_item, 16, 109, 219, 278
- DW_TAG_namespace, 16, 79, 79, 147, 219, 278, 338–340, 407–413, 416
- DW_TAG_packed_type, 16, 118, 219, 278, 327
- DW_TAG_partial_unit, 16, 66, 66, 212, 219, 279, 293, 294, 297, 399, 400, 403, 404
- DW_TAG_pointer_type, 16, 118, 119, 218, 264, 279, 305, 341, 344, 410, 412, 416, 433
- DW_TAG_ptr_to_member_type, 16, 140, 219, 264, 280, 344
- DW_TAG_reference_type, 16, 118, 119, 218, 264, 280, 402, 433

Index

- DW_TAG_restrict_type, 16, 118, 119, 219, 280
- DW_TAG_rvalue_reference_type, 16, 118, 119, 220, 264, 280
- DW_TAG_set_type, 16, 138, 219, 281
- DW_TAG_shared_type, 16, 118, 119, 220, 281
- DW_TAG_skeleton_unit, 16, 74, 220, 281, 428, 430
- DW_TAG_string_type, 16, 137, 218, 282, 376
- DW_TAG_structure_type, 16, 123, 132, 218, 282, 315, 323, 324, 326–328, 331, 333, 335, 336, 366, 367, 369, 370, 372, 401, 407, 408, 410, 413
- DW_TAG_subprogram, 16, 82, 83, 89, 90, 93, 95, 96, 118, 129, 147, 219, 264, 283, 284, 338, 339, 341, 342, 344, 355, 356, 358, 360–363, 367, 368, 372, 374, 379, 389, 390, 393, 402, 404, 405, 410, 413, 414, 416, 432, 433, 435, 436
- DW_TAG_subrange_type, 16, 121, 122, 134, 138, 144, 219, 245, 284, 314, 315, 317, 318, 326, 328, 331, 363, 403
- DW_TAG_subroutine_type, 16, 136, 218, 285, 344
- DW_TAG_template_alias, 16, 142, 220, 285, 369, 370
- DW_TAG_template_type_parameter, 16, 63, 219, 285, 366, 367, 369, 370
- DW_TAG_template_value_parameter, 16, 63, 219, 286
- DW_TAG_thrown_type, 16, 89, 219, 286
- DW_TAG_try_block, 16, 102, 219, 286
- DW_TAG_type_unit, 16, 66, 76, 212, 220, 286, 293, 297, 407, 409, 421, 432
- DW_TAG_typedef, 16, 120, 120, 218, 286, 305
- DW_TAG_union_type, 16, 123, 132, 218, 287
- DW_TAG_unspecified_parameters, 16, 87, 102, 136, 218, 287
- DW_TAG_unspecified_type, 16, 117, 219, 287
- DW_TAG_variable, 16, 46, 93, 98, 105, 106, 119, 129, 134, 147, 219, 287, 315, 317, 318, 323, 326, 328, 331, 338–340, 344, 355, 356, 358, 360–367, 369, 370, 372, 374, 376, 381, 393, 402–404, 414, 436, 437, 440
- DW_TAG_variant, 16, 133, 218, 288, 333, 335, 336
- DW_TAG_variant_part, 16, 132, 219, 288, 333–336
- DW_TAG_volatile_type, 16, 118, 119, 219, 288
- DW_TAG_with_stmt, 16, 101, 219, 288
- DW_UT_compile, 213, 214
- DW_UT_hi_user, 196, 213
- DW_UT_lo_user, 196, 213
- DW_UT_partial, 213, 214
- DW_UT_skeleton, 213, 214
- DW_UT_split_compile, 213, 214
- DW_UT_split_type, 213, 215
- DW_UT_type, 213, 215
- DW_VIRTUALITY_none, 53, 245
- DW_VIRTUALITY_pure_virtual, 53, 245
- DW_VIRTUALITY_virtual, 53, 245
- DW_VIS_exported, 53, 245
- DW_VIS_local, 53, 245
- DW_VIS_qualified, 53, 245
- DWARF compression, 394, 420

Index

- DWARF duplicate elimination, 394,
see also DWARF compression,
see also split DWARF object
file
- examples, 400–402, 438
- DWARF expression, 30, *see also*
 - location description
 - arithmetic operations, 37
 - control flow operations, 39
 - examples, 306
 - literal encodings, 30
 - logical operations, 37
 - operator encoding, 237
 - register based addressing, 32
 - special operations, 41
 - stack operations, 30, 33
- DWARF package file, 438
- DWARF package files, 203
 - section identifier encodings, 207
- DWARF procedure, 56
- DWARF procedure entry, 56
- DWARF Version 2, iii, 12, 13, 165, 444
- DWARF Version 3, 11, 12, 165, 444
- DWARF Version 4, 10, 11, 165, 444
- DWARF Version 5, 8, 138, 165, 444
- DWARF Version 6, 165, 444
- DWARF Version 1, iii
- DWARF Version 2, iii, 2, 198
- DWARF Version 3, iii, 172, 220, 222
- DWARF Version 4, 1, 2, 8, 30, 204,
224, 252
- DWARF Version 5, 1, 9, 48, 58, 65, 69,
138, 146, 164, 167, 168, 187,
222, 224, 226, 245, 246, 254,
258–260, 420
- DWARF Version 6, iii, 22, 62, 245
- dwo_id, 74, 215, 423, 428
- Dylan, 68
- dynamic number of array
 - dimensions, 21
- elemental attribute, 84, 225
- elemental property of a subroutine,
20
- elements of breg subrange type, 19
- empty location description, 44
- encoding attribute, 111, 112, 224, 242
- encoding of base type, 20
- end-of-list
 - of location list, 49
 - of range list, 58
- end-of-list entry
 - in location list, 241
- end_sequence, 161, 163, 175
- endianness attribute, 108, 111, 225
- endianness of data, 20
- entity, 15
- entry address, 61
- entry address of a scope, 20
- entry PC address, 61
- entry PC attribute, 224
 - and abstract instance, 91
 - for catch block, 102
 - for inlined subprogram, 91
 - for lexical block, 101
 - for module initialization, 78
 - for subroutine, 86
 - for try block, 102
 - for with statement, 102
- entry pc attribute, 73
 - and abstract instance, 91
- entry point entry, 82
- enum class, *see* type-safe
enumeration
- enum, Rust, 335
- enumeration class attribute, 225
- enumeration literal, *see* enumeration
entry
- enumeration literal value, 19
- enumeration stride (dimension of
array type), 18
- enumeration type entry, 135

Index

- as array dimension, [121](#), [135](#)
- enumerator entry, [135](#)
- epilogue, [183](#), [192](#)
- epilogue begin, [175](#)
- epilogue code, [184](#)
- epilogue end, [175](#)
- epilogue_begin, [162](#), [163](#), [171](#), [173](#), [175](#)
- epilogue_epilogue, [171](#)
- error value, [197](#)
- exception thrown, *see* thrown type entry
- explicit attribute, [129](#), [225](#)
- explicit property of member function, [20](#)
- export symbols (of structure, class or union) attribute, [123](#)
- export symbols attribute, [79](#), [226](#)
- export symbols of a namespace, [20](#)
- export symbols of a structure, union or class, [20](#)
- exprloc, *see also* exprloc class
- exprval class, [23](#), [27](#), [61](#), [62](#), [190–192](#), [222–227](#), [229](#), [235](#)
- extended opcodes in line number program, [175](#)
- extended type (Java), *see* inheritance entry
- extensibility, [7](#), [196](#)
- extension attribute, [79](#), [225](#)
- external attribute, [83](#), [105](#), [224](#)
- external subroutine, [20](#)
- external variable, [20](#)

- file, [161](#), [163](#)
- file containing call site of non-inlined call, [18](#)
- file containing declaration, [55](#)
- file containing inlined subroutine call, [18](#)
- file containing source declaration, [19](#)

- file type entry, [141](#)
- file_name_format_count, [167](#), [345](#)
- file_name_format_table, [167](#), [168](#), [345](#)
- file_names, [167–169](#), [345](#)
- file_names_count, [167](#), [345](#)
- flag, *see also* flag class, [53](#), [54](#), [72](#), [83](#), [84](#), [92](#), [105–107](#), [128](#), [135](#), [136](#), [139](#)
- flag class, [24](#), [79](#), [83–85](#), [96](#), [98](#), [108](#), [200](#), [223–227](#), [229](#), [235](#), [250](#)
- foreign_type_unit_count, [154](#), [155](#)
- formal parameter, [86](#)
- formal parameter entry, [105](#), [134](#)
 - in catch block, [102](#)
 - with default value, [107](#)
- formal type parameter, *see* template type parameter entry
- FORTRAN, [9](#)
- Fortran, [1](#), [36](#), [68](#), [72](#), [78](#), [81](#), [82](#), [84](#), [85](#), [87](#), [109](#), [137](#), [312](#), [316–318](#), [382](#), [399](#), [402](#)
 - common block, [87](#), [108](#)
 - main program, [84](#)
 - module (Fortran 90), [78](#)
 - use statement, [81](#), [82](#)
- Fortran 2003, [114](#), [137](#), [375](#)
- Fortran 90, [12](#), [78](#), [141](#), [143](#), [310](#), [312](#), [322](#)
- Fortran 90 array, [143](#)
- Fortran array, [310](#)
- Fortran array example, [312](#)
- Fortran example, [402](#)
- frame base attribute, [87](#), [224](#)
- frame description entry, [186](#)
- friend attribute, [127](#), [224](#)
- friend entry, [127](#)
- friend relationship, [20](#)
- full compilation unit, [66](#)
- function entry, *see* subroutine entry
- function template instantiation, [89](#)

Index

- fundamental type, *see* base type entry
- generic type, [30](#), [32](#), [34–37](#), [39](#), [41](#)
- global namespace, [79](#), *see* namespace (C++), global
- GNU C, [117](#)
- Go, [68](#)

- Haskell, [68](#)
- header_length, [164](#), [210](#), [345](#)
- hidden indirection, *see* data location attribute
- high PC attribute, [57](#), [67](#), [74](#), [78](#), [86](#), [91](#), [100–102](#), [222](#), [357](#)
 - and abstract instance, [91](#)
- high user attribute encoding, [227](#)
- High-Level Shading Language, [68](#)
- HIP Language, [68](#)
- Hylo Language, [68](#)

- identifier case attribute, [71](#), [224](#)
- identifier case rule, [20](#)
- identifier names, [56](#), [62](#), [71](#)
- IEEE 754R decimal floating-point number, [113](#)
- immutable type, [118](#)
- implementing type (Java), *see* inheritance entry
- implicit location description, [45](#)
- implicit pointer example, [372](#), [374](#)
- import attribute, [80–82](#), [223](#)
- imported declaration, [20](#)
- imported declaration entry, [80](#)
- imported module attribute, [81](#)
- imported module entry, [81](#)
- imported unit, [20](#)
- imported unit entry, [66](#), [82](#)
- include_index, [169](#)
- incomplete declaration, [54](#)
- incomplete structure/union/class, [124](#)
- incomplete type, [120](#), [124](#)

- incomplete type (Ada), [117](#)
- incomplete, non-defining, or separate declaration corresponding to a declaration, [22](#)
- incomplete, non-defining, or separate entity declaration, [19](#)
- index attribute, [152](#)
- indirection to actual data, [19](#)
- inheritance entry, [126](#)
- inherited member location, [19](#)
- initial length, [145](#), [153](#), [164](#), [186](#), [187](#), [197](#), [198](#), [210](#), [213–215](#), [257–260](#)
- initial length field, *see* initial length
- initial_instructions, [187](#), [193](#)
- initial_length, [213](#)
- initial_location, [186](#), [188](#), [193](#), [200](#)
- inline attribute, [90](#), [223](#), [249](#)
- inline instances of inline subprograms, [17](#)
- inline namespace, [79](#), *see also* export symbols attribute
- inlined call location attributes, [92](#)
- inlined subprogram call examples, [353](#)
- inlined subprogram entry, [82](#), [91](#)
 - in concrete instance, [91](#)
- inlined subroutine, [20](#)
- instructions, [188](#)
- integer constant, [55](#), [62](#), [83](#), [90](#), [92](#), [111](#), [112](#), [114](#), [116](#), [120](#), [128](#), [129](#)
- interface type entry, [125](#)
- Internet, [170](#)
- is optional attribute, [107](#), [223](#)
- is_stmt, [161](#), [163](#), [165](#), [173](#)
- is_supplementary, [208](#)
- isa, [162](#), [163](#), [175](#)
- ISO 10646 (Fortran string kind), [114](#)
- ISO 10646 character set standard, [114](#), [137](#), [233](#), [375](#)

Index

- ISO-defined language names, [67](#), [245](#)
- ISO/IEC 10646-1:1993 character, [113](#)
- ISO/IEC 10646-1:1993 character (UCS-4), [113](#)
- ISO/IEC 646:1991 character, [113](#)
- ISO_10646 (Fortran string kind), [137](#)
- Java, [12](#), [68](#), [123](#), [125](#), [126](#)
- Julia, [68](#)
- Kotlin, [68](#)
- label entry, [101](#)
- language attribute, [76](#)
- language attribute (Version 5), [222](#)
- language attribute, encoding, [245](#)
- language name attribute, [67](#), [121](#), [227](#)
- language name encoding, [245](#)
- language version attribute, [227](#)
- language version encoding schemes, [70](#)
- LEB128, [163](#), [166](#), [174](#), [228](#), [233](#), [236](#)
 - examples, [237](#)
 - signed, [32](#), [46](#), [173](#), [187](#), [189–191](#), [221](#), [237](#)
 - signed, decoding of, [302](#)
 - signed, encoding as, [236](#), [301](#)
 - unsigned, [31–33](#), [38](#), [41](#), [45](#), [47](#), [163](#), [173](#), [175](#), [176](#), [182](#), [187](#), [189–192](#), [216](#), [217](#), [221](#), [228–231](#), [236](#), [237](#), [253](#), [264](#), [265](#)
 - unsigned, decoding of, [301](#)
 - unsigned, encoding as, [236](#), [300](#)
- LEB128 encoding
 - algorithms, [300](#)
 - examples, [237](#)
- length, [186–188](#)
- level-88 condition, COBOL, [134](#)
- lexical block, [43](#), [100](#), [102](#)
- lexical block entry, [100](#)
- lexical blocks, [61](#)
- line, [161](#), [163](#)
- line containing call site of
 - non-inlined call, [18](#)
- line number information, *see also*
 - statement list attribute
- line number information for unit, [22](#)
- line number of inlined subroutine call, [18](#)
- line number of source declaration, [19](#)
- line number opcodes
 - extended opcode encoding, [252](#)
 - file entry format encoding, [252](#)
 - standard opcode encoding, [251](#)
- line number program, [171](#)
 - extended opcodes, [175](#)
 - special opcodes, [171](#)
 - standard opcodes, [173](#)
- line_base, [165](#), [172](#), [173](#), [345](#), [346](#)
- line_range, [165](#), [172](#), [173](#), [345](#), [346](#)
- lineptr, *see also* lineptr class, [293](#)
- lineptr class, [24](#), [77](#), [222](#), [227](#), [229](#), [234](#), [235](#), [297](#), [298](#)
- linkage name attribute, [63](#), [225](#)
- list of discriminant values, [20](#)
- Little-Endian Base 128, *see* LEB128
- little-endian encoding, *see* endian attribute
- local_str_pool_size, [154](#), [157](#)
- local_type_unit_count, [154](#), [155](#)
- location, [128](#)
- location attribute, [40](#), [56](#), [102](#), [106](#), [108](#), [222](#), [357](#)
 - and abstract instance, [91](#)
- location description, [43](#), *see also*
 - DWARF expression, [126](#), [128](#), [130](#), [137](#), [140](#), [142](#)
 - composite, [44](#)
 - empty, [44](#)
 - implicit, [45](#)
 - memory, [44](#)
 - simple, [44](#)

Index

- single, [43](#)
 - use in location list, [43](#)
- location list, [43](#), [67](#), [87](#), [241](#), [265](#), [294](#), [297](#)
- location list attribute, [224](#)
- location list base attribute, [226](#)
- location lists base, [21](#)
- location of uplevel frame, [22](#)
- location table base attribute, [73](#)
- locdesc class, [24](#), [27](#), [43](#), [62](#), [222–224](#), [226](#), [230](#), [235](#)
- loclist, *see also* loclist class
- loclist class, [24](#), [43](#), [48](#), [222–224](#), [227](#), [230](#), [234](#), [235](#), [294](#), [297](#)
- loclistsptr, *see also* loclistsptr class
- loclistsptr class, [24](#), [73](#), [226](#), [227](#), [230](#), [234](#), [235](#)
- lookup
 - by name, [146](#)
- low PC attribute, [57](#), [67](#), [74](#), [78](#), [86](#), [91](#), [100–102](#), [222](#), [357](#)
 - and abstract instance, [91](#)
- low user attribute encoding, [227](#)
- lower bound attribute, [139](#), [223](#)
 - default, [139](#), [245](#)
- lower bound of subrange, [21](#)
- macptr, *see also* macptr class, [293](#)
- macptr class, [24](#), [226](#), [227](#), [230](#), [234](#), [235](#), [298](#)
- macro formal parameter list, [180](#)
- macro information, [176](#)
- macro information attribute, [70](#), [226](#)
- macro information entry types
 - encoding, [253](#)
- macro preprocessor information, [21](#)
- main or starting subprogram, [21](#)
- main subprogram attribute, [72](#), [83](#), [225](#)
- mangled names, [56](#), [62](#), [96](#)
- maximum_operations_per_instruction, [164](#), [165](#), [172](#), [345](#)
- MD5, [170](#), [262](#), [265](#), [266](#), [407](#), [414](#)
- member entry (data), [127](#), [128](#)
 - as discriminant, [132](#)
- member function entry, [129](#)
- member function example, [341](#)
- member location for pointer to
 - member type, [22](#)
- memory location description, [44](#)
- Metal, [68](#)
- minimum_instruction_length, [164](#), [165](#), [172](#), [174](#), [345](#)
- MIPS instruction set architecture, [159](#)
- Modula-2, [52](#), [68](#), [78](#), [101](#)
 - definition module, [78](#)
- Modula-3, [68](#)
- module entry, [78](#)
- module priority, [21](#)
- Mojo Language, [68](#)
- Move Language, [68](#)
- mutable attribute, [128](#), [225](#)
- mutable property of member data, [21](#)
- name attribute, [56](#), [63](#), [67](#), [71](#), [78–80](#), [94](#), [101](#), [105](#), [108](#), [109](#), [111](#), [117](#), [118](#), [120](#), [123](#), [125](#), [127](#), [134–138](#), [140–142](#), [222](#), [262–264](#)
- name index, [146](#)
 - case folding, [156](#)
- name list item attribute, [224](#)
- name of declaration, [21](#)
- name_count, [154](#), [156](#), [157](#)
- namelist entry, [109](#)
- namelist item, [21](#)
- namelist item attribute, [109](#)
- namelist item entry, [109](#)
- names
 - identifier, [56](#)
 - mangled, [62](#)

Index

- namespace (C++), 79
 - alias, 80
 - example, 337
 - global, 79
 - unnamed, 79
 - using declaration, 80, 82
 - using directive, 81
- namespace alias, 20
- namespace declaration entry, 79
- namespace extension entry, 79
- namespace using declaration, 20
- namespace using directive, 20
- nested abstract instance, 91
- nested concrete inline instance, 92
- non-constant parameter flag, 22
- non-contiguous address ranges, 58
- non-contiguous range of code
 - addresses, 21
- non-default alignment, 17
- non-defining declaration, 54
- noreturn attribute, 21, 84, 226
- Number of lanes attribute, 21
- number of lanes attribute, 227
- numerator of rational scale factor, 22, 226
- object (*this*, *self*) pointer of member function, 21
- object file linkage name of an entity, 21
- object pointer attribute, 130, 225
- Objective C, 69, 130
- Objective C++, 69
- objects or types that are not actually declared in the source, 17
- OCaml, 69
- Odin, 69
- offset_entry_count, 259, 260
- offset_size_flag, 177, 179, 182, 205–207, 386, 387
- op_index, 161–165, 171–174, 176
- opcode_base, 165, 166, 172, 345
- opcode_operands_table, 177, 178
- opcode_operands_table_flag, 177, 386, 387
- OpenCL C, 9, 69, 170
- OpenCL C++, 69
- OpenGL ES Shading Language, 68
- OpenGL Shading Language, 68
- operation advance, 172, 173, 346
- operation pointer, 162, 165, 171, 172
- optional parameter, 20, 107
- ordering attribute, 108, 222
- out-of-line instance, 95, *see also*
 - concrete out-of-line instance
- out-of-line instances of inline subprograms, 17
- P4, 69
- package files, 203
- packed qualified type entry, 118
- packed type entry, 118
- padding, 154, 187, 188, 205, 258
- parameter, *see this* parameter, *see*
 - formal parameter entry, *see* macro formal parameter list, *see* optional parameter attribute, *see* template type parameter entry, *see* template value parameter entry, *see* unspecified parameters entry, *see* variable parameter attribute
- parameter entry, 18
- partial compilation unit, 66, 67
- Pascal, 69, 101, 118, 123, 138, 141, 332, 333, 335
- Pascal example, 327
- path name of compilation source, 21
- picture string attribute, 225
- picture string for numeric string type, 21

Index

- PL/I, 69
- pointer or reference types, 17
- pointer qualified type entry, 118
- pointer to member, 140
- pointer to member entry, 140
- pointer to member type, 140, 141
- pointer to member type entry, 140
- pointer type entry, 119
- previous namespace extension or original namespace, 20
- primitive data types of compilation unit, 17
- priority attribute, 78, 224
- producer attribute, 71, 223
- producer extensibility, *see* extensibility
- producer id, 197
- producer-specific extensions, *see* extensibility
- PROGRAM statement, 72
- programming language name, 21
- programming language version, 21
- prologue, 183, 184
- prologue end, 174, 175
- prologue_end, 161, 163, 171, 173, 174
- prologue_epilogue, 162, 163, 173, 175, 176
- prototyped attribute, 84, 136, 223
- pure attribute, 84, 225
- pure property of a subroutine, 21
- Python, 69

- range list, 67, 103, 104, 256, 257, 294, 297
- range list base
 - encoding, 226
- ranges attribute, 57, 58, 67, 74, 78, 86, 91, 100–102, 225
 - and abstract instance, 91
- ranges lists, 22
- ranges table base attribute, 73

- rank attribute, 225
- recursive attribute, 84, 225
- recursive property of a subroutine, 21
- reduced scope of declaration, 22
- reference, *see also* reference class, 55, 61, 72, 79–82, 87, 89, 106, 109, 118, 120, 124, 130, 132, 137, 140
- reference attribute, 226
- reference class, 24, 96, 98, 107, 108, 137, 222–226, 231, 235, 250
- reference qualified type entry, 118
- reference type, 119
- reference type entry, 118
- reference type entry, lvalue, *see* reference type entry
- reference type entry, rvalue, *see* rvalue reference type entry
- renamed declaration, *see* imported declaration entry
- RenderScript, 69
- reserved target address, 26
- reserved values
 - error, 197
 - initial length, 197
- restrict qualified type, 118
- restricted type entry, 118
- return address attribute, 87, 223
 - and abstract instance, 91
- return address from a call, 18
- return type of subroutine, 86
- return_address_register, 187
- rnglist, *see also* rnglist class
- rnglist class, 24, 58, 103, 223, 225, 227, 231, 235, 294, 297
- rnglistsptr, *see also* rnglistsptr class
- rnglistsptr class, 24, 73, 226, 227, 231, 234, 235
- Ruby, 69
- Rust, 69, 117, 335, 336

Index

- rvalue reference qualified type entry, 118
- rvalue reference type entry, 118
- rvaluereference attribute, 226
- sbyte, 145, 165, 262
- scalar coarray, *see* coarray
- scale factor for fixed-point type, 22
- scaled encodings, 114
 - binary, 114
 - composition of, 115
 - decimal, 114
 - floating-point, 115
 - rational, 115
- section group, 395–402, 404, 406, 417, 418
 - name, 397
- section length, 145, 154
 - use in headers, 210
- section offset, 11, 145, 214–216
 - alignment of, 261
 - in `.debug_info` header, 214–216
 - in class `lineptr` value, 229
 - in class `loclist` value, 230
 - in class `loclistsptr`, 230
 - in class `macptr` value, 230
 - in class `reference` value, 231
 - in class `rnglist` value, 231
 - in class `rnglistsptr`, 231
 - in class `string` value, 233
 - in FDE header, 187
 - in macro information attribute, 70
 - in statement list attribute, 69
 - use in headers, 210
- `section_count`, 205
- `section_offset`, 154
- self pointer attribute, *see* object pointer attribute
- set type entry, 138
- shared qualified type entry, 118
- sibling attribute, 25, 55, 222
- signature attribute, 225
- signed LEB128, *see* LEB128, signed
- SIMD Vectorization, 88
- simple location description, 44
- single location description, 43
- size of an address, 26, *see also*
 - `address_size`, 30, 31, 34, 35, 137, 164, 215
- skeleton compilation unit, 74
- SLEB128, 236
- `slot_count`, 205
- small attribute, 115, 225
- special opcodes in line number program, 171
- specialized `.debug_line.dwo` section, 432
- specialized line number table, 77, 201, 421
- specification attribute, 79, 91, 124, 130, 131, 224
- split DWARF object file, 74, 75, 77, 148, 152, 200, 203, 227, 291, 420, 425, 428, 429, 431
 - example, 425
 - object file name, 20
- split DWARF object file name encoding, 226
- split DWARF object file name attribute, 74
- split type unit, 76
- standard opcodes in line number program, 173
- `standard_opcode_lengths`, 166, 345
- start scope attribute, 103, 223
 - and abstract instance, 91
- statement list attribute, 69, 77, 222
- static link attribute, 224
- `str_format`, 154, 157, 292, 293, 295, 298
- `str_offsets`, 154

Index

- stride attribute, *see* bit stride attribute
 - or byte stride attribute
- string, *see also* string class
- string class, [24](#), [56](#), [96](#), [107](#), [222](#), [223](#),
[225](#), [226](#), [232](#), [234–236](#)
- string length attribute, [137](#), [223](#)
 - size of length, [225](#)
 - size of length data, [137](#)
- string length of string type, [22](#)
 - size of, [22](#)
- string length size attribute, [137](#)
- string offset section attribute, [73](#)
- string offsets attribute, [226](#)
- string offsets base attribute, [77](#)
- string offsets information, [293](#)
- string offsets information for unit, [22](#)
- string type entry, [137](#)
- stroffsetsptr, *see also* stroffsetsptr class
- stroffsetsptr class, [25](#), [73](#), [77](#), [226](#), [227](#),
[234](#), [235](#)
- structure type entry, [123](#)
- subprogram called, [18](#)
- subprogram entry, [82](#), [83](#)
 - as member function, [129](#)
 - use for template instantiation, [89](#)
 - use in inlined subprogram, [90](#)
- subrange stride (dimension of array type), [18](#)
- subrange type entry, [138](#)
 - as array dimension, [121](#)
- subroutine call site summary
 - attributes, [85](#)
- subroutine entry, [82](#)
- subroutine formal parameters, [86](#)
- subroutine frame base address, [20](#)
- subroutine or subroutine type, [17](#)
- subroutine prototype, [21](#)
- subroutine return address save
 - location, [22](#)
- subroutine type entry, [136](#)
- sup_checksum, [208](#)
- sup_checksum_len, [208](#)
- sup_filename, [208](#)
- supplementary object file, [8](#), [17](#), [24](#),
[179](#), [182](#), [208](#), [209](#), [232](#), [233](#),
[290](#), [291](#)
- Swift, [69](#)
- SYCL, [69](#)
- tag, [15](#)
- tag names, *see* debugging
 - information entry
 - list of, [23](#)
- target address, [188](#)
 - reserved, [26](#)
- target subroutine of trampoline, [22](#)
- template alias entry, [142](#)
- template alias example, [368](#), [369](#)
- template alias example 1, [369](#)
- template alias example 2, [370](#)
- template instantiation, [63](#)
 - and special compilation unit, [132](#)
 - function, [89](#)
- template type parameter entry, [63](#)
- template value parameter, [19](#)
- template value parameter entry, [63](#)
- Tensor (array) type, [22](#)
- tensor attribute, [227](#)
- this parameter, [53](#), [96](#)
- this pointer attribute, *see* object
 - pointer attribute
- thread scaled attribute, [225](#)
- thread-local storage, [36](#)
- threads scaled attribute, [139](#)
- thrown exception, *see* thrown type entry
- thrown type entry, [89](#)
- trampoline (subprogram) entry, [96](#)
- trampoline attribute, [96](#), [225](#)
- try block, [102](#)
- try block entry, [102](#)
- try/catch blocks, [61](#)

Index

- type
 - of call site, 22
 - of declaration, 22
 - of string type components, 22
 - of subroutine return, 22
- type attribute, 52, 63, 86, 89, 102, 118, 120, 121, 126, 127, 132, 134–136, 138–141, 224
 - of call site entry, 99
 - of string type entry, 137
- type modifier, *see* atomic type entry, *see* constant type entry, *see* packed type entry, *see* pointer type entry, *see* reference type entry, *see* restricted type entry, *see* shared type entry, *see* volatile type entry
- type modifier entry, 118
- type safe enumeration definition, 20
- type safe enumeration types, 135
- type signature, 22, 24, 124, 216, 232, 262, 406, 407
 - computation, 262
 - computation grammar, 414
 - example computation, 406
- type unit, 76, *see also* compilation unit, 77, 124, 212, 215, 216, 232, 262, 265, 266, 407, 418
 - specialized `.debug_line.dwo` section in, 432
- type unit entry, 76
- type unit set, 204
- type unit signature, 74, 438
- type-safe enumeration, 365
- `type_offset`, 216
- `type_signature`, 216
- typedef entry, 120
- ubyte, 145, 154, 155, 162–166, 171, 177, 186–189, 208, 214, 215, 258–260, 262
- UCS character, 113
- uhalf, 145, 154, 164, 174, 177, 189, 205, 208, 213–215, 257–260, 262
- ULEB128, 178, 179, 236
- unallocated variable, 106
- Unicode, 114, 156, 233, 364, *see also* UTF-8
- Unified Parallel C, *see* UPC
- union type entry, 123
- unit, *see* compilation unit
- unit containing main or starting subprogram, 21
- unit header unit type encodings, 213
- `unit_count`, 205
- `unit_length`, 153, 164, 213–215, 257–260, 345
- `unit_type`, 9, 213–215
- unnamed namespace, *see* namespace (C++), unnamed
- unsigned LEB128, *see* LEB128, unsigned
- unspecified parameters entry, 87, 136
 - in catch block, 102
- unspecified type entry, 117
- unwind, *see* virtual unwind
- UPC, 22, 69, 118, 119, 139
- uplevel address, *see* static link attribute
- upper bound attribute, 139, 223
 - default unknown, 139
- upper bound of subrange, 22
- use location attribute, 140
- use statement, *see* Fortran, use statement
- use UTF8 attribute, 22, 72, 224, 233
- using declaration, *see* namespace (C++), using declaration
- using directive, *see* namespace (C++), using directive
- UTF character, 113
- UTF-8, 12, 22, 72, 186, 224, 233

Index

- uword, [145](#), [154](#), [155](#), [189](#), [205](#), [259](#),
[260](#), [262](#)
- vallist class, [24](#), [42](#), [227](#), [234](#), [235](#)
- value list, [294](#), [297](#)
- value lists, [42](#)
- value pointed to by an argument, [18](#)
- variable entry, [105](#)
- variable length data, *see* [LEB128](#)
- variable parameter attribute, [106](#), [224](#)
- variant entry, [133](#)
- variant part entry, [132](#)
- version, [154](#), [164](#), [186](#), [205](#), [208](#),
[213–215](#), [257–260](#), [345](#)
- version number
 - address table, [258](#)
 - call frame information, [186](#), [255](#)
 - compilation unit, [213](#), [214](#)
 - CU index information, [205](#)
 - line number information, [164](#), [251](#)
 - location list table, [260](#)
 - macro information, [253](#)
 - name index table, [154](#), [250](#)
 - range list table, [259](#)
 - string offsets table, [257](#)
 - summary by section, [444](#)
 - TU index information, [205](#)
 - type unit, [215](#)
- virtual function vtable slot, [23](#)
- virtual unwind, [183](#)
- virtuality attribute, [53](#), [224](#)
- virtuality of member function or base
class, [23](#)
- visibility attribute, [52](#), [223](#)
- visibility of declaration, [23](#)
- void type, *see* [unspecified type entry](#)
- volatile qualified type entry, [118](#)
- vtable element location attribute, [130](#),
[224](#)
- VVMM language version encoding
scheme, [68–70](#)
- VVMMPP language version
encoding scheme, [68–70](#)
- with statement entry, [101](#)
- YYYY language version encoding
scheme, [68–70](#)
- YYYYMM language version
encoding scheme, [68–70](#)
- YYYYRR language version encoding
scheme, [69](#), [70](#)
- Zig, [69](#)